


THE COUNCIL OF THE CITY OF NEW YORK

Hon. Corey Johnson
Speaker of the Council

Hon. Carlos Menchaca
Chair, Committee on Immigration



Report of the Finance Division on the
Fiscal 2021 Preliminary Plan and the
Fiscal 2020 Preliminary Mayor's Management Report for the
Mayor's Office of Immigrant Affairs

March 13, 2020

Finance Division

Florentine Kabore, Financial Analyst
Crilhien Francisco, Unit Head

Latonia McKinney, Director
Regina Poreda Ryan, Deputy Director

Nathan Toth, Deputy Director
Paul Scimone, Deputy Director

Table of Contents

MAYOR'S OFFICE OF IMMIGRANT AFFAIRS OVERVIEW.....	1
NEW YORK CITY IMMIGRANT POPULATION.....	1
MOIA FINANCIAL SUMMARY	2
STATE ISSUES	3
EXECUTIVE BUDGET FOR STATE FISCAL YEAR 2020-2021.....	3
GREEN LIGHT LAW.....	4
FEDERAL ACTIONS.....	4
"PUBLIC CHARGE" RULE	4
IMMIGRATION AND CUSTOMS ENFORCEMENT IN NYC.....	6
ASYLUM	7
IMMIGRANT FAMILIES IN PUBLIC HOUSING.....	7
CITY SERVICES	8
MAYOR'S OFFICE OF IMMIGRANT AFFAIRS	8
NYC CARE	9
ACTIONNYC.....	9
LEGAL SERVICES	9
ADULT LITERACY	9
LANGUAGE ACCESS.....	11
COUNCIL INITIATIVES.....	11
ADULT LITERACY	12
CUNY CITIZENSHIP NOW!	12
KEY TO THE CITY.....	13
IMMIGRANT OPPORTUNITIES INITIATIVE (IOI).....	13
NEW YORK IMMIGRANT FAMILY UNITY PROJECT (NYIFUP)	13
UNACCOMPANIED MINORS AND FAMILIES	13
IMMIGRANT HEALTH INITIATIVE	13
APPENDICES.....	14
A. FISCAL 2020 PMMR PERFORMANCE MEASURES.....	14
Human Resources Administration	14
Department of Youth and Community Development.....	14
Department of Education	14

Mayor's Office of Immigrant Affairs Overview

The Mayor's Office of Immigrant Affairs (MOIA) promotes the well-being of immigrant communities by serving as a partner to City Hall and partner agencies on immigrants' integration needs. MOIA's goals are to enhance the economic, civic, and social integration of immigrant New Yorkers; facilitate access to justice for immigrant New Yorkers; and advocate for continued immigration reforms at all levels of government in order to eliminate inequities that impact New York's immigrant communities. MOIA's major initiatives are IDNYC, NYC's municipal identification card program; ActionNYC, which helps connect New Yorkers to free, safe immigration legal help; NY Citizenship; and We Speak NYC video series.

This report provides a review of the City's Fiscal 2021 Preliminary Budget for services for immigrant and foreign-born New Yorkers. This report reviews funding in the Mayor's Office of Immigrant Affairs (MOIA), which coordinates with City agencies, as well as funding for programs and services structurally found within other City agencies, and major State budget and federal actions. Because the City does not have a separate budget for immigrant services specifically, for the purposes of this report, we present the programs and budgets of major initiatives that are directly related to the immigrant community, or impact the immigrant community in a significant way.

The report also highlights performance indicators from different agencies in the Fiscal 2020 Preliminary Mayor's Management Report (PMMR). Namely, the Department of Youth and Community Development (DYCD), the Human Resources Administration (HRA), and the Department of Education (DOE). Same as the previous years, the Fiscal 2020 PMMR also does not include performance measures as it relates to MOIA's major activities, which include ActionNYC and the NY Citizenship program.

New York City Immigrant Population

The U.S. Census Bureau has estimated New York City's population at 8.5 million as of 2018. Of the total population, approximately 3.2 million NYC residents are foreign-born immigrants, from more than 150 countries, comprising nearly 40 percent of the City's population. The figure below shows that in 2018, foreign-born New Yorkers made up 37 percent of the City's population.

Figure 1: NYC Native Born vs. Foreign-Born Population, 2018

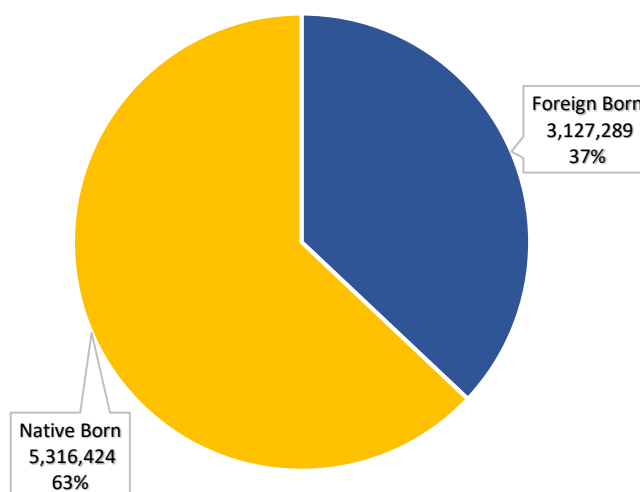
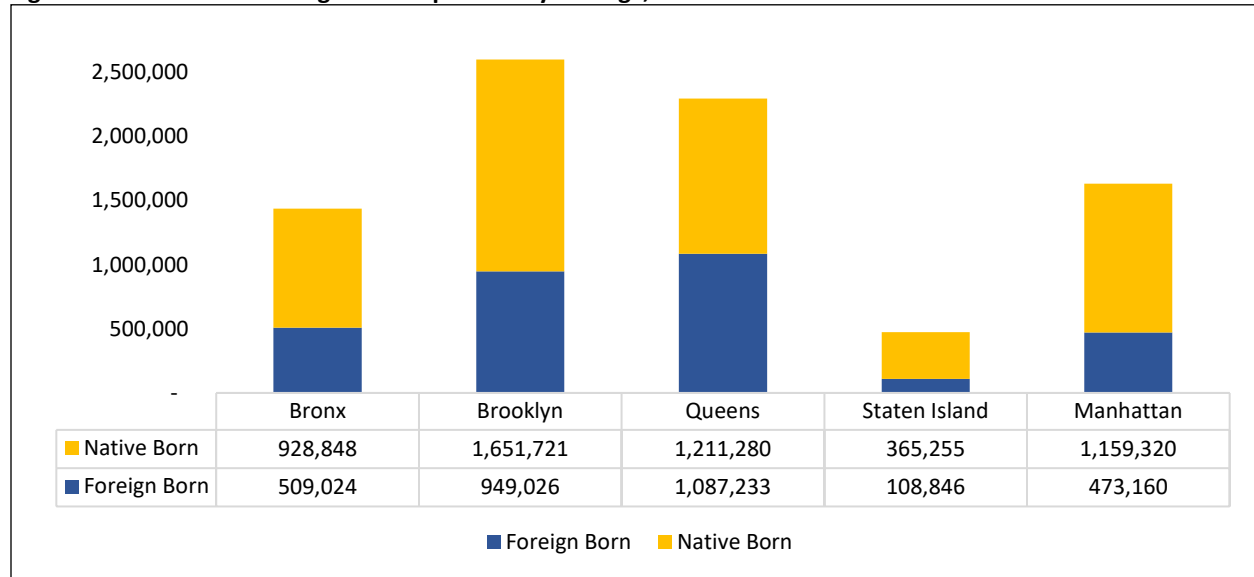


Figure 2 gives a breakdown of New York City population by borough. Approximately 35 percent of foreign-born population are located in Queens, followed by Brooklyn with 30 percent of the immigrants' population, and Bronx and Staten Island have the lowest percentage with 16 and 15 percent, respectively.

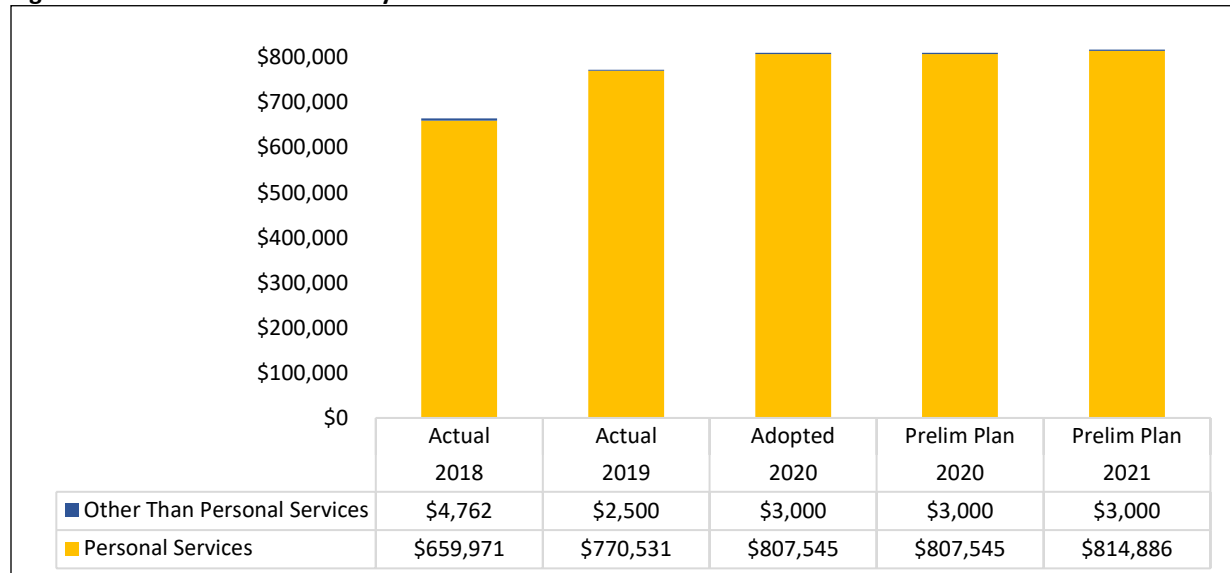
Figure 2: Native Born vs. Foreign-Born Population by Borough, 2018



MOIA Financial Summary

MOIA's Fiscal 2021 Preliminary Budget totals nearly \$818,000 (including City and non-City funds) and supports seven positions. MOIA's is roughly \$7,000 or two percent more than the Fiscal 2020 Adopted Budget of \$811,000. MOIA is funding has increased over the years from \$665,000 in Fiscal 2018 to \$818,000 projected for Fiscal 2021.

Figure 3: MOIA Financial Summary



State Issues

Executive Budget for State Fiscal Year 2020-2021

Released on January 21, 2020, the Governor's Executive Budget for State Fiscal Year 2020-2021 (SFY21) totals \$178 billion and does not include several proposals that were secured in the current budget, State Fiscal Year 2019-2020 (SFY20). The SFY20 included over \$10 million for the Liberty Defense Project, \$7.8 million enhancement for Adult Literacy Education Programs, \$2 million for the NYS Enhanced Services to Refugees Program (NYSESRP), and enacted the 1 Day to Protect New Yorkers Bill. The SFY21 does not include funding for any of the following critical programs.

- **Liberty Defense Project.** The SFY20 budget included \$10 million to support the expansion of the first-in-the-nation Liberty Defense Project (LDP). Launched in 2017, LDP is a State-led, public-private legal defense fund to ensure that immigrants, regardless of status, have access to high quality legal counsel. LDP partners with nonprofit legal service providers to expand the availability of immigration attorneys statewide.
- **Adult Literacy Education.** The SFY20 included \$7.8 million for the State ALE Program - \$1.5 million legislative enhancement and \$6.3 million in base funding – that provides funding for adult education programs across New York State. ALE is managed by the New York State Education Department and is a vital funding stream for New York State programs that provide community-based Adult Education programming. Adult education providers are requesting that the State restores \$1.5 million enhancement to Adult Literacy Education (ALE) and invest an additional \$17.2 million in ALE – for a total enhancement of \$18.7 million. This would bring ALE funding to \$25 million in SFY21.
- **New York State Enhanced Services to Refugees Program.** The SFY20 budget included \$2 million to support the New York State Enhanced Services to Refugees Program (NYSESRP). NYSESRP began in 2017 to help refugee resettlement agencies repurpose their staff and facilities to more fully serve refugees already in their communities, and attract others to areas that recognize refugees as contributors to population growth and economic revitalization.

NYSESRP supports 14 refugee organizations across the state. The federal government supports refugees for 90 days and State funding has assisted agencies integrate refugees into the communities after that period. The State has included \$2 million in the past two years. Refugee service providers are requesting the State doubles its enhancement to \$4.5 million in the SFY21 budget, in light of the federal government cuts refugee arrivals and aid.

- **One Day to Protect New Yorkers Act.** As part of the SFY 2019-20, the State enacted the One Day to Protect New Yorkers Act, a law that addresses a mismatch in the way New York law overlaps with federal immigration law. Under immigration law, certain minor convictions that are punishable by a year or more may lead to detention, denial of necessary forms of immigration relief, and deportation for thousands of immigrants. This law reduces the maximum sentence for Class A misdemeanors by one day from 365 to 364 days, ensuring many immigrant New Yorkers will no longer be subject to the harsh

and disproportionate consequences for these convictions under federal immigration law. New York joined other states that have recently taken such a step to protect immigrant state residents from deportation for minor offenses, such as California, Washington, and Nevada. Other states like New Jersey, Illinois, and New Mexico, already had a maximum penalty for misdemeanors, or equivalent offenses, of 364 days or less.

Green Light Law

The New York's Green Light Law took effect on December 2019, allowing individuals without legal immigration status to apply for driver's licenses in the City. The Law allows approximately 600,000 undocumented immigrants to use their foreign identification documents to apply for the New York State driver's license. Those who pass the driving test would receive a license with a stamp ensuring it cannot be used for federal purposes. Therefore, the Law protects the privacy of any personally identifying information collected by the DMV in compliance with this bill, absent a judicial subpoena or warrant. Furthermore, the Act prohibits the discrimination of a card applicant and cardholder, the use of such card as evidence of citizenship or immigration status, and prohibits Department of Motors and Vehicles employees from inquiring into applicants' citizenship or immigration status.

The Council pushed for the State to allow undocumented immigrants to obtain driver's licenses in the State budget. As part of this effort, the New York Immigration Coalition (NYIC) launched a \$1 million campaign on TV, radio and social media. Allowing undocumented immigrants to obtain driver's licenses will improve public safety by ensuring that everyone driving has been properly educated and tested and is operating a registered, inspected, and insured vehicle. According to the Fiscal Policy Institute, allowing undocumented immigrants the opportunity to obtain a driver's license could generate up to \$57 million in annual State revenue and \$26 million in one-time revenue through taxes and license and registration fees.¹ Furthermore, licensing undocumented immigrant drivers will help lower auto insurance premiums for all New Yorkers by a moderate estimate of \$17 per person each year, saving motorists millions of dollars annually.² New York State's economy will also receive a boost as reduced barriers to transportation allow workers to reach improved job options and increase their discretionary income.³ Immigrants with driver's licenses will more easily integrate into their communities, which is beneficial to all New Yorkers.

Federal Actions

"Public Charge" Rule

Background

On August 14, 2019, the federal administration published a final rule, titled "Inadmissibility on Public Charge Grounds," which amends Department of Homeland Security (DHS) regulations by prescribing how DHS will determine whether a noncitizen applying for admission or adjustment of status is inadmissible to the United States (U.S.) under Section 212(a) (4) of the Immigration and Nationality Act (INA), because they are likely at any time to become a public charge. The

¹ Green Light NY: Driving Together, <https://greenlightny.files.wordpress.com/2019/01/green-light-ny-factsheet-for-legislators.pdf>.

² *Id.*

³ *Id.*

effective date of the final rule was delayed because federal judges issued temporary injunctions against the rule, preventing it from taking effect on October 15, 2019.⁴

However, the U.S. Department of Homeland Security (DHS) has announced that as of February 24, 2020, it is implementing its "public charge" rule to certain applications postmarked or electronically filed on or after February 24, 2020. Federal immigration law provides that immigration authorities may deem certain applicants for a visa or for adjustment of status to legal permanent resident to be inadmissible if they are "likely at any time to become a public charge." Under current policy, a public charge determination is limited in its examination of public benefits use, looking only at cash assistance programs for income maintenance and government-funded institutionalization for long-term care. Individuals exempt from the public charge rule would be groups of noncitizens that Congress specifically exempted from the public charge ground of inadmissibility, including refugees, asylees, Afghans and Iraqis with special immigrant visas, nonimmigrant trafficking and crime victims, individuals applying under the Violence Against Women Act, and special immigrant juveniles.⁵ Additionally, the rule excludes consideration of benefits received by U.S. citizen children of noncitizens who will acquire citizenship under either section 320 or 322 of the INA, and by noncitizen service members of the U.S. Armed Forces and their families.⁶

The proposed rule would do the following:

- Expand the definition of public charge from an individual who is or is likely to become "primarily dependent on the government for subsistence" to one who receives or is likely to receive one or more specific public benefits;
- Add noncash benefits and programs to the list of specific public benefits; this includes Medicaid, Supplemental Nutrition Assistance Program (SNAP), Section 8, public housing, and Medicaid Part D Low-Income Subsidy;
- Enhance scrutiny of an individual's income, assets, work history, education and training, health conditions, and other factors by imposing a stricter totality-of-the-circumstances inquiry, even where an individual has not previously used a specific public benefit and present a sufficient affidavit of support from a sponsor; and
- Require nonimmigrant visa holders seeking an extension or change of status to demonstrate that they have not received nor are likely to receive a specified public benefit.

Impact on New Yorkers

In MOIA's research brief regarding the potential impact of this proposed rule, an estimated 304,000 low- and middle-income New Yorkers, including U.S. citizens and green card holders who would not be subject to a public charge admissibility determination, could be discouraged from participation in public benefits programs. This includes an estimated 72,000 U.S. citizen children and 29,000 individuals with disabilities. In addition, up to 400,000 low- and middle-income immigrant New

⁴ Laurel Wamsley, et al., *Federal Judges In 3 States Block Trump's 'Public Charge' Rule For Green Cards*, NPR, Oct. 11, 2019, <https://www.npr.org/2019/10/11/769376154/n-y-judge-blocks-trump-administrations-public-charge-rule>.

⁵ U.S. Citizenship and Immigration Services. (2019). Inadmissibility on Public Charge Grounds. Accessed at: <https://www.uscis.gov/legal-resources/final-rule-public-charge-ground-inadmissibility>.

⁶ U.S. Citizenship and Immigration Services. (2019). Inadmissibility on Public Charge Grounds. Accessed at: <https://www.uscis.gov/legal-resources/final-rule-public-charge-ground-inadmissibility>.

Yorkers could be deemed inadmissible, or ineligible to adjust their immigration status in the future as a result of the rule's stricter weighing of factors such as their education, income, age, or health conditions, despite their present ineligibility and non-use of public benefits.

Impact on the City's revenue

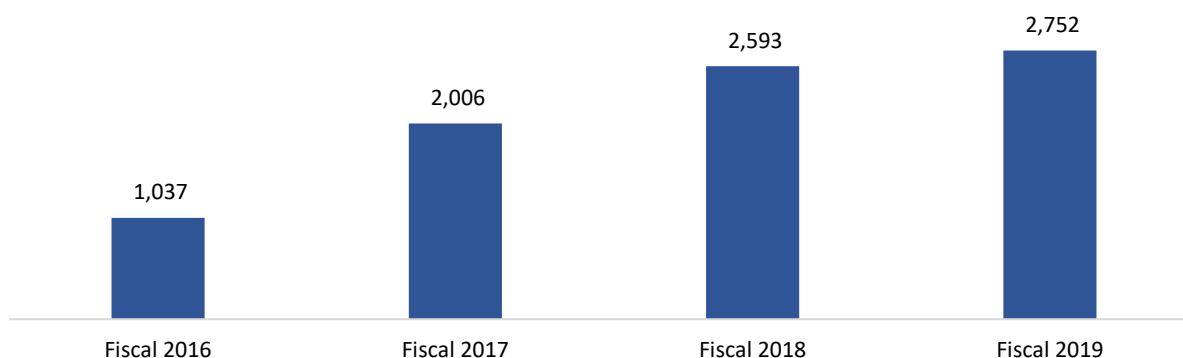
There are approximately 220,000 non-citizen recipients of SNAP, cash assistance, or both, and 54,000 non-citizen recipients of Supplemental Security Income and the state supplement. If 20 percent in NYC were to withdraw, they and those on their benefits case would suffer a loss of \$235 million in benefits per year. Furthermore, this would lead to a larger loss for the economy of over \$400 million annually. As of the Fiscal 2021 Preliminary Plan, the budget does not include funding to address the potential shortfall in revenue due to the proposed rule.

Immigration and Customs Enforcement in NYC

Immigration enforcement has risen in NYC under the current federal administration. On January 2017, President Trump issued two Executive Orders addressing immigration enforcement, one focused on enforcement at the southern border and the other on the interior region, which eliminated the Priority Enforcement Program (PEP) and brought significant changes to ICE's enforcement priorities, as well as raised the specter of potential cuts in federal funding for jurisdictions deemed to be "sanctuary cities."⁷ This resulted to fear among immigrants in the City.

Data show that deportations by the Immigration and Customs Enforcement (ICE) officers in the City increased by 150 percent between the final year of the Obama Administration and the first full fiscal year of the Trump Administration. As shown on figure 1 below, deportations by ICE in New York City grew from 1,037 in Fiscal 2016 to 2,563 in Fiscal 2018. Deportations of individuals with no criminal convictions rose even more in NYC, from 313 to 1,144, or 266 percent. According to a report by New York City Comptroller Scott Stringer titled "The Demographics of Detention: Immigration Enforcement in NYC Under Trump," the number of new deportation cases involving an immigrant living in NYC grew to an all-time high in Fiscal 2018 of over 19,750 cases.

Figure 4: ICE Removals in NYC by Federal Fiscal Year⁸



During the first half of Fiscal 2018, bond amounts in NYC ranged from \$1,500 to \$100,000.

⁷ Exec. Order No. 13767, 82 Fed. Reg. 8793 (Jan. 25, 2017); Exec. Order No. 13768, 82 Fed. Reg. 8799 (Jan. 25, 2017).

⁸ Source: U.S. Immigration and Customs Enforcement, Fiscal Year 2017 ICE Enforcement and Removal Operations Report (December 2017), <https://www.ice.gov/removal-statistics/2017>, U.S. Immigration and Customs Enforcement, Fiscal Year 2018 ICE Enforcement and Removal Operations Report (December 2018), <https://www.ice.gov/features/ERO-2018>.

Between Fiscal 2014 and Fiscal 2017, the median bond amount set by immigration judges in NYC was \$7,500, or 50 percent higher than median bail set in felony cases in criminal courts.⁹

Chinese immigrants make up the largest nationality of NYC immigrants with immigration court proceedings, with over 10,000 immigration cases since Fiscal 2016. Immigrants from India comprise roughly ten percent of all cases, those from Ecuador account for about seven percent, and those from Bangladesh account for about eight percent of cases. The full breakdown is below.

Asylum

The Federal administration has strategically set up a series of impediments in Central America, at the U.S./Mexico border, in detention centers, and in immigration courts, making obtaining asylum nearly impossible. While President Trump campaigned on a promise to build a physical wall on the southern border of the U.S., the culmination of his policies has achieved the same effect: targeting asylum seekers well before they reach the southern border. The following policy measures have essentially dismantled the U.S. asylum system. They include:

- The issuance of a sweeping rule that prevents migrants from being granted asylum if they passed through any country other than their own before arriving in the U.S.;
- Agreements with Guatemala, Honduras, and El Salvador that the U.S. could return asylum seekers to those countries;
- Threatening to impose tariffs on Mexican goods in exchange for Mexican enforcement stopping migrants before they reach the southern U.S. border;
- CBP officials limiting the number of asylum seekers processed at ports of entry each day, forcing individuals to wait in Mexico where migrant shelters are at capacity;
- “Migrant Protection Protocols,” otherwise known as the administration’s “Remain in Mexico” policy, which allows the government to send migrants with credible asylum claims back to Mexico while they await a final decision on their applications;
- The massive expansion of the detention of asylum seekers, including children and pregnant women;
- An attempt to expand expedited removal;
- Policy changes affecting immigration courts, such as completion quotas for immigration judges; and
- The undermining of previously established protections, such as asylum protections for victims of gang and domestic violence, LGBTQ individuals, and those whose family members have been persecuted; among other policies.

Immigrant Families in Public Housing

On May 2019, the federal Department of Housing and Urban Development (HUD) proposed a new rule that would prohibit mixed status families from using federal housing benefits, including Section 8 programs and public housing. Currently, immigrants in mixed status families – family whose members include people with different citizenship or immigration statuses – can receive

⁹ <https://comptroller.nyc.gov/reports/the-demographics-of-detention-immigration-enforcement-in-nyc-under-trump/>

prorated federal housing benefits. The proposed rule would require all members of a household to have an eligible immigration status or citizenship in order to live in public housing or receive housing vouchers. The new rule threatens housing for 25,000 mixed-status families — including over 55,000 children who are U.S. citizens or green card holders — based on HUD's own analysis.¹⁰ Thousands of immigrant children who are legally eligible for housing benefits would face eviction and potential homelessness.

City Services

Mayor's Office of Immigrant Affairs

MOIA's budget is comprised of Personal Services (PS) and Other Than Personal Services (OTPS) budget, and is reflected in "Mayoral" agency (002). However, the budget under the Mayoralty does not provide a full picture of MOIA's budget. Funding for major MOIA initiatives such as IDNYC and ActionNYC are in the Human Resources Administration's (HRA) budget. Additionally, immigration legal services funding is also reflected in HRA's budget. MOIA's Fiscal 2021 Preliminary Budget increases by \$7,000 when compared to the Fiscal 2020 Adopted Budget. MOIA's budgeted headcount remains unchanged at seven positions. MOIA's funding source is solely City tax-levy (CTL) funds.

Table 1: MOIA Financial Summary

	2018 Actual	2019 Actual	2020 Adopted	Preliminary Plan		*Difference FY20 - FY21
				2020	2021	
Spending						
Personal Services	\$659,971	\$770,531	\$807,545	\$807,545	\$814,886	\$7,341
Other Than Personal Services	4,762	2,500	3,000	3,000	3,000	0
TOTAL	\$664,733	\$773,031	\$810,545	\$810,545	\$817,886	\$7,341
Personal Services						
Full-Time Salaried - Civilian	\$658,223	\$756,990	\$807,545	\$807,545	\$814,886	\$7,341
Holiday Pay	0	91	0	0	0	0
Terminal Leave	0	7,938	0	0	0	0
Backpay - Prior Years	0	5,343	0	0	0	0
Overtime - Civilian	1,749	169	0	0	0	0
SUBTOTAL	\$659,971	\$770,531	\$807,545	\$807,545	\$814,886	\$7,341
Other Than Personal Services						
Books - Other	\$2,500	\$2,500	\$0	\$1,800	\$0	\$0
Non Overnight Trvl Exp-General	443	0	0	0	0	\$0
Overnight Trvl Exp-General	577	0	0	0	0	\$0
Overnight Trvl Exp-Special	1,219	0	0	0	0	\$0
Property & Equipment	0	0	0	0	0	\$0
Supplies & Materials	23	0	3,000	1,200	3,000	\$0
SUBTOTAL	\$4,762	\$2,500	\$3,000	\$3,000	\$3,000	\$0
TOTAL	\$664,733	\$773,031	\$810,545	\$810,545	\$817,886	\$7,341
Budgeted Headcount						
Full-Time Positions - Civilian	7	7	7	7	7	0
TOTAL	7	7	7	7	7	0

**The difference of Fiscal 2020 Adopted Budget compared to Fiscal 2021 Preliminary Budget.*

¹⁰National Low Income Housing Coalition. <https://nlihc.org/sites/default/files/2019-05/Noncitizen-RIA-Final-April-15-2019.pdf>

NYC Care

Many immigrants, especially undocumented New Yorkers, have difficulty obtaining health insurance to help pay for care. As a result, they do not regularly access health care services. On January 2019, the Administration announced the NYC Care program, which included health care access to 600,000 uninsured New Yorkers by increasing access to the City's public health insurance option, MetroPlus, and ensuring that anyone ineligible for insurance has direct access to services at Health and Hospitals (H+H) locations. The program launched in summer 2019 in the Bronx and is now expanding to Brooklyn and Staten Island. The program collaborates with various multilingual community-based organizations to help connect New Yorkers with the health care they need, regardless of ability to pay or immigration status. According to the Administration, it will be fully available across the five boroughs in 2021. The Fiscal 2021 Preliminary Budget added \$25 million for this program. Funding increases to \$75 million in Fiscal 2021, with the full cost totaling \$100 million in Fiscal 2022 and beyond.

ActionNYC

ActionNYC is a citywide community-based immigration legal services and outreach program that is one of the Mayor's Office of Immigrant Affairs' (MOIA) primary initiatives. Funding for ActionNYC was baselined in Fiscal 2016 at \$7.9 million, but part of the funding came from the Administration shifting IOI funding of \$3.2 million that was baselined in Fiscal 2015. This resulted in a gap in the Administration's IOI funding in Fiscal 2016, which was later restored and baselined in Fiscal 2017 at \$5.9 million. Still, the Council restored the Council's IOI program in Fiscal 2016 because smaller community-based organizations (CBOs) lost out during the request for proposal (RFP) process. Funding for ActionNYC has increased from \$900,000 in Fiscal 2015 to \$8.7 million in Fiscal 2018, when the Mayoral Administration increased ActionNYC's budget to launch the program in Health + Hospitals (H+H) in partnership with NYLAG. Yet, the Council has been funding NYLAG since Fiscal 2016 through the Immigrant Health Initiative to provide legal services at H+H facilities.

Legal Services

New York City, at the urging of the City Council, has expanded funding for immigration legal services tremendously in recent years. New York City funds these services through allocations made by the Mayoral Administration and various allocations by the City Council (termed 'initiatives'). Apart from CUNY Citizenship Now!, the Human Resources Administration's (HRA) Office of Civil Justice (OCJ) administers all immigration legal services. In total, the City's budget for immigration legal services is currently \$47.5 million, with \$16.6 million from Council initiatives, and \$30.9 million from Mayoral programs. There are currently four Mayoral programs, and four City Council initiatives for immigration legal services.

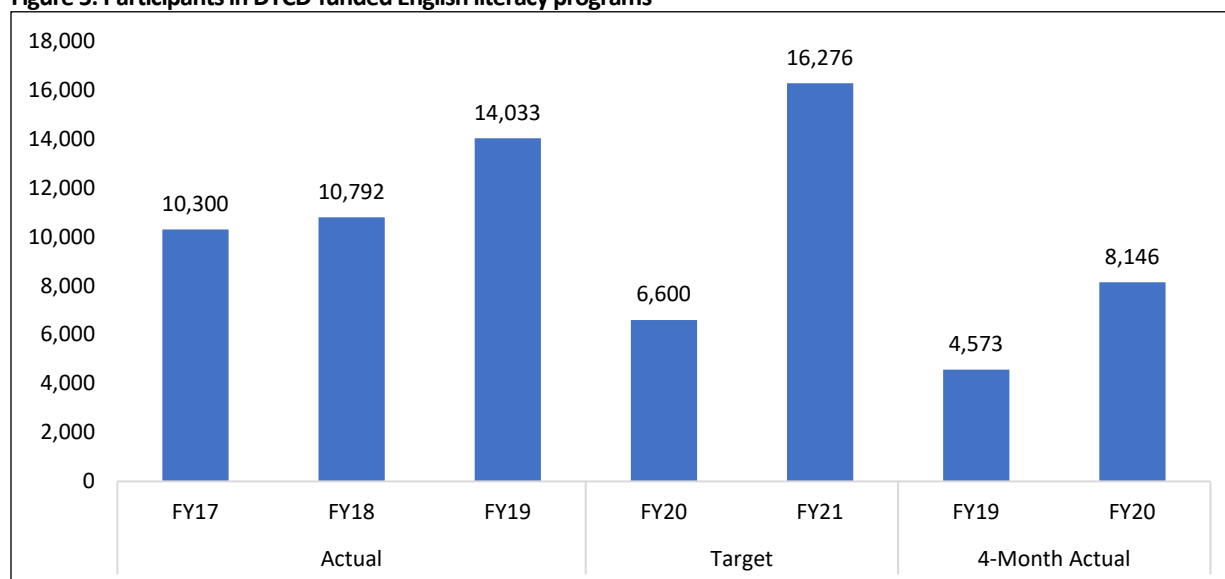
Adult Literacy

Since Fiscal 2017, the Council has negotiated with the Administration to secure funding for Adult Literacy at \$12 million. The \$12 million commitment has continued to Fiscal 2020. However, funding is included in the budget as a one-year item at Adoption. Funding history for Adult Literacy since Fiscal 2016 is below.

Table 2: Adult Literacy Initiative – FY16-FY20

<i>Dollars in Thousands</i>	Fiscal 2016	Fiscal 2017	Fiscal 2018	Fiscal 2019	Fiscal 2020
NYC Council	\$1,380	\$6,000	\$6,000	\$4,000	\$4,000
Administration	\$2,500	\$6,000	\$6,000	\$8,000	\$8,000
TOTAL	\$3,880	\$12,000	\$12,000	\$12,000	\$12,000

According to the PMMR, one of DYCD's service area is to support programs that provide participants with the services needed to increase and tap their capacity to strengthen and revitalize the communities of New York City. The two goals are (1) to maximize participation and success in programs improving English literacy skills among adults, adolescents, children and recent immigrants, and (2) to maximize the number of New York City immigrants receiving services that improve language and employment skills that help families successfully integrate into their new communities.

Figure 5: Participants in DYCD-funded English literacy programs

From Fiscal 2017 to 2019, the number of participants in DYCD-funded English literacy programs has increased by roughly 80 percent. During the first four months of Fiscal 2019, there were 4,573 participants in DYCD-funded English literacy programs, a decrease of 4,573 participants, when compared to the same reporting period in Fiscal 2018. Fiscal 2017 was the first year that the funding for adult literacy increased to \$12 million. This commitment carried on to Fiscal 2018, which would explain this trend. Although the number of participants is increasing, DYCD's budget for adult literacy programs does not reflect the increase and the need. This brings into question how the Administration will meet the City's growing needs for adult literacy programs. At any given time, over 14,000 individuals are on waitlists for literacy classes, according to estimates by community-based organizations. DYCD does not provide a breakdown of the number of participants in different types of instructional services, such as Adult Basic Education (ABE) and English as a Second or Other Language (ESOL), in the PMMR.

Language Access

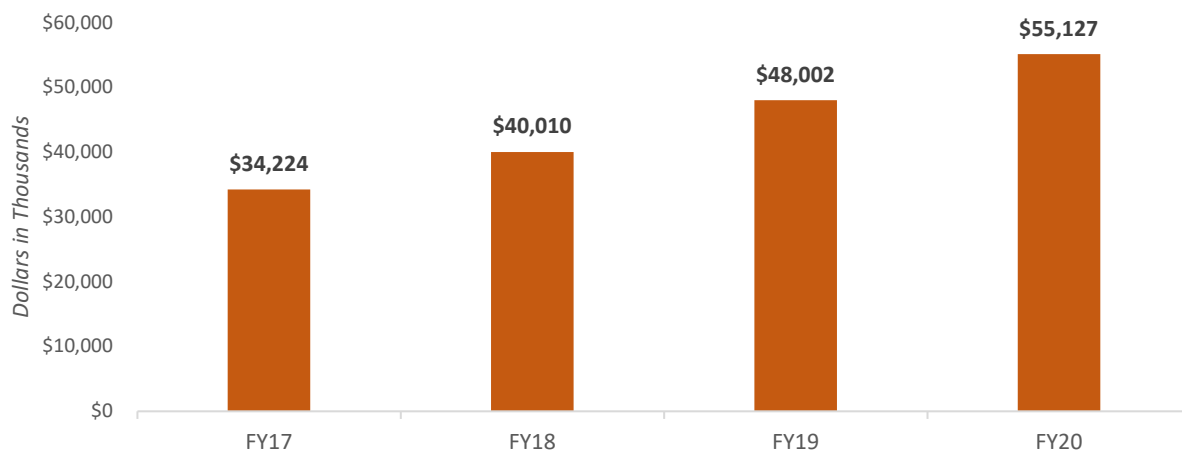
With more than 3 million foreign-born residents from more than 150 different countries, who comprise nearly 40 percent of the City population, New York is home to one of the most diverse populations in the world. New Yorkers come from every corner of the globe and speak over 200 different languages. Nearly one-half of all New Yorkers speak a language other than English at home, and almost 25 percent, or 1.8 million persons, are not English Proficient.

In 2017, the Council passed Local Law 30, which included provisions for language access in specific instances. Local Law 30 requires covered agencies to provide language access services for all designated citywide languages. The citywide designated languages are Spanish, Chinese, Russian, Bengali, Haitian Creole, Korean, Arabic, Urdu, French, and Polish. The Office of the Language Services Coordinator, in consultation with MOIA, coordinates and guides the development of agencies' implementation plans. It is unclear whether various agencies will use existing resources in order to implement the plans, or would need additional funding in the future.

Council Initiatives

Funding for immigrant services initiatives has greatly increased from Fiscal 2016 to 2020. New initiatives were created, and support for legal initiatives increased over the fiscal years. In Fiscal 2016, the Council created the Immigrant Health Initiative, in response to a report from the Mayor's Task Force on Immigrant Health Care Access that identified the barriers that immigrants face when accessing health care. Additionally, the Council restored funding for the Immigrant Opportunities Initiative (IOI) in Fiscal 2016 for \$3.3 million. The Administration permanently included IOI funding in Fiscal 2014, but the Council restored IOI funding in Fiscal 2016 for small community-based organizations that were unsuccessful with receiving funding through the Administration's Request for Proposals (RFP). The initiatives that have seen growth in the last three fiscal years are CUNY Citizenship Now!, the New York Immigrant Family Unity Project (NYIFUP), Key to the City (KTTC), and the Unaccompanied Minor Children initiative. Below is a chart that provides an overview of funding history of immigrant services initiatives from Fiscal 2016 to 2020. As the chart shows, the Council has been taking the lead by steadily increasing funding for immigrant services over the past five fiscal years.

Figure 6: Council Immigrant Services Initiatives, FY16-FY20



For Fiscal 2020, the City Council included \$41.1 million for immigrant services. Funding for Fiscal 2020 increased by \$9 million, or approximately three percent, when compared to Fiscal 2019. The initiatives under immigrant services are administered by multiple agencies, namely DYCD, CUNY, HRA, SBS, and DOHMH. The Fiscal 2021 Preliminary Budget does not include funding for the Council initiatives listed below. This is because Council discretionary funding has to be negotiated with the Administration prior to Adoption. The table below shows the increase from Fiscal 2019 to Fiscal 2020.

Table 3: FY 2020 Council Initiatives - Immigrant Services

Dollars in Thousands

Agency	Initiative	FY19	FY20	Difference
DYCD	Adult Literacy Initiative	\$12,000	\$12,000	\$0
SBS	Construction Site Safety Training	1,100	1,100	0
DCLA	Cultural Immigrant Initiative	6,400	7,395	995
CUNY	CUNY Citizenship NOW! Program	2,500	3,250	750
SBS	Day Laborer Workforce Initiative	1,970	2,970	1,000
DOHMH	Immigrant Health Initiative	2,000	2,000	0
HRA	Immigrant Opportunities Initiative	2,600	2,600	0
MOCJ	Immigrant Survivors of Domestic Violence	350	530	180
DYCD	Key to the City	700	700	0
HRA	Low Wage Worker Support	2,500	500	(2,000)
HRA	New York Immigrant Family Unity Project	11,600	16,600	5,000
DFTA	Senior Centers for Immigrant Populations	2,000	1,500	(500)
HRA	Unaccompanied Minors and Families	2,282	3,982	1,700
TOTAL		\$48,002	\$55,127	\$7,125

Adult Literacy

In partnership with the Administration, the Council allocated \$12 million in Fiscal 2020 to expand adult literacy services for adults who cannot read, write or speak English. Programs include Basic Education in the Native Language (BENL), ESOL, ABE, and HSE preparation. Funds also support services such as counseling and case management. The Council designated \$4 million to expand adult literacy class seats at community-based organizations (CBO).

CUNY Citizenship Now!

CUNY Citizenship Now! (CCN) program provides free immigration law services to assist immigrants on their path to U.S. citizenship. The Council restored \$2.5 million to support free immigration law services to assist immigrants on their path to U.S. citizenship. Services include assistance with complete applications for naturalization and citizenship, Deferred Action for Childhood Arrivals (DACA), Temporary Protected Status (TPS) and green cards. CUNY Citizenship Now! attorneys and paralegals assist more than 10,000 individuals each year at CUNY sites and more than 2,100 at community-based events. The services are also provided in more than 30 New York City Council Member district offices. Fiscal 2020 funding increased by \$750,000 or 23 percent, from Fiscal 2019. With the expanded funding, CCN provided education forums and purchased a subscription to language line and an American Sign Language (ASL) service provider, in order to serve those who speak less common languages and those who need ASL interpreters.

Key to the City

Key to the City (KTTC) is a school-based, citywide program that offers wraparound, comprehensive consular, educational, social, and legal services. These include access to critical identity documents; access to healthcare options; a full immigration legal clinics at every event; up to date information on immigration policies and changing legal pathways available to immigrants; and workshops on college readiness, financial inclusion, adult education, antifraud and labor rights conducted by governmental agencies and organizations. Since its launch in 2011, KTTC has served over 28,000 New Yorkers from nearly 64 countries, providing more than 17,000 with identity documents and provided immigration legal assistance. This initiative has also worked with 22 New York City public schools across the five boroughs. The Council has supported this initiative since Fiscal 2014.

Immigrant Opportunities Initiative (IOI)

First funded in Fiscal 2002, this initiative assists immigrant adults in gaining access to critical information and resources, in addition to strengthening their participation in the democratic process. Specifically, this initiative provides funding for legal services for recent immigrants to assist with applications for citizenship or permanent residency, and various other immigrant related legal services. The Council allocated \$2.6 million in Fiscal 2020 for IOI.

New York Immigrant Family Unity Project (NYIFUP)

First funded in Fiscal 2014 as a pilot program, the New York Immigrant Family Unity Project (NYIFUP) is the nation's first government-funded legal representation program for detained immigrants; NYIFUP provides high quality, holistic representation to New Yorkers detained and facing deportation who cannot afford an attorney. NYIFUP attorneys carry a full caseload of deportation defense cases, and provide services, including master calendar, bond and individual merits hearings, appeals, and social work services. The Council designated \$16.6 million in Fiscal 2020 for NYIFUP.

Unaccompanied Minors and Families

This initiative focuses primarily on providing counsel for children in removal proceedings. The organizations provide direct representation, leverage high quality pro bono representation, and offer social services to children appearing on the Juvenile and Surge Dockets in New York Immigration court to ensure due process for minors who are struggling to maneuver the immigration system alone. The initiative also helps to ensure that the adults and their children have access to critical educational, health and mental health services, and, ultimately, the opportunity to become fully integrated members of our community. The Council allocated \$3.9 million in Fiscal 2020 for Unaccompanied Minors and Families, an increase of \$1.7 million from Fiscal 2019. The Council increased funding for this initiative in order to address the increased legal services need as a result of the federal administration's family separation policy at the U.S.-Mexico border.

Immigrant Health Initiative

The Immigrant Health Initiative focuses on decreasing health disparities among foreign-born New Yorkers by focusing on the following three goals: improving access to health care; addressing cultural and language barriers; and targeting resources and interventions. Launched in Fiscal 2016, this initiative has helped undocumented New Yorkers across the City with access to health care and legal access.

Appendices

A. Fiscal 2020 PMMR Performance Measures

Human Resources Administration

Performance Indicators	Actual			Target		4-Month Actual	
	FY17	FY18	FY19	FY20	FY21	FY19	FY20
IDNYC - number of applications processed	245,610	159,109	132,422	*	*	48,873	45,859
IDNYC - total number of cards issued	238,737	153,945	124,466	*	*	46,575	42,050
IDNYC application timeliness (%)	99.0%	99.4%	99.6%	*	*	99.3%	99.4%
Applications filed with the U.S. Citizenship and Immigration Services	2,477	3,496	3,624	*	*	NA	NA

Department of Youth and Community Development

Performance Indicators	Actual			Target		4-Month Actual	
	FY17	FY18	FY19	FY20	FY21	FY19	FY20
Participants in DYCD-funded English literacy programs	10,300	10,792	14,033	6,600	16,276	4,573	8,146
Participants in DYCD-funded English literacy programs meeting federal standards of improvement in their ability to read, write, and speak English (%)	49%	54%	56%	55%	55%	NA	NA
Participants achieving positive outcomes in immigrant services programs (%)	64%	63%	61%	60%	60%	21%	NA
Participants in immigrant services programs	3,505	3,111	3,111	*	*	NA	NA

Department of Education

Performance Indicators	Actual			Target		4-Month Actual	
	FY17	FY18	FY19	FY20	FY21	FY19	FY20
Students enrolled as English Language Learners (000)	160	159	154	*	*	NA	NA
English language learners testing out of ELL Programs (%)	15.6%	18.1%	20.7%	19.1%	19.1%	NA	NA
English language learners testing out of ELL programs within 3 years (%)	55.5%	50.9%	48.9%	51.9%	51.9%	NA	NA