

OFFICE OF THE
COMPTROLLER
RECEIVED

2017 JUN 12 P 3: 53

Steven Banks
Commissioner

150 Greenwich Street
New York, NY 10007

929 221 7315

Honorable Bill de Blasio
Mayor of the City of New York
City Hall
New York, NY 10007

Honorable Melissa Mark-Viverito
Speaker
New York City Council
City Hall
New York, NY 10007


Re: HIV/AIDS Services Administration
Quarterly Performance Report FY 17.2 (October – December 2016)

Dear Mayor de Blasio and Speaker Mark-Viverito:

I am pleased to submit to you the HIV/AIDS Services Administration Quarterly Performance Report, as required by Section 21-128 (j) of Chapter I of Title 21 of the Administrative Code of the City of New York.

The report includes data for October through December 2016. We welcome any questions.

Sincerely,



Steven Banks

The City of New York
Human Resources Administration

HIV/AIDS SERVICES ADMINISTRATION

**QUARTERLY
PERFORMANCE
REPORT**

FY 17.2

October—December 2016



Bill de Blasio
Mayor

Steven Banks
Commissioner

Jacqueline M. Dudley
Deputy Commissioner
HIV/AIDS Services Administration

Table of Contents

Introduction	3
Caseload and Client Data	5
Financial Assistance Data	7
Cash Assistance Data: Number of Closings/Reason for Closings (Oct-Dec 2016)	8
Cash Assistance Data: Cases Closed in Error/Days to Re-Open (Oct-Dec 2016)	8
Cash Assistance Data: Single Cases (Oct-Dec 2016)	9
Cash Assistance Data: Single Cases (FY 17 YTD)	22
Cash Assistance Data: Family Cases (Oct-Dec 2016)	35
Cash Assistance Data: Family Cases (FY 17 YTD)	47
Enhanced Benefits (CBCFA) (Oct-Dec 2016)	59
Enhanced Benefits (CBCFA) (FY 17 YTD)	79
Housing Services	99
Vocational Rehabilitation Services	103
Field Operation Staff	104
Fair Hearings and Appeals	105

HIV/AIDS Services Administration
Quarterly Performance Report
October—December 2016

The HIV/AIDS Services Administration (HASA) is the primary entity within the Human Resources Administration (HRA) to expedite access to essential benefits and social services needed by persons diagnosed with HIV or AIDS and their families. HASA provides:





- Specialized intake and needs assessment;
- Direct linkages to Cash Assistance, Medicaid, Food Stamps, Home Care, and Homemaking;
- Ongoing intensive case management;
- Emergency and non-emergency housing services and placements;
- Voluntary vocational counseling/rehabilitation, job training and placement;
- Assistance with clients' applications for Supplemental Security Income (SSI) and Social Security Disability (SSDI); and,
- Referrals to community-based resources for a variety of additional services.

HASA is committed to service provision that is individualized, efficient, effective and of high quality. The work that HASA performs with its clients is based on the notion that all sectors of the community must work together to ensure that people living with HIV illness have adequate housing, financial security, medical care and other services necessary to allow them to manage the illness and to live their lives with the highest level of self-reliance and dignity.

Local Law 32 of 2005 requires HASA to submit Quarterly Performance Reports (QPRs) to the City Council. The law also requires the QPR to include descriptive statistics, by field operations location, on: the size and demographics of the client population; levels at which financial assistance and social services are requested and granted; time frames for the provision of services; and data on case closings and re-openings. The legislation also requires HASA to report on client utilization of the appeals process, as well as the number of field operations staff, by job title, who directly provide services to clients.

This page intentionally left blank

Indicator	FY 2014				FY 2015				FY 2016				FY 2017		Comments
	14.1	14.2	14.3	14.4	15.1	15.2	15.3	15.4	16.1	16.2	16.3	16.4	17.1	17.2	
CBCFA (Benefits within 30 Days)	95.77%	95.30%	95.28%	97.96%	96.59%	95.71%	95.50%	98.60%	96.30%	95.31%	94.95%	98.48%	96.30%	93.74%	Decreased
Cash Assistance Imm. Need same day	92.07%	91.67%	93.69%	93.70%	95.35%	96.83%	94.77%	97.21%	94.84%	94.08%	93.25%	95.50%	95.30%	94.90%	Consistent
Cash Assistance Imm. Need in 24 hours	N/A	N/A	96.44%	96.99%	98.43%	99.00%	94.79%	98.22%	96.40%	96.80%	97.50%	97.00%	96.80%	98.26%	Consistent
Food Stamps Imm. Need Same Day	90.20%	86.16%	88.43%	92.27%	92.34%	90.77%	91.85%	94.35%	88.46%	90.00%	91.53%	92.80%	91.70%	92.86%	Consistent
Food Stamps Imm. Need in 24 hours	N/A	96.07%	96.97%	97.78%	97.78%	96.67%	91.85%	99.02%	93.50%	93.40%	98.70%	98.00%	97.90%	98.85%	Consistent
Joint CA/MA/FS															
Single Benefits Recurring - 45 days	49.32%	39.67%	64.89%	53.24%	62.64%	51.08%	55.80%	57.00%	56.33%	56.17%	45.88%	60.87%	59.78%	60.60%	Consistent (Receiving manual CA mean time)
Approvals within 30 Days	93.60%	94.20%	94.90%	94.39%	95.54%	94.56%	94.70%	95.47%	96.78%	94.78%	94.50%	95.60%	96.00%	92.00%	Decreased (Receiving manual CA mean time)
Family Benefits Recurring - 45 days	60.20%	52.35%	62.96%	62.38%	64.76%	57.14%	62.30%	57.30%	51.92%	69.88%	64.47%	76.00%	72.40%	64.00%	Decreased (Receiving manual CA mean time)
Approvals within 30 Days	92.30%	91.80%	96.08%	95.30%	95.35%	92.86%	93.88%	84.27%	95.29%	95.60%	95.40%	90.60%	92.00%	86.49%	Decreased (Receiving manual CA mean time)
Average Days stay in EPU	99.4	108.2	102.6	125.8	122.1	126.4	138.8	141.4	146.0	157.2	138.6	147.2	152.1	136.9	Decreased



Please see attached QPR compliance report for FY17.2 (October - December 2016). We remain over 90% compliant in issuing approved CBFA grants within 30 days. However, during the first months of the HASA expansion - our compliance rate in issuing approved CBCFAs within 30 days fell slightly from just over 96% to 93.74%. We will work to get this number back over 95%.

The average days stay in emergency housing has decreased from 152.1 days to 136.9 days. We believe this is owing to increased efforts by staff to move clients out of emergency housing as well as the increase in HASA's rent guideline to match FMR. We will continue our efforts to ensure that emergency cash assistance and SNAP benefits are issued on the same day requested. However, we are over 90% compliant in both areas.

Caseload and Client Data

Admission Statistics ¹	Total for FY 17.2	FY 17 To Date
Information and Referral Inquiries at ServiceLine	3,742	7,477
Applications Received	1,769	3,061
Applications Ineligible: Did Not Meet Medical Criteria	65	219
Applications Pending	144	224
Applications Withdrawn By Referral Source	82	160
Applications Eligible	1,477	2,485
Cases Reopened	810	1,516
Cases Assigned	1,632	2,737
Cases Closed	1,153	2,596

Numbers Served	Cases Served @ FY 17.2 End
Cases ²	32,310
Clients ³	32,923
ACMs ⁴	10,269
Total persons served by HASA	43,192

Cases By Unit Type	Cases Served @ FY 17.2 End	% of All Cases
Single Cases	28,845	89.3%
Family Cases	3,420	10.6%
Prison (Assignment upon prison release)	45	0.1%
Total Cases	32,310	100.0%

¹ These admission statistics refer to medical determinations of HASA eligibility for case management services.

² A case is defined as having one or more clients with clinical/symptomatic HIV-illness or AIDS.

³ A client is any individual meeting HASA medical eligibility. The number of clients served may exceed the number of active cases as cases may include more than one client.

⁴ Associated Case Members. Members of a case who do not meet HASA medical eligibility criteria. These individuals are spouses, dependent children, etc.

Cases By Field Center

**Cases Served
@ FY 17.2 End**

	Family	% of All Family Cases	Overall	% of All Cases
Amsterdam	173	5.1%	2780	8.6%
Brownsville	563	16.5%	4050	12.5%
Coney Island	250	7.3%	2264	7.0%
Crotona	283	8.3%	2336	7.2%
Grand Concourse	320	9.4%	2853	8.8%
Greenwood	321	9.4%	3542	11.0%
Hamilton	180	5.3%	2596	8.0%
Housing Placement Unit	84	2.5%	544	1.7%
Jerome	296	8.7%	2064	6.4%
Kingsbridge	529	15.5%	3941	12.2%
Queensboro	318	9.3%	3172	9.8%
Staten Island	91	2.7%	684	2.1%
Waverly	12	0.4%	1453	4.5%
In ServiceLine (pending assignment)	0	0.0%	31	0.1%
Total Cases	3,420	100.0%	32,310	100.0%

Clients By Age Group and Gender	Adults		Children (17 and under)	
	% of All Clients	Active Clients @ FY 17.2 End	% of All Clients	Active Clients @ FY 17.2 End
Males	67.1%	22,107	0.1%	40
Females	32.6%	10,737	0.1%	39
<i>Subtotal</i>	<i>99.8%</i>	<i>32,844</i>	<i>0.2%</i>	<i>79</i>
Total Clients		32,923		

Clients By Borough of Residence	Clients Served @ FY 17.2 End	% of All Clients
Bronx	13,431	40.8%
Brooklyn	9,497	28.8%
Manhattan	6,290	19.1%
Queens	2,856	8.7%
Staten Island	812	2.5%
Unknown	37	0.1%
Total Clients	32,923	100.0%

Clients By Race / Ethnicity	Clients Served @ FY 17.2 End	% of All Clients
African-American	17,643	53.6%
Latino	10,624	32.3%
White	2,844	8.6%
Asian/Pacific Islander/Native American	281	0.9%
Unknown/Not Reported	1,531	4.7%
Total Clients	32,923	100.0%

Financial Assistance

BENEFITS

SUMMARY

Number of Cases Receiving:	Active Cases @ FY 17.2 End	% of All Cases
Rental Assistance		
Standard Rental Assistance	459	1.4%
Enhanced Rental Assistance	695	2.2%
Above Enhanced Rental Assistance	16,431	50.9%
Total receiving rental assistance	17,585	54.4%
Temporary Assistance to Needy Families (TANF)	1,736	5.4%
Safety Net (SN)	25,387	78.6%
Total receiving PA cash assistance	27,123	83.9%
Federal Income (Individuals)		
Supplemental Security Income (SSI)	10,055	30.5%
Social Security Disability (SSD)	3,785	11.5%
Receiving both SSI & SSD	2,094	6.4%
Veterans Administration Benefits (VA)	167	0.5%
Total receiving SSI,SSD,VA benefits	14,007	42.5%

As of July 2015 the Housing Assistance Data section is an unduplicated snapshot of the type of housing for individual cases and the type of assistance received.

As of July 2015 Rental Assistance (Private Market) category includes only cases in independent housing receiving rental assistance as part of their cash assistance grant.

Please note that these figures are not comparable to the rental assistance figures reported for prior periods.

These figures represent all active HASA individuals with or without cash assistance.

Cash Assistance Data By Center
Number of Closings/Reason for Closings

FY 17.2	Excess Income	Excess Income w/ SSI	Where abouts Unknown	Institu- tionalized	Died	In Prison	Failure to Recert	All Others	Total Cases Closed
Amsterdam	23	5	11	3	3	2	20	86	153
Brownsville	34	19	10	1	10	2	31	85	192
Coney Island	24	6	0	4	1	1	6	53	95
Crotona	33	17	4	2	2	2	15	54	129
Grand Concourse	27	15	6	4	4	4	25	104	189
Greenwood	19	11	2	2	4	2	27	71	138
Hamilton	23	3	1	1	4	1	15	74	122
Jerome	8	8	4	3	6	5	9	40	83
Kingsbridge	19	10	2	4	10	0	21	68	134
Queensboro	22	6	2	1	2	2	7	58	100
Staten Island	7	2	0	0	1	1	3	26	40
Waverly	29	18	9	5	4	4	19	95	183
Total	268	120	51	30	51	26	198	814	1,558

Cash Assistance Data By Center
Cases Closed In Error/Days to Re-open ⁸

FY 17.2	0 to 15 days	16 to 30 days	31 to 45 days	46 to 60 days	61 to 75 days	76 to 90 days	90 + days	Total Cases Reopened
Amsterdam	10	7	0	1	0	0	0	18
Brownsville	20	7	2	1	0	0	0	30
Coney Island	6	1	0	0	0	0	0	7
Crotona	9	2	0	0	0	0	0	11
Grand Concourse	20	2	1	0	0	0	0	23
Greenwood	13	8	2	0	1	2	0	26
Hamilton	7	5	0	0	0	0	0	12
Jerome	11	2	2	0	0	0	0	15
Kingsbridge	6	2	4	1	0	0	0	13
Queensboro	7	5	4	1	0	0	0	17
Staten Island	4	3	0	0	0	0	0	7
Waverly	8	1	2	0	0	0	0	11
Total	121	45	17	4	1	2	0	190

Cash Assistance Data By Center: FY 17.2

Amsterdam: Single Cases

Joint Cash Assistance/Medicaid/Food Stamps

	Application to Approval	Application to Denial	Application to Provision of Benefits
0 to 15 days	95	3	26
16 to 30 days	13	22	36
31 to 45 days	5	12	14
46 to 65 days	0	1	37
66 to 75 days	0	0	0
76+ days	0	0	0

Immediate Needs

	Application to first Immediate Needs Grant	Application to first Expedited Food Stamp Grant
Same Day	67	53
1 to 5 days	7	4
6 to 10 days	0	1
11 to 17 days	0	0
18+ days	0	0

Medicaid Separate Determinations

	Application to Approval	Application to Denial
0 to 15 days	17	7
16 to 30 days	4	27
31 to 45 days	1	4
46 to 65 days	0	0
66 to 75 days	0	0
76+ days	0	0

Food Stamp Separate Determinations

	Application to Provision of Benefits	Application to Denial
0 to 15 days	7	2
16 to 30 days	32	4
31 to 45 days	8	8
46 to 65 days	2	0
66 to 75 days	1	0
76+ days	0	0

Cash Assistance Data By Center: FY 17.2

Brownsville: Single Cases

Joint Cash Assistance/Medicaid/Food Stamps

	Application to Approval	Application to Denial	Application to Provision of Benefits
0 to 15 days	102	16	23
16 to 30 days	14	23	29
31 to 45 days	7	13	16
46 to 65 days	1	1	56
66 to 75 days	0	0	0
76+ days	0	0	0

Immediate Needs

	Application to first Immediate Needs Grant	Application to first Expedited Food Stamp Grant
Same Day	65	40
1 to 5 days	5	6
6 to 10 days	0	0
11 to 17 days	0	0
18+ days	0	0

Medicaid Separate Determinations

	Application to Approval	Application to Denial
0 to 15 days	17	8
16 to 30 days	4	23
31 to 45 days	2	2
46 to 65 days	2	1
66 to 75 days	0	0
76+ days	0	0

Food Stamp Separate Determinations

	Application to Provision of Benefits	Application to Denial
0 to 15 days	10	5
16 to 30 days	35	6
31 to 45 days	12	10
46 to 65 days	3	2
66 to 75 days	0	0
76+ days	0	0

Cash Assistance Data By Center: FY 17.2

Coney Island: Single Cases

Joint Cash Assistance/Medicaid/Food Stamps

	Application to Approval	Application to Denial	Application to Provision of Benefits
0 to 15 days	41	6	12
16 to 30 days	7	15	10
31 to 45 days	4	4	10
46 to 65 days	0	2	20
66 to 75 days	0	0	0
76+ days	0	0	0

Immediate Needs

	Application to first Immediate Needs Grant	Application to first Expedited Food Stamp Grant
Same Day	28	16
1 to 5 days	2	6
6 to 10 days	0	0
11 to 17 days	0	0
18+ days	0	0

Medicaid Separate Determinations

	Application to Approval	Application to Denial
0 to 15 days	11	5
16 to 30 days	2	17
31 to 45 days	0	3
46 to 65 days	0	0
66 to 75 days	0	0
76+ days	0	0

Food Stamp Separate Determinations

	Application to Provision of Benefits	Application to Denial
0 to 15 days	8	4
16 to 30 days	16	1
31 to 45 days	5	8
46 to 65 days	3	1
66 to 75 days	0	0
76+ days	1	0

Cash Assistance Data By Center: FY 17.2

Crotona: Single Cases

Joint Cash Assistance/Medicaid/Food Stamps

	Application to Approval	Application to Denial	Application to Provision of Benefits
0 to 15 days	101	3	23
16 to 30 days	18	17	35
31 to 45 days	10	8	11
46 to 65 days	0	1	58
66 to 75 days	0	0	1
76+ days	0	0	1

Immediate Needs

	Application to first Immediate Needs Grant	Application to first Expedited Food Stamp Grant
Same Day	69	55
1 to 5 days	2	3
6 to 10 days	0	0
11 to 17 days	0	0
18+ days	0	0

Medicaid Separate Determinations

	Application to Approval	Application to Denial
0 to 15 days	13	4
16 to 30 days	7	25
31 to 45 days	1	2
46 to 65 days	0	0
66 to 75 days	0	0
76+ days	0	0

Food Stamp Separate Determinations

	Application to Provision of Benefits	Application to Denial
0 to 15 days	11	11
16 to 30 days	26	11
31 to 45 days	12	12
46 to 65 days	2	3
66 to 75 days	0	0
76+ days	0	1

Cash Assistance Data By Center: FY 17.2

Grand Concourse: Single Cases

Joint Cash Assistance/Medicaid/Food Stamps

	Application to Approval	Application to Denial	Application to Provision of Benefits
0 to 15 days	113	8	33
16 to 30 days	21	18	40
31 to 45 days	2	5	15
46 to 65 days	0	2	49
66 to 75 days	0	0	0
76+ days	0	0	0

Immediate Needs

	Application to first Immediate Needs Grant	Application to first Expedited Food Stamp Grant
Same Day	72	49
1 to 5 days	2	3
6 to 10 days	0	0
11 to 17 days	0	0
18+ days	0	0

Medicaid Separate Determinations

	Application to Approval	Application to Denial
0 to 15 days	20	6
16 to 30 days	5	27
31 to 45 days	3	3
46 to 65 days	0	0
66 to 75 days	0	0
76+ days	0	0

Food Stamp Separate Determinations

	Application to Provision of Benefits	Application to Denial
0 to 15 days	8	4
16 to 30 days	30	12
31 to 45 days	11	15
46 to 65 days	3	1
66 to 75 days	0	0
76+ days	2	0

Cash Assistance Data By Center: FY 17.2

Greenwood: Single Cases

Joint Cash Assistance/Medicaid/Food Stamps

	Application to Approval	Application to Denial	Application to Provision of Benefits
0 to 15 days	75	10	16
16 to 30 days	14	20	19
31 to 45 days	1	8	12
46 to 65 days	0	5	43
66 to 75 days	0	0	0
76+ days	0	0	0

Immediate Needs

	Application to first Immediate Needs Grant	Application to first Expedited Food Stamp Grant
Same Day	38	31
1 to 5 days	4	2
6 to 10 days	0	0
11 to 17 days	0	0
18+ days	0	0

Medicaid Separate Determinations

	Application to Approval	Application to Denial
0 to 15 days	17	8
16 to 30 days	4	25
31 to 45 days	3	1
46 to 65 days	0	1
66 to 75 days	0	0
76+ days	0	0

Food Stamp Separate Determinations

	Application to Provision of Benefits	Application to Denial
0 to 15 days	9	2
16 to 30 days	22	0
31 to 45 days	4	9
46 to 65 days	3	0
66 to 75 days	1	0
76+ days	0	0

Cash Assistance Data By Center: FY 17.2

Hamilton: Single Cases

Joint Cash Assistance/Medicaid/Food Stamps

	Application to Approval	Application to Denial	Application to Provision of Benefits
0 to 15 days	85	13	27
16 to 30 days	14	24	27
31 to 45 days	10	9	15
46 to 65 days	1	1	38
66 to 75 days	0	1	2
76+ days	0	0	0

Immediate Needs

	Application to first Immediate Needs Grant	Application to first Expedited Food Stamp Grant
Same Day	69	54
1 to 5 days	0	0
6 to 10 days	0	1
11 to 17 days	0	0
18+ days	0	0

Medicaid Separate Determinations

	Application to Approval	Application to Denial
0 to 15 days	15	8
16 to 30 days	5	35
31 to 45 days	4	2
46 to 65 days	0	0
66 to 75 days	0	0
76+ days	0	0

Food Stamp Separate Determinations

	Application to Provision of Benefits	Application to Denial
0 to 15 days	12	2
16 to 30 days	26	3
31 to 45 days	8	12
46 to 65 days	1	0
66 to 75 days	0	0
76+ days	1	0

Cash Assistance Data By Center: FY 17.2

Jerome: Single Cases

Joint Cash Assistance/Medicaid/Food Stamps

	Application to Approval	Application to Denial	Application to Provision of Benefits
0 to 15 days	73	9	14
16 to 30 days	12	17	23
31 to 45 days	8	4	12
46 to 65 days	1	0	40
66 to 75 days	0	0	2
76+ days	0	0	0

Immediate Needs

	Application to first Immediate Needs Grant	Application to first Expedited Food Stamp Grant
Same Day	38	32
1 to 5 days	0	1
6 to 10 days	0	0
11 to 17 days	0	0
18+ days	0	0

Medicaid Separate Determinations

	Application to Approval	Application to Denial
0 to 15 days	14	5
16 to 30 days	3	15
31 to 45 days	2	1
46 to 65 days	0	0
66 to 75 days	0	0
76+ days	0	0

Food Stamp Separate Determinations

	Application to Provision of Benefits	Application to Denial
0 to 15 days	14	6
16 to 30 days	14	2
31 to 45 days	3	6
46 to 65 days	1	2
66 to 75 days	1	0
76+ days	1	0

Cash Assistance Data By Center: FY 17.2

Kingsbridge: Single Cases

Joint Cash Assistance/Medicaid/Food Stamps

	Application to Approval	Application to Denial	Application to Provision of Benefits
0 to 15 days	147	9	33
16 to 30 days	18	11	54
31 to 45 days	7	8	27
46 to 65 days	1	3	54
66 to 75 days	0	0	1
76+ days	0	0	1

Immediate Needs

	Application to first Immediate Needs Grant	Application to first Expedited Food Stamp Grant
Same Day	98	78
1 to 5 days	4	5
6 to 10 days	0	0
11 to 17 days	0	0
18+ days	0	0

Medicaid Separate Determinations

	Application to Approval	Application to Denial
0 to 15 days	17	3
16 to 30 days	0	21
31 to 45 days	2	1
46 to 65 days	1	1
66 to 75 days	0	0
76+ days	0	0

Food Stamp Separate Determinations

	Application to Provision of Benefits	Application to Denial
0 to 15 days	11	6
16 to 30 days	26	5
31 to 45 days	6	12
46 to 65 days	3	1
66 to 75 days	1	0
76+ days	1	0

Cash Assistance Data By Center: FY 17.2

Queensboro: Single Cases

Joint Cash Assistance/Medicaid/Food Stamps

	Application to Approval	Application to Denial	Application to Provision of Benefits
0 to 15 days	49	4	17
16 to 30 days	15	15	17
31 to 45 days	6	8	11
46 to 65 days	1	1	25
66 to 75 days	0	0	0
76+ days	0	0	0

Immediate Needs

	Application to first Immediate Needs Grant	Application to first Expedited Food Stamp Grant
Same Day	38	29
1 to 5 days	0	0
6 to 10 days	0	0
11 to 17 days	0	0
18+ days	0	0

Medicaid Separate Determinations

	Application to Approval	Application to Denial
0 to 15 days	18	11
16 to 30 days	1	23
31 to 45 days	2	3
46 to 65 days	1	1
66 to 75 days	0	0
76+ days	0	0

Food Stamp Separate Determinations

	Application to Provision of Benefits	Application to Denial
0 to 15 days	6	6
16 to 30 days	25	4
31 to 45 days	7	9
46 to 65 days	1	2
66 to 75 days	0	0
76+ days	0	0

Cash Assistance Data By Center: FY 17.2

Staten Island: Single Cases

Joint Cash Assistance/Medicaid/Food Stamps

	Application to Approval	Application to Denial	Application to Provision of Benefits
0 to 15 days	22	3	5
16 to 30 days	5	6	5
31 to 45 days	1	1	2
46 to 65 days	0	1	15
66 to 75 days	0	0	1
76+ days	0	0	0

Immediate Needs

	Application to first Immediate Needs Grant	Application to first Expedited Food Stamp Grant
Same Day	7	7
1 to 5 days	2	0
6 to 10 days	0	0
11 to 17 days	0	0
18+ days	0	0

Medicaid Separate Determinations

	Application to Approval	Application to Denial
0 to 15 days	6	2
16 to 30 days	2	6
31 to 45 days	0	0
46 to 65 days	0	0
66 to 75 days	0	0
76+ days	0	0

Food Stamp Separate Determinations

	Application to Provision of Benefits	Application to Denial
0 to 15 days	2	1
16 to 30 days	11	1
31 to 45 days	1	5
46 to 65 days	1	0
66 to 75 days	0	0
76+ days	0	0

Cash Assistance Data By Center: FY 17.2

Waverly: Single Cases

Joint Cash Assistance/Medicaid/Food Stamps

	Application to Approval	Application to Denial	Application to Provision of Benefits
0 to 15 days	57	2	20
16 to 30 days	5	3	16
31 to 45 days	0	0	7
46 to 65 days	0	0	19
66 to 75 days	0	0	0
76+ days	0	0	0

Immediate Needs

	Application to first Immediate Needs Grant	Application to first Expedited Food Stamp Grant
Same Day	33	24
1 to 5 days	2	2
6 to 10 days	0	0
11 to 17 days	0	0
18+ days	0	0

Medicaid Separate Determinations

	Application to Approval	Application to Denial
0 to 15 days	14	1
16 to 30 days	3	12
31 to 45 days	3	1
46 to 65 days	0	0
66 to 75 days	0	0
76+ days	0	0

Food Stamp Separate Determinations

	Application to Provision of Benefits	Application to Denial
0 to 15 days	10	2
16 to 30 days	18	1
31 to 45 days	7	4
46 to 65 days	1	1
66 to 75 days	0	0
76+ days	0	0

Cash Assistance Data By Center: FY 17.2

Totals for all Centers: Single Cases

Joint Cash Assistance/Medicaid/Food Stamps

	Application to Approval	Application to Denial	Application to Provision of Benefits
0 to 15 days	960	86	249
16 to 30 days	156	191	311
31 to 45 days	61	80	152
46 to 65 days	5	18	454
66 to 75 days	0	1	7
76+ days	0	0	2

Immediate Needs

	Application to first Immediate Needs Grant	Application to first Expedited Food Stamp Grant
Same Day	622	468
1 to 5 days	30	32
6 to 10 days	0	2
11 to 17 days	0	0
18+ days	0	0

Medicaid Separate Determinations

	Application to Approval	Application to Denial
0 to 15 days	179	68
16 to 30 days	40	256
31 to 45 days	23	23
46 to 65 days	4	4
66 to 75 days	0	0
76+ days	0	0

Food Stamp Separate Determinations

	Application to Provision of Benefits	Application to Denial
0 to 15 days	108	51
16 to 30 days	281	50
31 to 45 days	84	110
46 to 65 days	24	13
66 to 75 days	4	0
76+ days	6	1

Cash Assistance Data By Center: FY 17 Year to Date

Amsterdam: Single Cases

Joint Cash Assistance/Medicaid/Food Stamps

	Application to Approval	Application to Denial	Application to Provision of Benefits
0 to 15 days	95	3	26
16 to 30 days	13	22	36
31 to 45 days	5	12	14
46 to 65 days	0	1	37
66 to 75 days	0	0	0
76+ days	0	0	0

Immediate Needs

	Application to first Immediate Needs Grant	Application to first Expedited Food Stamp Grant
Same Day	67	53
1 to 5 days	7	4
6 to 10 days	0	1
11 to 17 days	0	0
18+ days	0	0

Medicaid Separate Determinations

	Application to Approval	Application to Denial
0 to 15 days	17	7
16 to 30 days	4	27
31 to 45 days	1	4
46 to 65 days	0	0
66 to 75 days	0	0
76+ days	0	0

Food Stamp Separate Determinations

	Application to Provision of Benefits	Application to Denial
0 to 15 days	7	2
16 to 30 days	32	4
31 to 45 days	8	8
46 to 65 days	2	0
66 to 75 days	1	0
76+ days	0	0

Cash Assistance Data By Center: FY 17 Year to Date

Brownsville: Single Cases

Joint Cash Assistance/Medicaid/Food Stamps

	Application to Approval	Application to Denial	Application to Provision of Benefits
0 to 15 days	102	16	22
16 to 30 days	14	23	29
31 to 45 days	7	13	16
46 to 65 days	1	1	56
66 to 75 days	0	0	0
76+ days	0	0	1

Immediate Needs

	Application to first Immediate Needs Grant	Application to first Expedited Food Stamp Grant
Same Day	64	40
1 to 5 days	6	8
6 to 10 days	0	0
11 to 17 days	0	0
18+ days	0	0

Medicaid Separate Determinations

	Application to Approval	Application to Denial
0 to 15 days	17	8
16 to 30 days	4	23
31 to 45 days	2	2
46 to 65 days	2	1
66 to 75 days	0	0
76+ days	0	1

Food Stamp Separate Determinations

	Application to Provision of Benefits	Application to Denial
0 to 15 days	10	5
16 to 30 days	35	6
31 to 45 days	12	10
46 to 65 days	3	2
66 to 75 days	0	0
76+ days	0	0

Cash Assistance Data By Center: FY 17 Year to Date

Coney Island: Single Cases

Joint Cash Assistance/Medicaid/Food Stamps

	Application to Approval	Application to Denial	Application to Provision of Benefits
0 to 15 days	41	6	11
16 to 30 days	7	15	10
31 to 45 days	4	4	10
46 to 65 days	0	2	20
66 to 75 days	0	0	0
76+ days	0	0	1

Immediate Needs

	Application to first Immediate Needs Grant	Application to first Expedited Food Stamp Grant
Same Day	28	16
1 to 5 days	4	8
6 to 10 days	0	0
11 to 17 days	0	0
18+ days	1	1

Medicaid Separate Determinations

	Application to Approval	Application to Denial
0 to 15 days	11	5
16 to 30 days	2	17
31 to 45 days	0	3
46 to 65 days	0	0
66 to 75 days	0	0
76+ days	0	0

Food Stamp Separate Determinations

	Application to Provision of Benefits	Application to Denial
0 to 15 days	8	4
16 to 30 days	16	1
31 to 45 days	5	8
46 to 65 days	3	1
66 to 75 days	0	0
76+ days	1	0

Cash Assistance Data By Center: FY 17 Year to Date

Crotona: Single Cases

Joint Cash Assistance/Medicaid/Food Stamps

	Application to Approval	Application to Denial	Application to Provision of Benefits
0 to 15 days	101	3	23
16 to 30 days	18	17	35
31 to 45 days	10	8	11
46 to 65 days	0	1	58
66 to 75 days	0	0	1
76+ days	0	0	1

Immediate Needs

	Application to first Immediate Needs Grant	Application to first Expedited Food Stamp Grant
Same Day	69	55
1 to 5 days	2	3
6 to 10 days	0	0
11 to 17 days	0	0
18+ days	0	0

Medicaid Separate Determinations

	Application to Approval	Application to Denial
0 to 15 days	13	4
16 to 30 days	7	25
31 to 45 days	1	2
46 to 65 days	0	0
66 to 75 days	0	0
76+ days	0	0

Food Stamp Separate Determinations

	Application to Provision of Benefits	Application to Denial
0 to 15 days	11	11
16 to 30 days	26	11
31 to 45 days	12	12
46 to 65 days	2	3
66 to 75 days	0	0
76+ days	0	1

Cash Assistance Data By Center: FY 17 Year to Date

Grand Concourse: Single Cases

Joint Cash Assistance/Medicaid/Food Stamps

	Application to Approval	Application to Denial	Application to Provision of Benefits
0 to 15 days	113	8	33
16 to 30 days	21	18	39
31 to 45 days	2	5	15
46 to 65 days	0	2	49
66 to 75 days	0	0	0
76+ days	0	0	2

Immediate Needs

	Application to first Immediate Needs Grant	Application to first Expedited Food Stamp Grant
Same Day	72	49
1 to 5 days	3	5
6 to 10 days	0	1
11 to 17 days	0	0
18+ days	1	1

Medicaid Separate Determinations

	Application to Approval	Application to Denial
0 to 15 days	20	6
16 to 30 days	5	27
31 to 45 days	3	3
46 to 65 days	0	0
66 to 75 days	0	0
76+ days	0	0

Food Stamp Separate Determinations

	Application to Provision of Benefits	Application to Denial
0 to 15 days	8	4
16 to 30 days	30	12
31 to 45 days	11	15
46 to 65 days	3	1
66 to 75 days	0	0
76+ days	2	0

Cash Assistance Data By Center: FY 17 Year to Date

Greenwood: Single Cases

Joint Cash Assistance/Medicaid/Food Stamps

	Application to Approval	Application to Denial	Application to Provision of Benefits
0 to 15 days	75	10	16
16 to 30 days	14	20	19
31 to 45 days	1	8	12
46 to 65 days	0	5	42
66 to 75 days	0	0	0
76+ days	0	0	1

Immediate Needs

	Application to first Immediate Needs Grant	Application to first Expedited Food Stamp Grant
Same Day	37	31
1 to 5 days	5	2
6 to 10 days	0	0
11 to 17 days	0	0
18+ days	0	0

Medicaid Separate Determinations

	Application to Approval	Application to Denial
0 to 15 days	17	8
16 to 30 days	4	25
31 to 45 days	3	1
46 to 65 days	0	1
66 to 75 days	0	0
76+ days	0	0

Food Stamp Separate Determinations

	Application to Provision of Benefits	Application to Denial
0 to 15 days	9	2
16 to 30 days	22	0
31 to 45 days	4	9
46 to 65 days	3	0
66 to 75 days	1	0
76+ days	0	0

Cash Assistance Data By Center: FY 17 Year to Date

Hamilton: Single Cases

Joint Cash Assistance/Medicaid/Food Stamps

	Application to Approval	Application to Denial	Application to Provision of Benefits
0 to 15 days	85	13	27
16 to 30 days	14	24	27
31 to 45 days	10	9	15
46 to 65 days	1	1	38
66 to 75 days	0	1	2
76+ days	0	0	1

Immediate Needs

	Application to first Immediate Needs Grant	Application to first Expedited Food Stamp Grant
Same Day	69	54
1 to 5 days	0	0
6 to 10 days	0	1
11 to 17 days	0	0
18+ days	0	0

Medicaid Separate Determinations

	Application to Approval	Application to Denial
0 to 15 days	15	8
16 to 30 days	5	35
31 to 45 days	4	2
46 to 65 days	0	0
66 to 75 days	0	0
76+ days	0	0

Food Stamp Separate Determinations

	Application to Provision of Benefits	Application to Denial
0 to 15 days	12	0
16 to 30 days	26	3
31 to 45 days	8	12
46 to 65 days	1	0
66 to 75 days	0	0
76+ days	1	2

Cash Assistance Data By Center: FY 17 Year to Date

Jerome: Single Cases

Joint Cash Assistance/Medicaid/Food Stamps

	Application to Approval	Application to Denial	Application to Provision of Benefits
0 to 15 days	73	9	14
16 to 30 days	12	17	23
31 to 45 days	8	4	12
46 to 65 days	1	0	40
66 to 75 days	0	0	2
76+ days	0	0	3

Immediate Needs

	Application to first Immediate Needs Grant	Application to first Expedited Food Stamp Grant
Same Day	38	32
1 to 5 days	2	1
6 to 10 days	1	0
11 to 17 days	0	0
18+ days	0	0

Medicaid Separate Determinations

	Application to Approval	Application to Denial
0 to 15 days	13	5
16 to 30 days	3	15
31 to 45 days	2	1
46 to 65 days	0	0
66 to 75 days	0	0
76+ days	1	0

Food Stamp Separate Determinations

	Application to Provision of Benefits	Application to Denial
0 to 15 days	14	6
16 to 30 days	14	2
31 to 45 days	3	6
46 to 65 days	1	2
66 to 75 days	1	0
76+ days	1	0

Cash Assistance Data By Center: FY 17 Year to Date

Kingsbridge: Single Cases

Joint Cash Assistance/Medicaid/Food Stamps

	Application to Approval	Application to Denial	Application to Provision of Benefits
0 to 15 days	147	9	33
16 to 30 days	18	11	52
31 to 45 days	7	8	27
46 to 65 days	1	3	54
66 to 75 days	0	0	1
76+ days	0	1	6

Immediate Needs

	Application to first Immediate Needs Grant	Application to first Expedited Food Stamp Grant
Same Day	98	78
1 to 5 days	4	5
6 to 10 days	0	0
11 to 17 days	1	0
18+ days	0	0

Medicaid Separate Determinations

	Application to Approval	Application to Denial
0 to 15 days	17	3
16 to 30 days	0	21
31 to 45 days	2	1
46 to 65 days	1	1
66 to 75 days	0	0
76+ days	0	1

Food Stamp Separate Determinations

	Application to Provision of Benefits	Application to Denial
0 to 15 days	11	6
16 to 30 days	26	5
31 to 45 days	6	12
46 to 65 days	3	1
66 to 75 days	1	0
76+ days	1	0

Cash Assistance Data By Center: FY 17 Year to Date

Queensboro: Single Cases

Joint Cash Assistance/Medicaid/Food Stamps

	Application to Approval	Application to Denial	Application to Provision of Benefits
0 to 15 days	49	4	17
16 to 30 days	15	15	17
31 to 45 days	6	8	11
46 to 65 days	1	1	25
66 to 75 days	0	0	0
76+ days	0	0	1

Immediate Needs

	Application to first Immediate Needs Grant	Application to first Expedited Food Stamp Grant
Same Day	38	29
1 to 5 days	0	0
6 to 10 days	0	0
11 to 17 days	0	0
18+ days	0	1

Medicaid Separate Determinations

	Application to Approval	Application to Denial
0 to 15 days	18	11
16 to 30 days	1	23
31 to 45 days	2	3
46 to 65 days	1	1
66 to 75 days	0	0
76+ days	0	0

Food Stamp Separate Determinations

	Application to Provision of Benefits	Application to Denial
0 to 15 days	6	5
16 to 30 days	25	4
31 to 45 days	7	9
46 to 65 days	1	2
66 to 75 days	0	0
76+ days	0	1

Cash Assistance Data By Center: FY 17 Year to Date

Staten Island: Single Cases

Joint Cash Assistance/Medicaid/Food Stamps

	Application to Approval	Application to Denial	Application to Provision of Benefits
0 to 15 days	22	3	5
16 to 30 days	5	6	5
31 to 45 days	1	1	2
46 to 65 days	0	1	15
66 to 75 days	0	0	1
76+ days	0	0	0

Immediate Needs

	Application to first Immediate Needs Grant	Application to first Expedited Food Stamp Grant
Same Day	7	7
1 to 5 days	2	0
6 to 10 days	0	0
11 to 17 days	0	0
18+ days	0	0

Medicaid Separate Determinations

	Application to Approval	Application to Denial
0 to 15 days	6	2
16 to 30 days	2	6
31 to 45 days	0	0
46 to 65 days	0	0
66 to 75 days	0	0
76+ days	0	0

Food Stamp Separate Determinations

	Application to Provision of Benefits	Application to Denial
0 to 15 days	2	1
16 to 30 days	11	1
31 to 45 days	1	5
46 to 65 days	1	0
66 to 75 days	0	0
76+ days	0	0

Cash Assistance Data By Center: FY 17 Year to Date

Waverly: Single Cases

Joint Cash Assistance/Medicaid/Food Stamps

	Application to Approval	Application to Denial	Application to Provision of Benefits
0 to 15 days	57	2	20
16 to 30 days	5	3	16
31 to 45 days	0	0	7
46 to 65 days	0	0	19
66 to 75 days	0	0	0
76+ days	0	0	0

Immediate Needs

	Application to first Immediate Needs Grant	Application to first Expedited Food Stamp Grant
Same Day	33	24
1 to 5 days	2	2
6 to 10 days	0	0
11 to 17 days	0	0
18+ days	0	0

Medicaid Separate Determinations

	Application to Approval	Application to Denial
0 to 15 days	14	1
16 to 30 days	3	12
31 to 45 days	3	1
46 to 65 days	0	0
66 to 75 days	0	0
76+ days	0	0

Food Stamp Separate Determinations

	Application to Provision of Benefits	Application to Denial
0 to 15 days	10	2
16 to 30 days	18	1
31 to 45 days	7	4
46 to 65 days	1	1
66 to 75 days	0	0
76+ days	0	0

Cash Assistance Data By Center: FY 17 Year to Date

Totals for all Centers: Single Cases

Joint Cash Assistance/Medicaid/Food Stamps

	Application to Approval	Application to Denial	Application to Provision of Benefits
0 to 15 days	960	86	247
16 to 30 days	156	191	308
31 to 45 days	61	80	152
46 to 65 days	5	18	453
66 to 75 days	0	1	7
76+ days	0	1	17

Immediate Needs

	Application to first Immediate Needs Grant	Application to first Expedited Food Stamp Grant
Same Day	620	468
1 to 5 days	37	38
6 to 10 days	1	3
11 to 17 days	1	0
18+ days	2	3

Medicaid Separate Determinations

	Application to Approval	Application to Denial
0 to 15 days	178	68
16 to 30 days	40	256
31 to 45 days	23	23
46 to 65 days	4	4
66 to 75 days	0	0
76+ days	1	2

Food Stamp Separate Determinations

	Application to Provision of Benefits	Application to Denial
0 to 15 days	108	48
16 to 30 days	281	50
31 to 45 days	84	110
46 to 65 days	24	13
66 to 75 days	4	0
76+ days	6	4

Cash Assistance Data By Center: FY 17.2

Amsterdam: Family Cases

Joint Cash Assistance/Medicaid/Food Stamps

	Application to Approval	Application to Denial	Application to Provision of Benefits
0 to 15 days	5	3	1
16 to 30 days	2	2	2
31 to 45 days	0	0	3
46 to 65 days	0	0	1
66 to 75 days	0	0	0
76+ days	0	0	0

Immediate Needs

	Application to first Immediate Needs Grant	Application to first Expedited Food Stamp Grant
Same Day	3	0
1 to 5 days	1	1
6 to 10 days	0	0
11 to 17 days	0	0
18+ days	0	0

Medicaid Separate Determinations

	Application to Approval	Application to Denial
0 to 15 days	6	3
16 to 30 days	0	4
31 to 45 days	0	0
46 to 65 days	0	0
66 to 75 days	0	0
76+ days	0	0

Food Stamp Separate Determinations

	Application to Provision of Benefits	Application to Denial
0 to 15 days	1	0
16 to 30 days	2	3
31 to 45 days	1	4
46 to 65 days	0	0
66 to 75 days	0	0
76+ days	0	0

Cash Assistance Data By Center: FY 17.2

Brownsville: Family Cases

Joint Cash Assistance/Medicaid/Food Stamps

	Application to Approval	Application to Denial	Application to Provision of Benefits
0 to 15 days	11	5	4
16 to 30 days	8	16	5
31 to 45 days	1	9	5
46 to 65 days	1	0	7
66 to 75 days	0	0	0
76+ days	0	0	0

Immediate Needs

	Application to first Immediate Needs Grant	Application to first Expedited Food Stamp Grant
Same Day	2	0
1 to 5 days	1	0
6 to 10 days	0	0
11 to 17 days	1	0
18+ days	0	0

Medicaid Separate Determinations

	Application to Approval	Application to Denial
0 to 15 days	12	8
16 to 30 days	0	7
31 to 45 days	3	1
46 to 65 days	0	0
66 to 75 days	0	0
76+ days	0	0

Food Stamp Separate Determinations

	Application to Provision of Benefits	Application to Denial
0 to 15 days	10	1
16 to 30 days	6	9
31 to 45 days	3	9
46 to 65 days	0	0
66 to 75 days	0	0
76+ days	0	0

Cash Assistance Data By Center: FY 17.2

Coney Island: Family Cases

Joint Cash Assistance/Medicaid/Food Stamps

	Application to Approval	Application to Denial	Application to Provision of Benefits
0 to 15 days	4	3	1
16 to 30 days	3	2	1
31 to 45 days	0	0	2
46 to 65 days	0	0	3
66 to 75 days	0	0	0
76+ days	0	0	0

Immediate Needs

	Application to first Immediate Needs Grant	Application to first Expedited Food Stamp Grant
Same Day	1	0
1 to 5 days	1	1
6 to 10 days	0	0
11 to 17 days	0	0
18+ days	0	0

Medicaid Separate Determinations

	Application to Approval	Application to Denial
0 to 15 days	1	0
16 to 30 days	0	0
31 to 45 days	0	0
46 to 65 days	0	0
66 to 75 days	0	0
76+ days	0	0

Food Stamp Separate Determinations

	Application to Provision of Benefits	Application to Denial
0 to 15 days	1	2
16 to 30 days	0	2
31 to 45 days	2	2
46 to 65 days	0	0
66 to 75 days	0	0
76+ days	0	0

Cash Assistance Data By Center: FY 17.2

Crotona: Family Cases

Joint Cash Assistance/Medicaid/Food Stamps

	Application to Approval	Application to Denial	Application to Provision of Benefits
0 to 15 days	5	1	0
16 to 30 days	4	19	6
31 to 45 days	1	0	1
46 to 65 days	0	0	3
66 to 75 days	0	0	0
76+ days	0	0	0

Immediate Needs

	Application to first Immediate Needs Grant	Application to first Expedited Food Stamp Grant
Same Day	3	2
1 to 5 days	0	0
6 to 10 days	0	0
11 to 17 days	0	0
18+ days	0	0

Medicaid Separate Determinations

	Application to Approval	Application to Denial
0 to 15 days	2	0
16 to 30 days	3	17
31 to 45 days	0	0
46 to 65 days	0	0
66 to 75 days	0	0
76+ days	0	0

Food Stamp Separate Determinations

	Application to Provision of Benefits	Application to Denial
0 to 15 days	2	9
16 to 30 days	2	0
31 to 45 days	2	2
46 to 65 days	0	0
66 to 75 days	0	0
76+ days	0	0

Cash Assistance Data By Center: FY 17.2

Grand Concourse: Family Cases

Joint Cash Assistance/Medicaid/Food Stamps

	Application to Approval	Application to Denial	Application to Provision of Benefits
0 to 15 days	9	1	0
16 to 30 days	2	5	5
31 to 45 days	1	10	4
46 to 65 days	0	0	3
66 to 75 days	0	0	0
76+ days	0	0	0

Immediate Needs

	Application to first Immediate Needs Grant	Application to first Expedited Food Stamp Grant
Same Day	3	2
1 to 5 days	0	1
6 to 10 days	0	0
11 to 17 days	0	0
18+ days	0	0

Medicaid Separate Determinations

	Application to Approval	Application to Denial
0 to 15 days	4	5
16 to 30 days	0	10
31 to 45 days	0	0
46 to 65 days	0	1
66 to 75 days	0	0
76+ days	0	0

Food Stamp Separate Determinations

	Application to Provision of Benefits	Application to Denial
0 to 15 days	1	0
16 to 30 days	8	5
31 to 45 days	0	2
46 to 65 days	0	0
66 to 75 days	0	0
76+ days	0	0

Cash Assistance Data By Center: FY 17.2

Greenwood: Family Cases

Joint Cash Assistance/Medicaid/Food Stamps

	Application to Approval	Application to Denial	Application to Provision of Benefits
0 to 15 days	4	2	1
16 to 30 days	3	12	2
31 to 45 days	0	0	0
46 to 65 days	2	0	4
66 to 75 days	0	0	0
76+ days	0	0	2

Immediate Needs

	Application to first Immediate Needs Grant	Application to first Expedited Food Stamp Grant
Same Day	2	0
1 to 5 days	0	0
6 to 10 days	0	0
11 to 17 days	0	0
18+ days	0	0

Medicaid Separate Determinations

	Application to Approval	Application to Denial
0 to 15 days	2	0
16 to 30 days	0	8
31 to 45 days	0	1
46 to 65 days	0	0
66 to 75 days	0	0
76+ days	0	0

Food Stamp Separate Determinations

	Application to Provision of Benefits	Application to Denial
0 to 15 days	2	0
16 to 30 days	2	0
31 to 45 days	1	0
46 to 65 days	0	0
66 to 75 days	0	0
76+ days	0	0

Cash Assistance Data By Center: FY 17.2

Hamilton: Family Cases

Joint Cash Assistance/Medicaid/Food Stamps

	Application to Approval	Application to Denial	Application to Provision of Benefits
0 to 15 days	3	0	0
16 to 30 days	2	1	3
31 to 45 days	0	0	1
46 to 65 days	0	0	1
66 to 75 days	0	0	0
76+ days	0	0	0

Immediate Needs

	Application to first Immediate Needs Grant	Application to first Expedited Food Stamp Grant
Same Day	2	1
1 to 5 days	0	0
6 to 10 days	0	0
11 to 17 days	0	0
18+ days	0	0

Medicaid Separate Determinations

	Application to Approval	Application to Denial
0 to 15 days	3	3
16 to 30 days	1	5
31 to 45 days	0	0
46 to 65 days	0	0
66 to 75 days	0	0
76+ days	0	0

Food Stamp Separate Determinations

	Application to Provision of Benefits	Application to Denial
0 to 15 days	2	0
16 to 30 days	1	2
31 to 45 days	1	11
46 to 65 days	0	0
66 to 75 days	0	0
76+ days	0	0

Cash Assistance Data By Center: FY 17.2

Jerome: Family Cases

Joint Cash Assistance/Medicaid/Food Stamps

	Application to Approval	Application to Denial	Application to Provision of Benefits
0 to 15 days	3	4	1
16 to 30 days	4	5	1
31 to 45 days	1	4	4
46 to 65 days	1	0	2
66 to 75 days	0	0	1
76+ days	0	0	0

Immediate Needs

	Application to first Immediate Needs Grant	Application to first Expedited Food Stamp Grant
Same Day	3	2
1 to 5 days	0	0
6 to 10 days	0	0
11 to 17 days	0	0
18+ days	0	0

Medicaid Separate Determinations

	Application to Approval	Application to Denial
0 to 15 days	1	0
16 to 30 days	0	7
31 to 45 days	0	0
46 to 65 days	0	0
66 to 75 days	0	0
76+ days	0	0

Food Stamp Separate Determinations

	Application to Provision of Benefits	Application to Denial
0 to 15 days	1	0
16 to 30 days	5	0
31 to 45 days	1	5
46 to 65 days	0	0
66 to 75 days	0	0
76+ days	0	0

Cash Assistance Data By Center: FY 17.2

Kingsbridge: Family Cases

Joint Cash Assistance/Medicaid/Food Stamps

	Application to Approval	Application to Denial	Application to Provision of Benefits
0 to 15 days	8	0	1
16 to 30 days	3	7	2
31 to 45 days	3	0	3
46 to 65 days	0	0	8
66 to 75 days	0	3	0
76+ days	0	0	0

Immediate Needs

	Application to first Immediate Needs Grant	Application to first Expedited Food Stamp Grant
Same Day	4	2
1 to 5 days	0	0
6 to 10 days	0	0
11 to 17 days	0	0
18+ days	0	0

Medicaid Separate Determinations

	Application to Approval	Application to Denial
0 to 15 days	6	3
16 to 30 days	0	2
31 to 45 days	0	0
46 to 65 days	0	0
66 to 75 days	0	0
76+ days	0	0

Food Stamp Separate Determinations

	Application to Provision of Benefits	Application to Denial
0 to 15 days	2	1
16 to 30 days	4	1
31 to 45 days	2	9
46 to 65 days	1	0
66 to 75 days	0	0
76+ days	0	0

Cash Assistance Data By Center: FY 17.2

Queensboro: Family Cases

Joint Cash Assistance/Medicaid/Food Stamps

	Application to Approval	Application to Denial	Application to Provision of Benefits
0 to 15 days	6	0	1
16 to 30 days	4	6	3
31 to 45 days	1	0	4
46 to 65 days	2	0	4
66 to 75 days	0	0	1
76+ days	0	0	0

Immediate Needs

	Application to first Immediate Needs Grant	Application to first Expedited Food Stamp Grant
Same Day	6	4
1 to 5 days	1	1
6 to 10 days	0	0
11 to 17 days	0	0
18+ days	0	0

Medicaid Separate Determinations

	Application to Approval	Application to Denial
0 to 15 days	11	0
16 to 30 days	4	4
31 to 45 days	0	2
46 to 65 days	0	0
66 to 75 days	0	0
76+ days	0	0

Food Stamp Separate Determinations

	Application to Provision of Benefits	Application to Denial
0 to 15 days	1	5
16 to 30 days	1	1
31 to 45 days	0	1
46 to 65 days	1	4
66 to 75 days	0	0
76+ days	0	0

Cash Assistance Data By Center: FY 17.2

Staten Island: Family Cases

Joint Cash Assistance/Medicaid/Food Stamps

	Application to Approval	Application to Denial	Application to Provision of Benefits
0 to 15 days	3	1	0
16 to 30 days	0	6	3
31 to 45 days	1	4	1
46 to 65 days	0	0	0
66 to 75 days	0	0	0
76+ days	0	0	0

Immediate Needs

	Application to first Immediate Needs Grant	Application to first Expedited Food Stamp Grant
Same Day	1	1
1 to 5 days	0	0
6 to 10 days	0	0
11 to 17 days	0	0
18+ days	0	0

Medicaid Separate Determinations

	Application to Approval	Application to Denial
0 to 15 days	1	1
16 to 30 days	0	3
31 to 45 days	0	0
46 to 65 days	0	0
66 to 75 days	0	0
76+ days	0	0

Food Stamp Separate Determinations

	Application to Provision of Benefits	Application to Denial
0 to 15 days	0	0
16 to 30 days	2	0
31 to 45 days	0	0
46 to 65 days	0	0
66 to 75 days	0	0
76+ days	0	0

Cash Assistance Data By Center: FY 17.2

Totals for all Centers: Family Cases

Joint Cash Assistance/Medicaid/Food Stamps

	Application to Approval	Application to Denial	Application to Provision of Benefits
0 to 15 days	61	20	10
16 to 30 days	35	81	33
31 to 45 days	9	27	28
46 to 65 days	6	0	36
66 to 75 days	0	3	2
76+ days	0	0	2

Immediate Needs

	Application to first Immediate Needs Grant	Application to first Expedited Food Stamp Grant
Same Day	30	14
1 to 5 days	4	4
6 to 10 days	0	0
11 to 17 days	1	0
18+ days	0	0

Medicaid Separate Determinations

	Application to Approval	Application to Denial
0 to 15 days	49	23
16 to 30 days	8	67
31 to 45 days	3	4
46 to 65 days	0	1
66 to 75 days	0	0
76+ days	0	0

Food Stamp Separate Determinations

	Application to Provision of Benefits	Application to Denial
0 to 15 days	23	18
16 to 30 days	33	23
31 to 45 days	13	45
46 to 65 days	2	4
66 to 75 days	0	0
76+ days	0	0

Cash Assistance Data By Center: FY 17 Year to Date

Amsterdam: Family Cases

Joint Cash Assistance/Medicaid/Food Stamps

	Application to Approval	Application to Denial	Application to Provision of Benefits
0 to 15 days	5	3	1
16 to 30 days	2	2	2
31 to 45 days	0	0	3
46 to 65 days	0	0	1
66 to 75 days	0	0	0
76+ days	0	0	0

Immediate Needs

	Application to first Immediate Needs Grant	Application to first Expedited Food Stamp Grant
Same Day	3	0
1 to 5 days	1	1
6 to 10 days	0	0
11 to 17 days	0	0
18+ days	0	0

Medicaid Separate Determinations

	Application to Approval	Application to Denial
0 to 15 days	6	3
16 to 30 days	0	4
31 to 45 days	0	0
46 to 65 days	0	0
66 to 75 days	0	0
76+ days	0	0

Food Stamp Separate Determinations

	Application to Provision of Benefits	Application to Denial
0 to 15 days	1	0
16 to 30 days	2	3
31 to 45 days	1	4
46 to 65 days	0	0
66 to 75 days	0	0
76+ days	0	0

Cash Assistance Data By Center: FY 17 Year to Date

Brownsville: Family Cases

Joint Cash Assistance/Medicaid/Food Stamps

	Application to Approval	Application to Denial	Application to Provision of Benefits
0 to 15 days	11	5	4
16 to 30 days	8	16	5
31 to 45 days	1	9	5
46 to 65 days	1	0	7
66 to 75 days	0	0	0
76+ days	0	0	0

Immediate Needs

	Application to first Immediate Needs Grant	Application to first Expedited Food Stamp Grant
Same Day	2	0
1 to 5 days	1	0
6 to 10 days	0	0
11 to 17 days	1	0
18+ days	0	0

Medicaid Separate Determinations

	Application to Approval	Application to Denial
0 to 15 days	12	8
16 to 30 days	0	7
31 to 45 days	3	1
46 to 65 days	0	0
66 to 75 days	0	0
76+ days	0	0

Food Stamp Separate Determinations

	Application to Provision of Benefits	Application to Denial
0 to 15 days	10	1
16 to 30 days	6	9
31 to 45 days	3	9
46 to 65 days	0	0
66 to 75 days	0	0
76+ days	0	0

Cash Assistance Data By Center: FY 17 Year to Date

Coney Island: Family Cases

Joint Cash Assistance/Medicaid/Food Stamps

	Application to Approval	Application to Denial	Application to Provision of Benefits
0 to 15 days	4	3	1
16 to 30 days	3	2	1
31 to 45 days	0	0	2
46 to 65 days	0	0	3
66 to 75 days	0	0	0
76+ days	0	0	0

Immediate Needs

	Application to first Immediate Needs Grant	Application to first Expedited Food Stamp Grant
Same Day	1	0
1 to 5 days	1	1
6 to 10 days	0	0
11 to 17 days	0	0
18+ days	0	0

Medicaid Separate Determinations

	Application to Approval	Application to Denial
0 to 15 days	1	
16 to 30 days	0	
31 to 45 days	0	
46 to 65 days	0	
66 to 75 days	0	
76+ days	0	

Food Stamp Separate Determinations

	Application to Provision of Benefits	Application to Denial
0 to 15 days	1	2
16 to 30 days	0	2
31 to 45 days	2	2
46 to 65 days	0	0
66 to 75 days	0	0
76+ days	0	0

Cash Assistance Data By Center: FY 17 Year to Date

Crotona: Family Cases

Joint Cash Assistance/Medicaid/Food Stamps

	Application to Approval	Application to Denial	Application to Provision of Benefits
0 to 15 days	5	1	0
16 to 30 days	4	19	6
31 to 45 days	1	0	1
46 to 65 days	0	0	3
66 to 75 days	0	0	0
76+ days	0	0	0

Immediate Needs

	Application to first Immediate Needs Grant	Application to first Expedited Food Stamp Grant
Same Day	3	2
1 to 5 days	0	0
6 to 10 days	0	0
11 to 17 days	0	0
18+ days	0	0

Medicaid Separate Determinations

	Application to Approval	Application to Denial
0 to 15 days	2	0
16 to 30 days	3	17
31 to 45 days	0	0
46 to 65 days	0	0
66 to 75 days	0	0
76+ days	0	0

Food Stamp Separate Determinations

	Application to Provision of Benefits	Application to Denial
0 to 15 days	2	9
16 to 30 days	2	0
31 to 45 days	2	2
46 to 65 days	0	0
66 to 75 days	0	0
76+ days	0	0

Cash Assistance Data By Center: FY 17 Year to Date

Grand Concourse: Family Cases

Joint Cash Assistance/Medicaid/Food Stamps

	Application to Approval	Application to Denial	Application to Provision of Benefits
0 to 15 days	9	1	0
16 to 30 days	2	5	5
31 to 45 days	1	10	4
46 to 65 days	0	0	3
66 to 75 days	0	0	0
76+ days	0	0	0

Immediate Needs

	Application to first Immediate Needs Grant	Application to first Expedited Food Stamp Grant
Same Day	3	2
1 to 5 days	0	1
6 to 10 days	0	0
11 to 17 days	0	0
18+ days	0	0

Medicaid Separate Determinations

	Application to Approval	Application to Denial
0 to 15 days	4	5
16 to 30 days	0	10
31 to 45 days	0	0
46 to 65 days	0	1
66 to 75 days	0	0
76+ days	0	0

Food Stamp Separate Determinations

	Application to Provision of Benefits	Application to Denial
0 to 15 days	1	0
16 to 30 days	8	5
31 to 45 days	0	2
46 to 65 days	0	0
66 to 75 days	0	0
76+ days	0	0

Cash Assistance Data By Center: FY 17 Year to Date

Greenwood: Family Cases

Joint Cash Assistance/Medicaid/Food Stamps

	Application to Approval	Application to Denial	Application to Provision of Benefits
0 to 15 days	4	2	1
16 to 30 days	3	12	2
31 to 45 days	0	0	0
46 to 65 days	2	0	4
66 to 75 days	0	0	0
76+ days	0	0	2

Immediate Needs

	Application to first Immediate Needs Grant	Application to first Expedited Food Stamp Grant
Same Day	2	0
1 to 5 days	0	0
6 to 10 days	0	0
11 to 17 days	0	0
18+ days	0	0

Medicaid Separate Determinations

	Application to Approval	Application to Denial
0 to 15 days	2	0
16 to 30 days	0	8
31 to 45 days	0	1
46 to 65 days	0	0
66 to 75 days	0	0
76+ days	0	0

Food Stamp Separate Determinations

	Application to Provision of Benefits	Application to Denial
0 to 15 days	2	
16 to 30 days	2	
31 to 45 days	1	
46 to 65 days	0	
66 to 75 days	0	
76+ days	0	

Cash Assistance Data By Center: FY 17 Year to Date

Hamilton: Family Cases

Joint Cash Assistance/Medicaid/Food Stamps

	Application to Approval	Application to Denial	Application to Provision of Benefits
0 to 15 days	3	0	0
16 to 30 days	2	1	3
31 to 45 days	0	0	1
46 to 65 days	0	0	1
66 to 75 days	0	0	0
76+ days	0	0	0

Immediate Needs

	Application to first Immediate Needs Grant	Application to first Expedited Food Stamp Grant
Same Day	2	1
1 to 5 days	0	0
6 to 10 days	0	0
11 to 17 days	0	0
18+ days	0	0

Medicaid Separate Determinations

	Application to Approval	Application to Denial
0 to 15 days	3	3
16 to 30 days	1	5
31 to 45 days	0	0
46 to 65 days	0	0
66 to 75 days	0	0
76+ days	0	0

Food Stamp Separate Determinations

	Application to Provision of Benefits	Application to Denial
0 to 15 days	2	0
16 to 30 days	1	2
31 to 45 days	1	11
46 to 65 days	0	0
66 to 75 days	0	0
76+ days	0	0

Cash Assistance Data By Center: FY 17 Year to Date

Jerome: Family Cases

Joint Cash Assistance/Medicaid/Food Stamps

	Application to Approval	Application to Denial	Application to Provision of Benefits
0 to 15 days	3	4	1
16 to 30 days	4	5	1
31 to 45 days	1	4	4
46 to 65 days	1	0	2
66 to 75 days	0	0	1
76+ days	0	0	0

Immediate Needs

	Application to first Immediate Needs Grant	Application to first Expedited Food Stamp Grant
Same Day	3	2
1 to 5 days	0	0
6 to 10 days	0	0
11 to 17 days	0	0
18+ days	0	0

Medicaid Separate Determinations

	Application to Approval	Application to Denial
0 to 15 days	1	0
16 to 30 days	0	7
31 to 45 days	0	0
46 to 65 days	0	0
66 to 75 days	0	0
76+ days	0	0

Food Stamp Separate Determinations

	Application to Provision of Benefits	Application to Denial
0 to 15 days	1	0
16 to 30 days	5	0
31 to 45 days	1	5
46 to 65 days	0	0
66 to 75 days	0	0
76+ days	0	0

Cash Assistance Data By Center: FY 17 Year to Date

Kingsbridge: Family Cases

Joint Cash Assistance/Medicaid/Food Stamps

	Application to Approval	Application to Denial	Application to Provision of Benefits
0 to 15 days	8	0	1
16 to 30 days	3	7	2
31 to 45 days	3	0	3
46 to 65 days	0	0	8
66 to 75 days	0	3	0
76+ days	0	0	0

Immediate Needs

	Application to first Immediate Needs Grant	Application to first Expedited Food Stamp Grant
Same Day	4	2
1 to 5 days	0	0
6 to 10 days	0	0
11 to 17 days	0	0
18+ days	0	0

Medicaid Separate Determinations

	Application to Approval	Application to Denial
0 to 15 days	6	3
16 to 30 days	0	2
31 to 45 days	0	0
46 to 65 days	0	0
66 to 75 days	0	0
76+ days	0	0

Food Stamp Separate Determinations

	Application to Provision of Benefits	Application to Denial
0 to 15 days	2	1
16 to 30 days	4	1
31 to 45 days	2	9
46 to 65 days	1	0
66 to 75 days	0	0
76+ days	0	0

Cash Assistance Data By Center: FY 17 Year to Date

Queensboro: Family Cases

Joint Cash Assistance/Medicaid/Food Stamps

	Application to Approval	Application to Denial	Application to Provision of Benefits
0 to 15 days	6	0	1
16 to 30 days	4	6	3
31 to 45 days	1	0	4
46 to 65 days	2	0	4
66 to 75 days	0	0	1
76+ days	0	0	0

Immediate Needs

	Application to first Immediate Needs Grant	Application to first Expedited Food Stamp Grant
Same Day	6	4
1 to 5 days	1	1
6 to 10 days	0	0
11 to 17 days	0	0
18+ days	0	0

Medicaid Separate Determinations

	Application to Approval	Application to Denial
0 to 15 days	11	0
16 to 30 days	4	4
31 to 45 days	0	2
46 to 65 days	0	0
66 to 75 days	0	0
76+ days	0	0

Food Stamp Separate Determinations

	Application to Provision of Benefits	Application to Denial
0 to 15 days	1	5
16 to 30 days	1	1
31 to 45 days	0	1
46 to 65 days	1	4
66 to 75 days	0	0
76+ days	0	0

Cash Assistance Data By Center: FY 17 Year to Date

Staten Island: Family Cases

Joint Cash Assistance/Medicaid/Food Stamps

	Application to Approval	Application to Denial	Application to Provision of Benefits
0 to 15 days	3	1	0
16 to 30 days	0	6	3
31 to 45 days	1	4	1
46 to 65 days	0	0	0
66 to 75 days	0	0	0
76+ days	0	0	0

Immediate Needs

	Application to first Immediate Needs Grant	Application to first Expedited Food Stamp Grant
Same Day	1	1
1 to 5 days	0	0
6 to 10 days	0	0
11 to 17 days	0	0
18+ days	0	0

Medicaid Separate Determinations

	Application to Approval	Application to Denial
0 to 15 days	1	1
16 to 30 days	0	3
31 to 45 days	0	0
46 to 65 days	0	0
66 to 75 days	0	0
76+ days	0	0

Food Stamp Separate Determinations

	Application to Provision of Benefits	Application to Denial
0 to 15 days	0	
16 to 30 days	2	
31 to 45 days	0	
46 to 65 days	0	
66 to 75 days	0	
76+ days	0	

Cash Assistance Data By Center: FY 17 Year to Date

Totals for all Centers: Family Cases

Joint Cash Assistance/Medicaid/Food Stamps

	Application to Approval	Application to Denial	Application to Provision of Benefits
0 to 15 days	61	20	10
16 to 30 days	35	81	33
31 to 45 days	9	27	28
46 to 65 days	6	0	36
66 to 75 days	0	3	2
76+ days	0	0	2

Immediate Needs

	Application to first Immediate Needs Grant	Application to first Expedited Food Stamp Grant
Same Day	30	14
1 to 5 days	4	4
6 to 10 days	0	0
11 to 17 days	1	0
18+ days	0	0

Medicaid Separate Determinations

	Application to Approval	Application to Denial
0 to 15 days	49	23
16 to 30 days	8	67
31 to 45 days	3	4
46 to 65 days	0	1
66 to 75 days	0	0
76+ days	0	0

Food Stamp Separate Determinations

	Application to Provision of Benefits	Application to Denial
0 to 15 days	23	18
16 to 30 days	33	23
31 to 45 days	13	45
46 to 65 days	2	4
66 to 75 days	0	0
76+ days	0	0

Quarterly CBCFA Data: FY 17.2

Number of Days from Initial Request to Completed Application

Total for all Centers

Request Type	0-15 days	16-30 days	31-45 days	46-75 days	76+ days	Total
New Apartment	504	7	0	0	0	511
Ongoing Rent	684	13	1	0	0	698
Rent Increase	1242	15	1	0	0	1258
Establishment of Home	218	0	0	0	0	218
Immigration Status	403	9	0	0	0	412
Clothing	204	1	0	0	0	205
Client Share Rent Arrears	1327	19	1	0	0	1347
Miscellaneous	882	2	1	0	0	885
Work Opp & Trans Bens	431	6	0	0	0	437
Moving Expenses	103	1	0	0	0	104
Storage Fees	598	7	0	0	1	606
Grand Total	6596	80	4	0	1	6681

Amsterdam

Request Type	0-15 days	16-30 days	31-45 days	46-75 days	76+ days	Total
New Apartment	43	1	0	0	0	44
Ongoing Rent	58	2	0	0	0	60
Rent Increase	60	3	0	0	0	63
Establishment of Home	21	0	0	0	0	21
Immigration Status	17	1	0	0	0	18
Clothing	22	0	0	0	0	22
Client Share Rent Arrears	88	3	0	0	0	91
Miscellaneous	66	0	0	0	0	66
Work Opp & Trans Bens	39	1	0	0	0	40
Moving Expenses	7	0	0	0	0	7
Storage Fees	42	1	0	0	1	44
Subtotal	463	12	0	0	1	476

Brownsville

Request Type	0-15 days	16-30 days	31-45 days	46-75 days	76+ days	Total
New Apartment	69	2	0	0	0	71
Ongoing Rent	86	1	0	0	0	87
Rent Increase	163	2	0	0	0	165
Establishment of Home	12	0	0	0	0	12
Immigration Status	61	0	0	0	0	61
Clothing	17	0	0	0	0	17
Client Share Rent Arrears	176	2	0	0	0	178
Miscellaneous	101	0	0	0	0	101
Work Opp & Trans Bens	44	0	0	0	0	44
Moving Expenses	24	0	0	0	0	24
Storage Fees	110	1	0	0	0	111
Subtotal	863	8	0	0	0	871

Quarterly CBCFA Data: FY 17.2

Number of Days from Initial Request to Completed Application

Coney Island

Request Type	0-15 days	16-30 days	31-45 days	46-75 days	76+ days	Total
New Apartment	18	0	0	0	0	18
Ongoing Rent	38	0	1	0	0	39
Rent Increase	84	1	0	0	0	85
Establishment of Home	11	0	0	0	0	11
Immigration Status	42	3	0	0	0	45
Clothing	10	0	0	0	0	10
Client Share Rent Arrears	71	0	0	0	0	71
Miscellaneous	44	0	0	0	0	44
Work Opp & Trans Bens	34	0	0	0	0	34
Moving Expenses	2	0	0	0	0	2
Storage Fees	10	0	0	0	0	10
Subtotal	364	4	1	0	0	369

Crotona

Request Type	0-15 days	16-30 days	31-45 days	46-75 days	76+ days	Total
New Apartment	41	0	0	0	0	41
Ongoing Rent	103	0	0	0	0	103
Rent Increase	146	0	0	0	0	146
Establishment of Home	24	0	0	0	0	24
Immigration Status	30	0	0	0	0	30
Clothing	31	0	0	0	0	31
Client Share Rent Arrears	170	1	0	0	0	171
Miscellaneous	98	0	0	0	0	98
Work Opp & Trans Bens	29	0	0	0	0	29
Moving Expenses	11	0	0	0	0	11
Storage Fees	57	0	0	0	0	57
Subtotal	740	1	0	0	0	741

Grand Concourse

Request Type	0-15 days	16-30 days	31-45 days	46-75 days	76+ days	Total
New Apartment	38	1	0	0	0	39
Ongoing Rent	55	1	0	0	0	56
Rent Increase	118	0	0	0	0	118
Establishment of Home	26	0	0	0	0	26
Immigration Status	29	0	0	0	0	29
Clothing	30	0	0	0	0	30
Client Share Rent Arrears	149	3	0	0	0	152
Miscellaneous	86	0	1	0	0	87
Work Opp & Trans Bens	61	1	0	0	0	62
Moving Expenses	4	0	0	0	0	4
Storage Fees	46	1	0	0	0	47
Subtotal	642	7	1	0	0	650

Quarterly CBCFA Data: FY 17.2

Number of Days from Initial Request to Completed Application

Greenwood

Request Type	0-15 days	16-30 days	31-45 days	46-75 days	76+ days	Total
New Apartment	37	1	0	0	0	38
Ongoing Rent	64	0	0	0	0	64
Rent Increase	132	4	1	0	0	137
Establishment of Home	12	0	0	0	0	12
Immigration Status	37	0	0	0	0	37
Clothing	20	0	0	0	0	20
Client Share Rent Arrears	112	0	1	0	0	113
Miscellaneous	74	0	0	0	0	74
Work Opp & Trans Bens	45	1	0	0	0	46
Moving Expenses	13	0	0	0	0	13
Storage Fees	53	0	0	0	0	53
Subtotal	599	6	2	0	0	607

Hamilton

Request Type	0-15 days	16-30 days	31-45 days	46-75 days	76+ days	Total
New Apartment	35	0	0	0	0	35
Ongoing Rent	54	2	0	0	0	56
Rent Increase	67	1	0	0	0	68
Establishment of Home	25	0	0	0	0	25
Immigration Status	16	1	0	0	0	17
Clothing	12	1	0	0	0	13
Client Share Rent Arrears	82	3	0	0	0	85
Miscellaneous	44	0	0	0	0	44
Work Opp & Trans Bens	20	1	0	0	0	21
Moving Expenses	3	0	0	0	0	3
Storage Fees	39	0	0	0	0	39
Subtotal	397	9	0	0	0	406

Housing Placement Unit

Request Type	0-15 days	16-30 days	31-45 days	46-75 days	76+ days	Total
New Apartment	49	0	0	0	0	49
Ongoing Rent	2	0	0	0	0	2
Rent Increase	0	0	0	0	0	0
Establishment of Home	9	0	0	0	0	9
Immigration Status	1	0	0	0	0	1
Clothing	3	0	0	0	0	3
Client Share Rent Arrears	0	0	0	0	0	0
Miscellaneous	50	0	0	0	0	50
Work Opp & Trans Bens	4	0	0	0	0	4
Moving Expenses	2	0	0	0	0	2
Storage Fees	31	0	0	0	0	31
Subtotal	151	0	0	0	0	151

Quarterly CBCFA Data: FY 17.2

Number of Days from Initial Request to Completed Application

Jerome

Request Type	0-15 days	16-30 days	31-45 days	46-75 days	76+ days	Total
New Apartment	29	0	0	0	0	29
Ongoing Rent	27	0	0	0	0	27
Rent Increase	84	1	0	0	0	85
Establishment of Home	13	0	0	0	0	13
Immigration Status	22	0	0	0	0	22
Clothing	7	0	0	0	0	7
Client Share Rent Arrears	91	3	0	0	0	94
Miscellaneous	60	1	0	0	0	61
Work Opp & Trans Bens	39	0	0	0	0	39
Moving Expenses	6	0	0	0	0	6
Storage Fees	35	0	0	0	0	35
Subtotal	413	5	0	0	0	418

Kingsbridge

Request Type	0-15 days	16-30 days	31-45 days	46-75 days	76+ days	Total
New Apartment	54	0	0	0	0	54
Ongoing Rent	65	0	0	0	0	65
Rent Increase	208	1	0	0	0	209
Establishment of Home	26	0	0	0	0	26
Immigration Status	40	0	0	0	0	40
Clothing	33	0	0	0	0	33
Client Share Rent Arrears	247	0	0	0	0	247
Miscellaneous	149	0	0	0	0	149
Work Opp & Trans Bens	63	0	0	0	0	63
Moving Expenses	16	0	0	0	0	16
Storage Fees	65	0	0	0	0	65
Subtotal	966	1	0	0	0	967

Queensboro

Request Type	0-15 days	16-30 days	31-45 days	46-75 days	76+ days	Total
New Apartment	43	1	0	0	0	44
Ongoing Rent	79	4	0	0	0	83
Rent Increase	119	1	0	0	0	120
Establishment of Home	19	0	0	0	0	19
Immigration Status	80	4	0	0	0	84
Clothing	9	0	0	0	0	9
Client Share Rent Arrears	92	4	0	0	0	96
Miscellaneous	68	0	0	0	0	68
Work Opp & Trans Bens	23	0	0	0	0	23
Moving Expenses	10	1	0	0	0	11
Storage Fees	66	3	0	0	0	69
Subtotal	608	18	0	0	0	626

Quarterly CBCFA Data: FY 17.2

Number of Days from Initial Request to Completed Application

Staten Island

Request Type	0-15 days	16-30 days	31-45 days	46-75 days	76+ days	Total
New Apartment	18	0	0	0	0	18
Ongoing Rent	22	0	0	0	0	22
Rent Increase	38	0	0	0	0	38
Establishment of Home	5	0	0	0	0	5
Immigration Status	16	0	0	0	0	16
Clothing	4	0	0	0	0	4
Client Share Rent Arrears	21	0	0	0	0	21
Miscellaneous	15	1	0	0	0	16
Work Opp & Trans Bens	25	0	0	0	0	25
Moving Expenses	3	0	0	0	0	3
Storage Fees	19	0	0	0	0	19
Subtotal	186	1	0	0	0	187

Waverly

Request Type	0-15 days	16-30 days	31-45 days	46-75 days	76+ days	Total
New Apartment	30	1	0	0	0	31
Ongoing Rent	31	3	0	0	0	34
Rent Increase	23	1	0	0	0	24
Establishment of Home	15	0	0	0	0	15
Immigration Status	12	0	0	0	0	12
Clothing	6	0	0	0	0	6
Client Share Rent Arrears	28	0	0	0	0	28
Miscellaneous	27	0	0	0	0	27
Work Opp & Trans Bens	5	2	0	0	0	7
Moving Expenses	2	0	0	0	0	2
Storage Fees	25	1	0	0	0	26
Subtotal	204	8	0	0	0	212

Quarterly CBCFA Data: FY 17.2

Number of Days from Completed Application to Approval or Denial

Total for all Centers

Request Type	0-15 days	16-30 days	31-45 days	46-75 days	76+ days	Total
New Apartment	476	27	1	1	1	506
Ongoing Rent	641	63	3	0	0	707
Rent Increase	1,232	72	4	1	0	1,309
Establishment of Home	199	13	0	0	0	212
Immigration Status	367	32	0	0	0	399
Clothing	195	4	0	0	0	199
Client Share Rent Arrears	1,180	140	5	1	0	1,326
Miscellaneous	864	32	0	1	1	898
Work Opp & Trans Bens	395	50	1	0	0	446
Moving Expenses	109	5	0	0	0	114
Storage Fees	553	17	0	0	0	570
Grand Total	6,211	455	14	4	2	6,686

Amsterdam

Request Type	0-15 days	16-30 days	31-45 days	46-75 days	76+ days	Total
New Apartment	41	1	1	0	1	44
Ongoing Rent	58	5	0	0	0	63
Rent Increase	60	5	0	0	0	65
Establishment of Home	19	1	0	0	0	20
Immigration Status	15	2	0	0	0	17
Clothing	21	0	0	0	0	21
Client Share Rent Arrears	77	14	0	0	0	91
Miscellaneous	65	2	0	0	0	67
Work Opp & Trans Bens	36	3	0	0	0	39
Moving Expenses	7	0	0	0	0	7
Storage Fees	42	1	0	0	0	43
Subtotal	441	34	1	0	1	477

Brownsville

Request Type	0-15 days	16-30 days	31-45 days	46-75 days	76+ days	Total
New Apartment	66	1	0	0	0	67
Ongoing Rent	79	10	0	0	0	89
Rent Increase	140	10	1	0	0	151
Establishment of Home	10	1	0	0	0	11
Immigration Status	54	3	0	0	0	57
Clothing	14	0	0	0	0	14
Client Share Rent Arrears	139	23	0	0	0	162
Miscellaneous	97	2	0	0	1	100
Work Opp & Trans Bens	40	5	0	0	0	45
Moving Expenses	24	1	0	0	0	25
Storage Fees	102	3	0	0	0	105
Subtotal	765	59	1	0	1	826

Quarterly CBCFA Data: FY 17.2

Number of Days from Completed Application Approval or Denial

Coney Island

Request Type	0-15 days	16-30 days	31-45 days	46-75 days	76+ days	Total
New Apartment	17	0	0	0	0	17
Ongoing Rent	35	2	0	0	0	37
Rent Increase	82	2	1	0	0	85
Establishment of Home	10	0	0	0	0	10
Immigration Status	43	4	0	0	0	47
Clothing	10	0	0	0	0	10
Client Share Rent Arrears	71	3	1	0	0	75
Miscellaneous	41	0	0	0	0	41
Work Opp & Trans Bens	35	0	0	0	0	35
Moving Expenses	2	0	0	0	0	2
Storage Fees	10	0	0	0	0	10
Subtotal	356	11	2	0	0	369

Crotona

Request Type	0-15 days	16-30 days	31-45 days	46-75 days	76+ days	Total
New Apartment	40	3	0	0	0	43
Ongoing Rent	100	3	0	0	0	103
Rent Increase	142	5	0	0	0	147
Establishment of Home	24	1	0	0	0	25
Immigration Status	30	2	0	0	0	32
Clothing	31	1	0	0	0	32
Client Share Rent Arrears	154	11	0	0	0	165
Miscellaneous	95	3	0	0	0	98
Work Opp & Trans Bens	27	3	0	0	0	30
Moving Expenses	12	0	0	0	0	12
Storage Fees	57	0	0	0	0	57
Subtotal	712	32	0	0	0	744

Grand Concourse

Request Type	0-15 days	16-30 days	31-45 days	46-75 days	76+ days	Total
New Apartment	33	3	0	1	0	37
Ongoing Rent	44	8	0	0	0	52
Rent Increase	107	16	1	0	0	124
Establishment of Home	25	1	0	0	0	26
Immigration Status	28	1	0	0	0	29
Clothing	28	1	0	0	0	29
Client Share Rent Arrears	114	31	1	0	0	146
Miscellaneous	75	13	0	0	0	88
Work Opp & Trans Bens	49	12	1	0	0	62
Moving Expenses	3	0	0	0	0	3
Storage Fees	42	4	0	0	0	46
Subtotal	548	90	3	1	0	642

Quarterly CBCFA Data: FY 17.2

Number of Days from Completed Application Approval or Denial

Greenwood

Request Type	0-15 days	16-30 days	31-45 days	46-75 days	76+ days	Total
New Apartment	44	1	0	0	0	45
Ongoing Rent	62	7	0	0	0	69
Rent Increase	134	4	0	0	0	138
Establishment of Home	12	1	0	0	0	13
Immigration Status	35	2	0	0	0	37
Clothing	20	0	0	0	0	20
Client Share Rent Arrears	107	4	0	0	0	111
Miscellaneous	72	2	0	0	0	74
Work Opp & Trans Bens	41	5	0	0	0	46
Moving Expenses	12	2	0	0	0	14
Storage Fees	50	2	0	0	0	52
Subtotal	589	30	0	0	0	619

Hamilton

Request Type	0-15 days	16-30 days	31-45 days	46-75 days	76+ days	Total
New Apartment	34	2	0	0	0	36
Ongoing Rent	55	3	1	0	0	59
Rent Increase	68	2	1	0	0	71
Establishment of Home	22	3	0	0	0	25
Immigration Status	17	0	0	0	0	17
Clothing	12	1	0	0	0	13
Client Share Rent Arrears	76	10	0	0	0	86
Miscellaneous	43	1	0	1	0	45
Work Opp & Trans Bens	20	3	0	0	0	23
Moving Expenses	3	0	0	0	0	3
Storage Fees	36	0	0	0	0	36
Subtotal	386	25	2	1	0	414

Housing Placement Unit

Request Type	0-15 days	16-30 days	31-45 days	46-75 days	76+ days	Total
New Apartment	48	2	0	0	0	50
Ongoing Rent	1	0	1	0	0	2
Rent Increase	0	0	0	0	0	0
Establishment of Home	10	0	0	0	0	10
Immigration Status	1	0	0	0	0	1
Clothing	3	0	0	0	0	3
Client Share Rent Arrears	0	0	0	0	0	0
Miscellaneous	51	0	0	0	0	51
Work Opp & Trans Bens	4	0	0	0	0	4
Moving Expenses	2	0	0	0	0	2
Storage Fees	33	0	0	0	0	33
Subtotal	153	2	1	0	0	156

Quarterly CBCFA Data: FY 17.2

Number of Days from Completed Application Approval or Denial

Jerome

Request Type	0-15 days	16-30 days	31-45 days	46-75 days	76+ days	Total
New Apartment	25	2	0	0	0	27
Ongoing Rent	27	2	0	0	0	29
Rent Increase	90	3	0	0	0	93
Establishment of Home	10	2	0	0	0	12
Immigration Status	23	0	0	0	0	23
Clothing	7	0	0	0	0	7
Client Share Rent Arrears	89	10	0	0	0	99
Miscellaneous	63	1	0	0	0	64
Work Opp & Trans Bens	40	2	0	0	0	42
Moving Expenses	6	1	0	0	0	7
Storage Fees	29	3	0	0	0	32
Subtotal	409	24	0	0	0	433

Kingsbridge

Request Type	0-15 days	16-30 days	31-45 days	46-75 days	76+ days	Total
New Apartment	49	3	0	0	0	52
Ongoing Rent	60	5	0	0	0	65
Rent Increase	217	11	0	1	0	229
Establishment of Home	24	2	0	0	0	26
Immigration Status	34	2	0	0	0	36
Clothing	34	1	0	0	0	35
Client Share Rent Arrears	232	20	1	1	0	254
Miscellaneous	143	5	0	0	0	148
Work Opp & Trans Bens	56	8	0	0	0	64
Moving Expenses	17	1	0	0	0	18
Storage Fees	67	1	0	0	0	68
Subtotal	933	59	1	2	0	995

Queensboro

Request Type	0-15 days	16-30 days	31-45 days	46-75 days	76+ days	Total
New Apartment	39	6	0	0	0	45
Ongoing Rent	71	11	0	0	0	82
Rent Increase	137	7	0	0	0	144
Establishment of Home	15	1	0	0	0	16
Immigration Status	59	15	0	0	0	74
Clothing	8	0	0	0	0	8
Client Share Rent Arrears	77	6	2	0	0	85
Miscellaneous	76	1	0	0	0	77
Work Opp & Trans Bens	18	5	0	0	0	23
Moving Expenses	16	0	0	0	0	16
Storage Fees	40	2	0	0	0	42
Subtotal	556	54	2	0	0	612

Quarterly CBCFA Data: FY 17.2

Number of Days from Completed Application Approval or Denial

Staten Island

Request Type	0-15 days	16-30 days	31-45 days	46-75 days	76+ days	Total
New Apartment	16	1	0	0	0	17
Ongoing Rent	19	2	0	0	0	21
Rent Increase	34	4	0	0	0	38
Establishment of Home	6	0	0	0	0	6
Immigration Status	16	1	0	0	0	17
Clothing	2	0	0	0	0	2
Client Share Rent Arrears	17	3	0	0	0	20
Miscellaneous	15	0	0	0	0	15
Work Opp & Trans Bens	24	3	0	0	0	27
Moving Expenses	3	0	0	0	0	3
Storage Fees	20	1	0	0	0	21
Subtotal	172	15	0	0	0	187

Waverly

Request Type	0-15 days	16-30 days	31-45 days	46-75 days	76+ days	Total
New Apartment	24	2	0	0	0	26
Ongoing Rent	30	5	1	0	0	36
Rent Increase	21	3	0	0	0	24
Establishment of Home	12	0	0	0	0	12
Immigration Status	12	0	0	0	0	12
Clothing	5	0	0	0	0	5
Client Share Rent Arrears	27	5	0	0	0	32
Miscellaneous	28	2	0	0	0	30
Work Opp & Trans Bens	5	1	0	0	0	6
Moving Expenses	2	0	0	0	0	2
Storage Fees	25	0	0	0	0	25
Subtotal	191	18	1	0	0	210

Quarterly CBCFA Data: FY 17.2

Number of Days from Approval to Provision of Benefits

Total for all Centers

Request Type	0-15 days	16-30 days	31-45 days	46-75 days	76+ days	Total
New Apartment	332	41	6	2	0	381
Ongoing Rent	188	80	9	0	0	277
Rent Increase	407	218	19	5	2	651
Establishment of Home	158	15	0	0	0	173
Immigration Status	340	5	0	0	0	345
Clothing	139	15	6	3	0	163
Client Share Rent Arrears	870	130	9	4	1	1,014
Miscellaneous	678	76	2	1	0	757
Work Opp & Trans Bens	264	68	8	0	0	340
Moving Expenses	85	8	2	0	0	95
Storage Fees	469	57	10	3	0	539
Grand Total	3,930	713	71	18	3	4,735

Amsterdam

Request Type	0-15 days	16-30 days	31-45 days	46-75 days	76+ days	Total
New Apartment	29	3	1	0	0	33
Ongoing Rent	15	3	0	0	0	18
Rent Increase	18	3	0	1	0	22
Establishment of Home	16	1	0	0	0	17
Immigration Status	10	0	0	0	0	10
Clothing	17	0	0	0	0	17
Client Share Rent Arrears	47	6	1	1	0	55
Miscellaneous	43	8	0	0	0	51
Work Opp & Trans Bens	27	9	0	0	0	36
Moving Expenses	5	0	1	0	0	6
Storage Fees	32	2	1	0	0	35
Subtotal	259	35	4	2	0	300

Brownsville

Request Type	0-15 days	16-30 days	31-45 days	46-75 days	76+ days	Total
New Apartment	35	5	0	0	0	40
Ongoing Rent	22	13	3	0	0	38
Rent Increase	18	19	9	4	2	52
Establishment of Home	5	1	0	0	0	6
Immigration Status	48	0	0	0	0	48
Clothing	10	3	0	0	0	13
Client Share Rent Arrears	99	14	1	1	0	115
Miscellaneous	65	13	1	0	0	79
Work Opp & Trans Bens	25	10	1	0	0	36
Moving Expenses	20	0	0	0	0	20
Storage Fees	75	11	5	2	0	93
Subtotal	422	89	20	7	2	540

Quarterly CBCFA Data: FY 17.2

Number of Days from Approval to Provision of Benefits

Coney Island

Request Type	0-15 days	16-30 days	31-45 days	46-75 days	76+ days	Total
New Apartment	12	4	0	0	0	16
Ongoing Rent	20	4	0	0	0	24
Rent Increase	73	11	0	0	0	84
Establishment of Home	8	0	0	0	0	8
Immigration Status	35	0	0	0	0	35
Clothing	5	1	0	0	0	6
Client Share Rent Arrears	47	5	0	0	0	52
Miscellaneous	32	3	0	0	0	35
Work Opp & Trans Bens	19	6	0	0	0	25
Moving Expenses	4	1	0	0	0	5
Storage Fees	10	1	0	0	0	11
Subtotal	265	36	0	0	0	301

Crotona

Request Type	0-15 days	16-30 days	31-45 days	46-75 days	76+ days	Total
New Apartment	25	11	0	0	0	36
Ongoing Rent	21	17	1	0	0	39
Rent Increase	53	44	0	0	0	97
Establishment of Home	21	5	0	0	0	26
Immigration Status	26	1	0	0	0	27
Clothing	24	1	0	0	0	25
Client Share Rent Arrears	113	22	0	0	0	135
Miscellaneous	74	11	0	0	0	85
Work Opp & Trans Bens	12	7	0	0	0	19
Moving Expenses	8	2	0	0	0	10
Storage Fees	42	7	0	0	0	49
Subtotal	419	128	1	0	0	548

Grand Concourse

Request Type	0-15 days	16-30 days	31-45 days	46-75 days	76+ days	Total
New Apartment	18	3	0	0	0	21
Ongoing Rent	26	9	4	0	0	39
Rent Increase	83	11	0	0	0	94
Establishment of Home	20	0	0	0	0	20
Immigration Status	23	0	0	0	0	23
Clothing	23	1	0	0	0	24
Client Share Rent Arrears	108	5	1	0	0	114
Miscellaneous	76	0	0	0	0	76
Work Opp & Trans Bens	32	7	0	0	0	39
Moving Expenses	2	0	0	0	0	2
Storage Fees	40	1	0	0	0	41
Subtotal	451	37	5	0	0	493

Quarterly CBCFA Data: FY 17.2

Number of Days from Approval to Provision of Benefits

Greenwood

Request Type	0-15 days	16-30 days	31-45 days	46-75 days	76+ days	Total
New Apartment	23	3	0	0	0	26
Ongoing Rent	10	9	0	0	0	19
Rent Increase	12	38	0	0	0	50
Establishment of Home	11	1	0	0	0	12
Immigration Status	35	0	0	0	0	35
Clothing	15	0	0	0	0	15
Client Share Rent Arrears	76	12	0	0	0	88
Miscellaneous	67	5	0	0	0	72
Work Opp & Trans Bens	29	5	0	0	0	34
Moving Expenses	10	2	0	0	0	12
Storage Fees	43	3	0	0	0	46
Subtotal	331	78	0	0	0	409

Hamilton

Request Type	0-15 days	16-30 days	31-45 days	46-75 days	76+ days	Total
New Apartment	22	5	1	0	0	28
Ongoing Rent	3	0	0	0	0	3
Rent Increase	2	2	2	0	0	6
Establishment of Home	16	5	0	0	0	21
Immigration Status	14	0	0	0	0	14
Clothing	4	1	4	1	0	10
Client Share Rent Arrears	56	5	4	2	0	67
Miscellaneous	29	3	1	1	0	34
Work Opp & Trans Bens	15	0	2	0	0	17
Moving Expenses	4	0	1	0	0	5
Storage Fees	31	7	2	0	0	40
Subtotal	196	28	17	4	0	245

Housing Placement Unit

Request Type	0-15 days	16-30 days	31-45 days	46-75 days	76+ days	Total
New Apartment	41	0	2	2	0	45
Ongoing Rent	10	0	0	0	0	10
Rent Increase	0	0	0	0	0	0
Establishment of Home	0	0	0	0	0	0
Immigration Status	0	0	0	0	0	0
Clothing	2	0	2	2	0	6
Client Share Rent Arrears	0	0	0	0	0	0
Miscellaneous	43	0	0	0	0	43
Work Opp & Trans Bens	1	0	0	0	0	1
Moving Expenses	3	0	0	0	0	3
Storage Fees	26	2	0	1	0	29
Subtotal	126	2	4	5	0	137

Quarterly CBCFA Data: FY 17.2

Number of Days from Approval to Provision of Benefits

Jerome

Request Type	0-15 days	16-30 days	31-45 days	46-75 days	76+ days	Total
New Apartment	24	0	0	0	0	24
Ongoing Rent	8	3	0	0	0	11
Rent Increase	28	13	2	0	0	43
Establishment of Home	9	0	0	0	0	9
Immigration Status	18	0	0	0	0	18
Clothing	5	2	0	0	0	7
Client Share Rent Arrears	56	13	1	0	0	70
Miscellaneous	48	6	0	0	0	54
Work Opp & Trans Bens	33	3	2	0	0	38
Moving Expenses	5	0	0	0	0	5
Storage Fees	19	6	0	0	0	25
Subtotal	253	46	5	0	0	304

Kingsbridge

Request Type	0-15 days	16-30 days	31-45 days	46-75 days	76+ days	Total
New Apartment	38	5	0	0	0	43
Ongoing Rent	13	17	1	0	0	31
Rent Increase	69	64	4	0	0	137
Establishment of Home	23	2	0	0	0	25
Immigration Status	31	2	0	0	0	33
Clothing	23	5	0	0	0	28
Client Share Rent Arrears	161	44	1	0	0	206
Miscellaneous	112	21	0	0	0	133
Work Opp & Trans Bens	41	15	1	0	0	57
Moving Expenses	10	3	0	0	0	13
Storage Fees	58	6	1	0	0	65
Subtotal	579	184	8	0	0	771

Queensboro

Request Type	0-15 days	16-30 days	31-45 days	46-75 days	76+ days	Total
New Apartment	35	2	0	0	0	37
Ongoing Rent	26	3	0	0	0	29
Rent Increase	38	10	0	0	0	48
Establishment of Home	15	0	0	0	0	15
Immigration Status	76	1	0	0	0	77
Clothing	7	0	0	0	0	7
Client Share Rent Arrears	73	4	0	0	1	78
Miscellaneous	49	5	0	0	0	54
Work Opp & Trans Bens	15	1	0	0	0	16
Moving Expenses	9	0	0	0	0	9
Storage Fees	50	10	1	0	0	61
Subtotal	393	36	1	0	1	431

Quarterly CBCFA Data: FY 17.2

Number of Days from Approval to Provision of Benefits

Staten Island

Request Type	0-15 days	16-30 days	31-45 days	46-75 days	76+ days	Total
New Apartment	12	0	2	0	0	14
Ongoing Rent	3	0	0	0	0	3
Rent Increase	6	2	2	0	0	10
Establishment of Home	6	0	0	0	0	6
Immigration Status	15	0	0	0	0	15
Clothing	1	0	0	0	0	1
Client Share Rent Arrears	17	0	0	0	0	17
Miscellaneous	14	1	0	0	0	15
Work Opp & Trans Bens	10	5	2	0	0	17
Moving Expenses	3	0	0	0	0	3
Storage Fees	20	1	0	0	0	21
Subtotal	107	9	6	0	0	122

Waverly

Request Type	0-15 days	16-30 days	31-45 days	46-75 days	76+ days	Total
New Apartment	18	0	0	0	0	18
Ongoing Rent	11	2	0	0	0	13
Rent Increase	7	1	0	0	0	8
Establishment of Home	8	0	0	0	0	8
Immigration Status	9	1	0	0	0	10
Clothing	3	1	0	0	0	4
Client Share Rent Arrears	17	0	0	0	0	17
Miscellaneous	26	0	0	0	0	26
Work Opp & Trans Bens	5	0	0	0	0	5
Moving Expenses	2	0	0	0	0	2
Storage Fees	23	0	0	0	0	23
Subtotal	129	5	0	0	0	134

Quarterly CBCFA Data: FY 17.2

Number of Days from Completed Application to Provision of Benefits

Total for all Centers

Request Type	0-15 days	16-30 days	31-45 days	46-75 days	76+ days	Total
New Apartment	275	94	14	3	0	386
Ongoing Rent	104	142	29	2	0	277
Rent Increase	261	328	52	11	2	654
Establishment of Home	122	48	4	0	0	174
Immigration Status	321	23	2	0	0	346
Clothing	129	22	8	1	0	160
Client Share Rent Arrears	590	388	37	6	1	1,022
Miscellaneous	565	175	20	1	1	762
Work Opp & Trans Bens	196	122	24	0	0	342
Moving Expenses	74	20	2	0	0	96
Storage Fees	416	101	18	4	0	539
Grand Total	3,053	1,463	210	28	4	4,758

Amsterdam

Request Type	0-15 days	16-30 days	31-45 days	46-75 days	76+ days	Total
New Apartment	27	3	3	0	0	33
Ongoing Rent	10	9	1	0	0	20
Rent Increase	14	6	1	1	0	22
Establishment of Home	15	3	0	0	0	18
Immigration Status	9	1	0	0	0	10
Clothing	17	0	0	0	0	17
Client Share Rent Arrears	32	20	2	1	0	55
Miscellaneous	40	7	5	0	0	52
Work Opp & Trans Bens	22	14	0	0	0	36
Moving Expenses	5	0	1	0	0	6
Storage Fees	26	6	2	0	0	34
Subtotal	217	69	15	2	0	303

Brownsville

Request Type	0-15 days	16-30 days	31-45 days	46-75 days	76+ days	Total
New Apartment	32	8	1	0	0	41
Ongoing Rent	10	18	9	1	0	38
Rent Increase	13	22	9	8	2	54
Establishment of Home	4	1	1	0	0	6
Immigration Status	47	1	0	0	0	48
Clothing	10	2	1	0	0	13
Client Share Rent Arrears	73	31	11	1	0	116
Miscellaneous	59	16	5	0	1	81
Work Opp & Trans Bens	21	14	2	0	0	37
Moving Expenses	16	4	0	0	0	20
Storage Fees	63	23	6	2	0	94
Subtotal	348	140	45	12	3	548

Quarterly CBCFA Data: FY 17.2

Number of Days from Completed Application to Provision of Benefits

Coney Island

Request Type	0-15 days	16-30 days	31-45 days	46-75 days	76+ days	Total
New Apartment	10	6	0	0	0	16
Ongoing Rent	15	8	0	0	0	23
Rent Increase	65	16	2	0	0	83
Establishment of Home	7	1	0	0	0	8
Immigration Status	32	3	0	0	0	35
Clothing	5	1	0	0	0	6
Client Share Rent Arrears	38	13	2	0	0	53
Miscellaneous	31	4	0	0	0	35
Work Opp & Trans Bens	13	12	0	0	0	25
Moving Expenses	4	1	0	0	0	5
Storage Fees	10	1	0	0	0	11
Subtotal	230	66	4	0	0	300

Crotona

Request Type	0-15 days	16-30 days	31-45 days	46-75 days	76+ days	Total
New Apartment	14	21	0	1	0	36
Ongoing Rent	6	30	2	0	0	38
Rent Increase	15	78	4	0	0	97
Establishment of Home	14	12	0	0	0	26
Immigration Status	24	3	0	0	0	27
Clothing	23	2	0	0	0	25
Client Share Rent Arrears	62	70	2	0	0	134
Miscellaneous	58	26	1	0	0	85
Work Opp & Trans Bens	7	12	0	0	0	19
Moving Expenses	7	3	0	0	0	10
Storage Fees	35	14	0	0	0	49
Subtotal	265	271	9	1	0	546

Grand Concourse

Request Type	0-15 days	16-30 days	31-45 days	46-75 days	76+ days	Total
New Apartment	17	6	0	0	0	23
Ongoing Rent	14	17	7	1	0	39
Rent Increase	61	28	6	0	0	95
Establishment of Home	16	4	0	0	0	20
Immigration Status	22	1	0	0	0	23
Clothing	19	4	1	0	0	24
Client Share Rent Arrears	70	42	4	0	0	116
Miscellaneous	57	18	2	0	0	77
Work Opp & Trans Bens	19	16	4	0	0	39
Moving Expenses	2	0	0	0	0	2
Storage Fees	33	7	0	0	0	40
Subtotal	330	143	24	1	0	498

Quarterly CBCFA Data: FY 17.2

Number of Days from Completed Application to Provision of Benefits

Greenwood

Request Type	0-15 days	16-30 days	31-45 days	46-75 days	76+ days	Total
New Apartment	21	4	1	0	0	26
Ongoing Rent	0	18	1	0	0	19
Rent Increase	2	47	1	0	0	50
Establishment of Home	11	1	0	0	0	12
Immigration Status	33	2	0	0	0	35
Clothing	15	0	0	0	0	15
Client Share Rent Arrears	64	24	0	0	0	88
Miscellaneous	59	13	0	0	0	72
Work Opp & Trans Bens	21	13	0	0	0	34
Moving Expenses	8	5	0	0	0	13
Storage Fees	42	5	0	0	0	47
Subtotal	276	132	3	0	0	411

Hamilton

Request Type	0-15 days	16-30 days	31-45 days	46-75 days	76+ days	Total
New Apartment	17	8	3	0	0	28
Ongoing Rent	2	1	0	0	0	3
Rent Increase	2	2	2	1	0	7
Establishment of Home	11	8	2	0	0	21
Immigration Status	14	0	0	0	0	14
Clothing	4	0	5	1	0	10
Client Share Rent Arrears	32	27	4	4	0	67
Miscellaneous	22	8	3	1	0	34
Work Opp & Trans Bens	12	3	2	0	0	17
Moving Expenses	4	0	1	0	0	5
Storage Fees	29	7	3	1	0	40
Subtotal	149	64	25	8	0	246

Housing Placement Unit

Request Type	0-15 days	16-30 days	31-45 days	46-75 days	76+ days	Total
New Apartment	38	2	3	2	0	45
Ongoing Rent	9	1	0	0	0	10
Rent Increase	0	0	0	0	0	0
Establishment of Home	0	0	0	0	0	0
Immigration Status	0	0	0	0	0	0
Clothing	2	0	0	0	0	2
Client Share Rent Arrears	0	0	0	0	0	0
Miscellaneous	43	0	0	0	0	43
Work Opp & Trans Bens	1	0	0	0	0	1
Moving Expenses	3	0	0	0	0	3
Storage Fees	26	2	0	1	0	29
Subtotal	122	5	3	3	0	133

Quarterly CBCFA Data: FY 17.2

Number of Days from Completed Application to Provision of Benefits

Jerome

Request Type	0-15 days	16-30 days	31-45 days	46-75 days	76+ days	Total
New Apartment	17	7	0	0	0	24
Ongoing Rent	3	7	1	0	0	11
Rent Increase	16	23	4	0	0	43
Establishment of Home	5	4	0	0	0	9
Immigration Status	18	0	0	0	0	18
Clothing	5	2	0	0	0	7
Client Share Rent Arrears	33	31	5	0	0	69
Miscellaneous	36	19	1	0	0	56
Work Opp & Trans Bens	27	8	3	0	0	38
Moving Expenses	4	1	0	0	0	5
Storage Fees	15	8	2	0	0	25
Subtotal	179	110	16	0	0	305

Kingsbridge

Request Type	0-15 days	16-30 days	31-45 days	46-75 days	76+ days	Total
New Apartment	29	15	1	0	0	45
Ongoing Rent	6	18	7	0	0	31
Rent Increase	39	77	21	0	0	137
Establishment of Home	16	8	1	0	0	25
Immigration Status	30	3	1	0	0	34
Clothing	18	10	1	0	0	29
Client Share Rent Arrears	112	94	6	0	0	212
Miscellaneous	86	45	2	0	0	133
Work Opp & Trans Bens	27	21	10	0	0	58
Moving Expenses	8	5	0	0	0	13
Storage Fees	49	12	4	0	0	65
Subtotal	420	308	54	0	0	782

Queensboro

Request Type	0-15 days	16-30 days	31-45 days	46-75 days	76+ days	Total
New Apartment	28	9	0	0	0	37
Ongoing Rent	19	9	1	0	0	29
Rent Increase	23	25	0	0	0	48
Establishment of Home	11	4	0	0	0	15
Immigration Status	69	8	0	0	0	77
Clothing	7	0	0	0	0	7
Client Share Rent Arrears	55	22	0	0	1	78
Miscellaneous	41	13	0	0	0	54
Work Opp & Trans Bens	13	3	0	0	0	16
Moving Expenses	8	1	0	0	0	9
Storage Fees	49	11	1	0	0	61
Subtotal	323	105	2	0	1	431

Quarterly CBCFA Data: FY 17.2

Number of Days from Completed Application to Provision of Benefits

Staten Island

Request Type	0-15 days	16-30 days	31-45 days	46-75 days	76+ days	Total
New Apartment	8	4	2	0	0	14
Ongoing Rent	3	0	0	0	0	3
Rent Increase	5	2	2	1	0	10
Establishment of Home	4	2	0	0	0	6
Immigration Status	14	1	0	0	0	15
Clothing	1	0	0	0	0	1
Client Share Rent Arrears	8	8	1	0	0	17
Miscellaneous	12	1	1	0	0	14
Work Opp & Trans Bens	10	4	3	0	0	17
Moving Expenses	3	0	0	0	0	3
Storage Fees	18	3	0	0	0	21
Subtotal	86	25	9	1	0	121

Waverly

Request Type	0-15 days	16-30 days	31-45 days	46-75 days	76+ days	Total
New Apartment	17	1	0	0	0	14
Ongoing Rent	7	6	0	0	0	18
Rent Increase	6	2	0	0	0	27
Establishment of Home	8	0	0	0	0	21
Immigration Status	9	0	1	0	0	9
Clothing	3	1	0	0	0	13
Client Share Rent Arrears	11	6	0	0	0	16
Miscellaneous	21	5	0	0	0	26
Work Opp & Trans Bens	3	2	0	0	0	5
Moving Expenses	2	0	0	0	0	2
Storage Fees	21	2	0	0	0	23
Subtotal	108	25	1	0	0	134

CBCFA Data: FY 17 Year to Date

Number of Days from Initial Request to Completed Application

Total for all Centers

Request Type	0-15 days	16-30 days	31-45 days	46-75 days	76+ days	Total
New Apartment	940	13	0	0	0	953
Ongoing Rent	1289	23	2	0	0	1314
Rent Increase	2641	24	2	1	0	2668
Establishment of Home	390	0	1	0	0	391
Immigration Status	729	12	1	0	1	743
Clothing	381	1	0	0	0	382
Client Share Rent Arrears	2734	37	1	0	0	2772
Miscellaneous	1810	10	2	0	0	1822
Work Opp & Trans Bens	815	11	1	0	0	827
Moving Expenses	218	2	1	0	0	221
Storage Fees	1090	9	0	0	1	1100
Grand Total	13037	142	11	1	2	13193

Amsterdam

Request Type	0-15 days	16-30 days	31-45 days	46-75 days	76+ days	Total
New Apartment	88	1	0	0	0	89
Ongoing Rent	125	4	0	0	0	129
Rent Increase	116	4	0	0	0	120
Establishment of Home	44	0	0	0	0	44
Immigration Status	26	1	0	0	0	27
Clothing	42	0	0	0	0	42
Client Share Rent Arrears	168	8	0	0	0	176
Miscellaneous	138	2	0	0	0	140
Work Opp & Trans Bens	74	3	1	0	0	78
Moving Expenses	14	0	0	0	0	14
Storage Fees	81	1	0	0	1	83
Subtotal	916	24	1	0	1	942

Brownsville

Request Type	0-15 days	16-30 days	31-45 days	46-75 days	76+ days	Total
New Apartment	130	5	0	0	0	135
Ongoing Rent	133	3	0	0	0	136
Rent Increase	320	2	0	0	0	322
Establishment of Home	22	0	0	0	0	22
Immigration Status	118	0	0	0	0	118
Clothing	36	0	0	0	0	36
Client Share Rent Arrears	303	4	0	0	0	307
Miscellaneous	203	0	1	0	0	204
Work Opp & Trans Bens	97	0	0	0	0	97
Moving Expenses	47	0	0	0	0	47
Storage Fees	206	1	0	0	0	207
Subtotal	1615	15	1	0	0	1631

CBCFA Data: FY 17 Year to Date

Number of Days from Initial Request to Completed Application

Coney Island

Request Type	0-15 days	16-30 days	31-45 days	46-75 days	76+ days	Total
New Apartment	42	0	0	0	0	42
Ongoing Rent	74	0	1	0	0	75
Rent Increase	186	1	0	0	0	187
Establishment of Home	18	0	0	0	0	18
Immigration Status	75	4	1	0	0	80
Clothing	18	0	0	0	0	18
Client Share Rent Arrears	126	1	0	0	0	127
Miscellaneous	83	0	0	0	0	83
Work Opp & Trans Bens	55	0	0	0	0	55
Moving Expenses	10	0	1	0	0	11
Storage Fees	25	0	0	0	0	25
Subtotal	712	6	3	0	0	721

Crotona

Request Type	0-15 days	16-30 days	31-45 days	46-75 days	76+ days	Total
New Apartment	75	0	0	0	0	75
Ongoing Rent	181	0	0	0	0	181
Rent Increase	284	0	0	1	0	285
Establishment of Home	45	0	0	0	0	45
Immigration Status	67	0	0	0	0	67
Clothing	49	0	0	0	0	49
Client Share Rent Arrears	345	1	0	0	0	346
Miscellaneous	185	0	0	0	0	185
Work Opp & Trans Bens	50	0	0	0	0	50
Moving Expenses	19	0	0	0	0	19
Storage Fees	91	0	0	0	0	91
Subtotal	1391	1	0	1	0	1393

Grand Concourse

Request Type	0-15 days	16-30 days	31-45 days	46-75 days	76+ days	Total
New Apartment	81	1	0	0	0	82
Ongoing Rent	112	2	1	0	0	115
Rent Increase	300	1	0	0	0	301
Establishment of Home	43	0	0	0	0	43
Immigration Status	50	0	0	0	0	50
Clothing	45	0	0	0	0	45
Client Share Rent Arrears	351	4	0	0	0	355
Miscellaneous	191	1	1	0	0	193
Work Opp & Trans Bens	104	1	0	0	0	105
Moving Expenses	13	0	0	0	0	13
Storage Fees	86	1	0	0	0	87
Subtotal	1376	11	2	0	0	1389

CBCFA Data: FY 17 Year to Date

Number of Days from Initial Request to Completed Application

Greenwood

Request Type	0-15 days	16-30 days	31-45 days	46-75 days	76+ days	Total
New Apartment	81	3	0	0	0	84
Ongoing Rent	114	1	0	0	0	115
Rent Increase	276	6	1	0	0	283
Establishment of Home	22	0	0	0	0	22
Immigration Status	66	1	0	0	0	67
Clothing	32	0	0	0	0	32
Client Share Rent Arrears	235	2	1	0	0	238
Miscellaneous	175	1	0	0	0	176
Work Opp & Trans Bens	97	1	0	0	0	98
Moving Expenses	33	0	0	0	0	33
Storage Fees	91	0	0	0	0	91
Subtotal	1222	15	2	0	0	1239

Hamilton

Request Type	0-15 days	16-30 days	31-45 days	46-75 days	76+ days	Total
New Apartment	54	0	0	0	0	54
Ongoing Rent	110	2	0	0	0	112
Rent Increase	144	2	0	0	0	146
Establishment of Home	39	0	0	0	0	39
Immigration Status	32	1	0	0	1	34
Clothing	30	1	0	0	0	31
Client Share Rent Arrears	186	4	0	0	0	190
Miscellaneous	112	0	0	0	0	112
Work Opp & Trans Bens	44	4	0	0	0	48
Moving Expenses	12	0	0	0	0	12
Storage Fees	76	0	0	0	0	76
Subtotal	839	14	0	0	1	854

Housing Placement Unit

Request Type	0-15 days	16-30 days	31-45 days	46-75 days	76+ days	Total
New Apartment	82	0	0	0	0	82
Ongoing Rent	3	0	0	0	0	3
Rent Increase	0	0	0	0	0	0
Establishment of Home	12	0	0	0	0	12
Immigration Status	1	0	0	0	0	1
Clothing	6	0	0	0	0	6
Client Share Rent Arrears	1	0	0	0	0	1
Miscellaneous	90	1	0	0	0	91
Work Opp & Trans Bens	6	0	0	0	0	6
Moving Expenses	7	1	0	0	0	8
Storage Fees	53	1	0	0	0	54
Subtotal	261	3	0	0	0	264

CBCFA Data: FY 17 Year to Date

Number of Days from Initial Request to Completed Application

Jerome

Request Type	0-15 days	16-30 days	31-45 days	46-75 days	76+ days	Total
New Apartment	47	1	0	0	0	48
Ongoing Rent	50	1	0	0	0	51
Rent Increase	178	1	0	0	0	179
Establishment of Home	22	0	0	0	0	22
Immigration Status	33	0	0	0	0	33
Clothing	14	0	0	0	0	14
Client Share Rent Arrears	179	3	0	0	0	182
Miscellaneous	122	1	0	0	0	123
Work Opp & Trans Bens	71	0	0	0	0	71
Moving Expenses	10	0	0	0	0	10
Storage Fees	60	0	0	0	0	60
Subtotal	786	7	0	0	0	793

Kingsbridge

Request Type	0-15 days	16-30 days	31-45 days	46-75 days	76+ days	Total
New Apartment	97	0	0	0	0	97
Ongoing Rent	125	0	0	0	0	125
Rent Increase	459	2	1	0	0	462
Establishment of Home	42	0	0	0	0	42
Immigration Status	81	0	0	0	0	81
Clothing	66	0	0	0	0	66
Client Share Rent Arrears	509	0	0	0	0	509
Miscellaneous	299	1	0	0	0	300
Work Opp & Trans Bens	121	0	0	0	0	121
Moving Expenses	27	0	0	0	0	27
Storage Fees	117	0	0	0	0	117
Subtotal	1943	3	1	0	0	1947

Queensboro

Request Type	0-15 days	16-30 days	31-45 days	46-75 days	76+ days	Total
New Apartment	77	1	0	0	0	78
Ongoing Rent	161	6	0	0	0	167
Rent Increase	265	4	0	0	0	269
Establishment of Home	34	0	0	0	0	34
Immigration Status	134	5	0	0	0	139
Clothing	20	0	0	0	0	20
Client Share Rent Arrears	215	8	0	0	0	223
Miscellaneous	135	1	0	0	0	136
Work Opp & Trans Bens	42	0	0	0	0	42
Moving Expenses	15	1	0	0	0	16
Storage Fees	122	4	0	0	0	126
Subtotal	1220	30	0	0	0	1250

CBCFA Data: FY 17 Year to Date

Number of Days from Initial Request to Completed Application

Staten Island

Request Type	0-15 days	16-30 days	31-45 days	46-75 days	76+ days	Total
New Apartment	35	0	0	0	0	35
Ongoing Rent	35	0	0	0	0	35
Rent Increase	60	0	0	0	0	60
Establishment of Home	18	0	0	0	0	18
Immigration Status	23	0	0	0	0	23
Clothing	5	0	0	0	0	5
Client Share Rent Arrears	47	0	0	0	0	47
Miscellaneous	29	1	0	0	0	30
Work Opp & Trans Bens	45	0	0	0	0	45
Moving Expenses	4	0	0	0	0	4
Storage Fees	37	0	0	0	0	37
Subtotal	338	1	0	0	0	339

Waverly

Request Type	0-15 days	16-30 days	31-45 days	46-75 days	76+ days	Total
New Apartment	51	1	0	0	0	52
Ongoing Rent	66	4	0	0	0	70
Rent Increase	53	1	0	0	0	54
Establishment of Home	29	0	0	0	0	29
Immigration Status	23	0	0	0	0	23
Clothing	18	0	0	0	0	18
Client Share Rent Arrears	69	2	0	0	0	71
Miscellaneous	48	1	0	0	0	49
Work Opp & Trans Bens	9	2	0	0	0	11
Moving Expenses	7	0	0	0	0	7
Storage Fees	45	1	0	0	0	46
Subtotal	418	12	0	0	0	430

CBCFA Data: FY 17 Year to Date**Number of Days from Completed Application to Approval or Denial****Total for all Centers**

Request Type	0-15 days	16-30 days	31-45 days	46-75 days	76+ days	Total
New Apartment	907	46	2	1	1	957
Ongoing Rent	1,193	103	5	0	0	1,301
Rent Increase	2,531	144	5	1	0	2,681
Establishment of Home	364	24	0	0	0	388
Immigration Status	702	54	1	0	0	757
Clothing	377	8	0	0	0	385
Client Share Rent Arrears	2,510	256	3	1	0	2,770
Miscellaneous	1,751	78	3	1	1	1,834
Work Opp & Trans Bens	725	102	3	0	0	830
Moving Expenses	214	11	0	0	0	225
Storage Fees	1,051	29	0	0	1	1,081
Grand Total	12,325	855	22	4	3	13,209

Amsterdam

Request Type	0-15 days	16-30 days	31-45 days	46-75 days	76+ days	Total
New Apartment	83	2	2	0	1	88
Ongoing Rent	120	7	1	0	0	128
Rent Increase	110	9	1	0	0	120
Establishment of Home	40	2	0	0	0	42
Immigration Status	27	3	0	0	0	30
Clothing	44	0	0	0	0	44
Client Share Rent Arrears	150	20	0	0	0	170
Miscellaneous	137	4	0	0	0	141
Work Opp & Trans Bens	64	11	0	0	0	75
Moving Expenses	15	0	0	0	0	15
Storage Fees	82	1	0	0	0	83
Subtotal	872	59	4	0	1	936

Brownsville

Request Type	0-15 days	16-30 days	31-45 days	46-75 days	76+ days	Total
New Apartment	133	6	0	0	0	139
Ongoing Rent	118	15	0	0	0	133
Rent Increase	286	23	1	0	0	310
Establishment of Home	18	3	0	0	0	21
Immigration Status	107	6	0	0	0	113
Clothing	33	0	0	0	0	33
Client Share Rent Arrears	253	32	0	0	0	285
Miscellaneous	193	9	0	0	1	203
Work Opp & Trans Bens	86	14	1	0	0	101
Moving Expenses	46	3	0	0	0	49
Storage Fees	200	3	0	0	0	203
Subtotal	1,473	114	2	0	1	1,590

CBCFA Data: FY 17 Year to Date

Number of Days from Completed Application Approval or Denial

Coney Island

Request Type	0-15 days	16-30 days	31-45 days	46-75 days	76+ days	Total
New Apartment	41	0	0	0	0	41
Ongoing Rent	73	3	0	0	0	76
Rent Increase	181	4	1	0	0	186
Establishment of Home	17	0	0	0	0	17
Immigration Status	75	6	0	0	0	81
Clothing	18	0	0	0	0	18
Client Share Rent Arrears	125	6	1	0	0	132
Miscellaneous	79	0	0	0	0	79
Work Opp & Trans Bens	54	2	0	0	0	56
Moving Expenses	10	0	0	0	0	10
Storage Fees	24	1	0	0	0	25
Subtotal	697	22	2	0	0	721

Crotona

Request Type	0-15 days	16-30 days	31-45 days	46-75 days	76+ days	Total
New Apartment	75	3	0	0	0	78
Ongoing Rent	173	6	0	0	0	179
Rent Increase	278	8	0	0	0	286
Establishment of Home	46	2	0	0	0	48
Immigration Status	66	3	0	0	0	69
Clothing	50	1	0	0	0	51
Client Share Rent Arrears	323	24	0	0	0	347
Miscellaneous	182	4	0	0	0	186
Work Opp & Trans Bens	48	3	0	0	0	51
Moving Expenses	19	0	0	0	0	19
Storage Fees	88	0	0	0	0	88
Subtotal	1,348	54	0	0	0	1,402

Grand Concourse

Request Type	0-15 days	16-30 days	31-45 days	46-75 days	76+ days	Total
New Apartment	70	8	0	1	0	79
Ongoing Rent	94	17	0	0	0	111
Rent Increase	275	33	1	0	0	309
Establishment of Home	36	4	0	0	0	40
Immigration Status	45	3	0	0	0	48
Clothing	43	1	0	0	0	44
Client Share Rent Arrears	293	63	1	0	0	357
Miscellaneous	174	24	0	0	0	198
Work Opp & Trans Bens	83	18	2	0	0	103
Moving Expenses	12	1	0	0	0	13
Storage Fees	75	8	0	0	0	83
Subtotal	1,200	180	4	1	0	1,385

CBCFA Data: FY 17 Year to Date

Number of Days from Completed Application Approval or Denial

Greenwood

Request Type	0-15 days	16-30 days	31-45 days	46-75 days	76+ days	Total
New Apartment	83	2	0	0	0	85
Ongoing Rent	104	7	0	0	0	111
Rent Increase	274	10	0	0	0	284
Establishment of Home	20	2	0	0	0	22
Immigration Status	65	2	0	0	0	67
Clothing	33	1	0	0	0	34
Client Share Rent Arrears	230	9	0	0	0	239
Miscellaneous	171	4	0	0	0	175
Work Opp & Trans Bens	83	14	0	0	0	97
Moving Expenses	33	2	0	0	0	35
Storage Fees	89	2	0	0	0	91
Subtotal	1,185	55	0	0	0	1,240

Hamilton

Request Type	0-15 days	16-30 days	31-45 days	46-75 days	76+ days	Total
New Apartment	55	3	0	0	0	58
Ongoing Rent	106	8	1	0	0	115
Rent Increase	134	10	1	0	0	145
Establishment of Home	36	3	0	0	0	39
Immigration Status	32	3	0	0	0	35
Clothing	30	2	0	0	0	32
Client Share Rent Arrears	169	24	0	0	0	193
Miscellaneous	111	4	0	1	0	116
Work Opp & Trans Bens	42	7	0	0	0	49
Moving Expenses	12	0	0	0	0	12
Storage Fees	72	2	0	0	0	74
Subtotal	799	66	2	1	0	868

Housing Placement Unit

Request Type	0-15 days	16-30 days	31-45 days	46-75 days	76+ days	Total
New Apartment	78	2	0	0	0	80
Ongoing Rent	2	0	1	0	0	3
Rent Increase	0	0	0	0	0	0
Establishment of Home	12	0	0	0	0	12
Immigration Status	1	0	0	0	0	1
Clothing	7	0	0	0	0	7
Client Share Rent Arrears	1	0	0	0	0	1
Miscellaneous	89	0	2	0	0	91
Work Opp & Trans Bens	6	0	0	0	0	6
Moving Expenses	8	0	0	0	0	8
Storage Fees	54	0	0	0	0	54
Subtotal	258	2	3	0	0	263

CBCFA Data: FY 17 Year to Date

Number of Days from Completed Application Approval or Denial

Jerome

Request Type	0-15 days	16-30 days	31-45 days	46-75 days	76+ days	Total
New Apartment	48	4	0	0	0	52
Ongoing Rent	48	4	0	0	0	52
Rent Increase	175	6	0	0	0	181
Establishment of Home	22	3	0	0	0	25
Immigration Status	29	7	0	0	0	36
Clothing	14	0	0	0	0	14
Client Share Rent Arrears	166	13	0	0	0	179
Miscellaneous	121	2	0	0	0	123
Work Opp & Trans Bens	68	6	0	0	0	74
Moving Expenses	9	1	0	0	0	10
Storage Fees	53	5	0	0	0	58
Subtotal	753	51	0	0	0	804

Kingsbridge

Request Type	0-15 days	16-30 days	31-45 days	46-75 days	76+ days	Total
New Apartment	88	9	0	0	0	97
Ongoing Rent	118	9	0	0	0	127
Rent Increase	448	18	0	1	0	467
Establishment of Home	39	3	0	0	0	42
Immigration Status	77	6	0	0	0	83
Clothing	63	2	0	0	0	65
Client Share Rent Arrears	481	37	1	1	0	520
Miscellaneous	281	18	0	0	0	299
Work Opp & Trans Bens	104	17	0	0	0	121
Moving Expenses	27	1	0	0	0	28
Storage Fees	113	2	0	0	0	115
Subtotal	1,839	122	1	2	0	1,964

Queensboro

Request Type	0-15 days	16-30 days	31-45 days	46-75 days	76+ days	Total
New Apartment	78	2	0	0	0	80
Ongoing Rent	150	13	0	0	0	163
Rent Increase	266	8	0	0	0	274
Establishment of Home	34	2	0	0	0	36
Immigration Status	135	13	1	0	0	149
Clothing	20	0	0	0	0	20
Client Share Rent Arrears	213	12	0	0	0	225
Miscellaneous	137	6	0	0	0	143
Work Opp & Trans Bens	38	4	0	0	0	42
Moving Expenses	14	1	0	0	0	15
Storage Fees	123	1	0	0	0	124
Subtotal	1,208	62	1	0	0	1,271

CBCFA Data: FY 17 Year to Date**Number of Days from Completed Application Approval or Denial****Staten Island**

Request Type	0-15 days	16-30 days	31-45 days	46-75 days	76+ days	Total
New Apartment	32	2	0	0	0	34
Ongoing Rent	30	3	0	0	0	33
Rent Increase	56	5	0	0	0	61
Establishment of Home	18	0	0	0	0	18
Immigration Status	21	1	0	0	0	22
Clothing	3	0	0	0	0	3
Client Share Rent Arrears	44	5	0	0	0	49
Miscellaneous	28	1	0	0	0	29
Work Opp & Trans Bens	42	3	0	0	0	45
Moving Expenses	4	0	0	0	0	4
Storage Fees	35	1	0	0	1	37
Subtotal	313	21	0	0	1	335

Waverly

Request Type	0-15 days	16-30 days	31-45 days	46-75 days	76+ days	Total
New Apartment	43	3	0	0	0	46
Ongoing Rent	57	11	2	0	0	70
Rent Increase	48	10	0	0	0	58
Establishment of Home	26	0	0	0	0	26
Immigration Status	22	1	0	0	0	23
Clothing	19	1	0	0	0	20
Client Share Rent Arrears	62	11	0	0	0	73
Miscellaneous	48	2	1	0	0	51
Work Opp & Trans Bens	7	3	0	0	0	10
Moving Expenses	5	2	0	0	0	7
Storage Fees	43	3	0	0	0	46
Subtotal	380	47	3	0	0	430

CBCFA Data: FY 17 Year to Date

Number of Days from Approval to Provision of Benefits

Total for all Centers

Request Type	0-15 days	16-30 days	31-45 days	46-75 days	76+ days	Total
New Apartment	623	73	6	3	1	706
Ongoing Rent	344	135	17	0	0	496
Rent Increase	971	393	40	9	2	1,415
Establishment of Home	303	22	0	0	0	325
Immigration Status	651	11	0	0	0	662
Clothing	280	25	5	3	0	313
Client Share Rent Arrears	1,823	266	14	7	1	2,111
Miscellaneous	1,416	156	6	1	0	1,579
Work Opp & Trans Bens	495	128	12	3	1	639
Moving Expenses	174	17	2	1	0	194
Storage Fees	864	94	13	3	0	974
Grand Total	7,944	1,320	115	30	5	9,414

Amsterdam

Request Type	0-15 days	16-30 days	31-45 days	46-75 days	76+ days	Total
New Apartment	59	6	1	0	0	66
Ongoing Rent	31	7	1	0	0	39
Rent Increase	36	7	0	1	0	44
Establishment of Home	34	1	0	0	0	35
Immigration Status	23	0	0	0	0	23
Clothing	34	2	0	0	0	36
Client Share Rent Arrears	82	9	1	1	0	93
Miscellaneous	104	10	0	0	0	114
Work Opp & Trans Bens	50	12	0	0	0	62
Moving Expenses	10	1	1	0	0	12
Storage Fees	69	3	1	0	0	73
Subtotal	532	58	5	2	0	597

Brownsville

Request Type	0-15 days	16-30 days	31-45 days	46-75 days	76+ days	Total
New Apartment	73	7	0	0	1	81
Ongoing Rent	36	16	4	0	0	56
Rent Increase	86	33	10	4	2	135
Establishment of Home	11	1	0	0	0	12
Immigration Status	100	1	0	0	0	101
Clothing	29	3	0	0	0	32
Client Share Rent Arrears	177	26	1	1	0	205
Miscellaneous	154	22	2	0	0	178
Work Opp & Trans Bens	61	16	1	0	0	78
Moving Expenses	38	3	0	0	0	41
Storage Fees	158	27	5	2	0	192
Subtotal	923	155	23	7	3	1,111

CBCFA Data: FY 17 Year to Date

Number of Days from Approval to Provision of Benefits

Coney Island

Request Type	0-15 days	16-30 days	31-45 days	46-75 days	76+ days	Total
New Apartment	26	5	0	0	0	31
Ongoing Rent	33	6	0	0	0	39
Rent Increase	124	25	0	0	0	149
Establishment of Home	14	1	0	0	0	15
Immigration Status	66	1	0	0	0	67
Clothing	10	1	0	0	0	11
Client Share Rent Arrears	92	5	0	0	0	97
Miscellaneous	63	9	0	0	0	72
Work Opp & Trans Bens	36	10	0	0	0	46
Moving Expenses	9	1	0	0	0	10
Storage Fees	21	2	0	0	0	23
Subtotal	494	66	0	0	0	560

Crotona

Request Type	0-15 days	16-30 days	31-45 days	46-75 days	76+ days	Total
New Apartment	47	14	0	0	0	61
Ongoing Rent	44	26	1	0	0	71
Rent Increase	107	66	0	0	0	173
Establishment of Home	37	6	0	0	0	43
Immigration Status	59	1	0	0	0	60
Clothing	37	3	0	0	0	40
Client Share Rent Arrears	240	41	0	0	0	281
Miscellaneous	135	19	0	0	0	154
Work Opp & Trans Bens	28	11	0	0	0	39
Moving Expenses	14	2	0	0	0	16
Storage Fees	69	9	0	0	0	78
Subtotal	817	198	1	0	0	1,016

Grand Concourse

Request Type	0-15 days	16-30 days	31-45 days	46-75 days	76+ days	Total
New Apartment	41	9	0	1	0	51
Ongoing Rent	43	14	8	0	0	65
Rent Increase	205	28	2	0	0	235
Establishment of Home	30	1	0	0	0	31
Immigration Status	42	1	0	0	0	43
Clothing	33	1	0	0	0	34
Client Share Rent Arrears	273	15	1	0	0	289
Miscellaneous	165	2	0	0	0	167
Work Opp & Trans Bens	48	16	1	1	0	66
Moving Expenses	10	0	0	0	0	10
Storage Fees	67	1	0	0	0	68
Subtotal	957	88	12	2	0	1,059

CBCFA Data: FY 17 Year to Date

Number of Days from Approval to Provision of Benefits

Greenwood

Request Type	0-15 days	16-30 days	31-45 days	46-75 days	76+ days	Total
New Apartment	52	3	0	0	0	55
Ongoing Rent	19	15	0	0	0	34
Rent Increase	39	64	0	0	0	103
Establishment of Home	15	2	0	0	0	17
Immigration Status	59	0	0	0	0	59
Clothing	28	0	0	0	0	28
Client Share Rent Arrears	162	17	0	0	0	179
Miscellaneous	134	17	0	0	0	151
Work Opp & Trans Bens	56	15	0	0	0	71
Moving Expenses	28	2	0	0	0	30
Storage Fees	72	8	0	0	0	80
Subtotal	664	143	0	0	0	807

Hamilton

Request Type	0-15 days	16-30 days	31-45 days	46-75 days	76+ days	Total
New Apartment	38	6	1	0	0	45
Ongoing Rent	9	4	2	0	0	15
Rent Increase	6	4	9	1	0	20
Establishment of Home	29	6	0	0	0	35
Immigration Status	29	0	0	0	0	29
Clothing	16	2	5	3	0	26
Client Share Rent Arrears	113	20	8	5	0	146
Miscellaneous	72	6	3	1	0	82
Work Opp & Trans Bens	29	3	3	2	0	37
Moving Expenses	10	0	1	1	0	12
Storage Fees	55	9	4	0	0	68
Subtotal	406	60	36	13	0	515

Housing Placement Unit

Request Type	0-15 days	16-30 days	31-45 days	46-75 days	76+ days	Total
New Apartment	65	1	2	2	0	70
Ongoing Rent	0	1	0	0	0	1
Rent Increase	0	0	0	0	0	0
Establishment of Home	12	0	0	0	0	12
Immigration Status	0	0	0	0	0	0
Clothing	5	0	0	0	0	5
Client Share Rent Arrears	0	0	0	0	0	0
Miscellaneous	82	0	0	0	0	82
Work Opp & Trans Bens	1	0	0	0	0	1
Moving Expenses	8	0	0	0	0	8
Storage Fees	46	2	0	1	0	49
Subtotal	219	4	2	3	0	228

CBCFA Data: FY 17 Year to Date

Number of Days from Approval to Provision of Benefits

Jerome

Request Type	0-15 days	16-30 days	31-45 days	46-75 days	76+ days	Total
New Apartment	42	2	0	0	0	44
Ongoing Rent	19	3	0	0	0	22
Rent Increase	70	17	3	0	0	90
Establishment of Home	21	1	0	0	0	22
Immigration Status	30	0	0	0	0	30
Clothing	11	2	0	0	0	13
Client Share Rent Arrears	132	22	2	0	0	156
Miscellaneous	104	16	0	0	0	120
Work Opp & Trans Bens	62	5	3	0	1	71
Moving Expenses	8	0	0	0	0	8
Storage Fees	43	6	0	0	0	49
Subtotal	542	74	8	0	1	625

Kingsbridge

Request Type	0-15 days	16-30 days	31-45 days	46-75 days	76+ days	Total
New Apartment	61	14	0	0	0	75
Ongoing Rent	34	31	1	0	0	66
Rent Increase	183	121	12	3	0	319
Establishment of Home	37	3	0	0	0	40
Immigration Status	71	5	0	0	0	76
Clothing	45	7	0	0	0	52
Client Share Rent Arrears	317	96	1	0	0	414
Miscellaneous	226	41	1	0	0	268
Work Opp & Trans Bens	76	27	1	0	0	104
Moving Expenses	17	6	0	0	0	23
Storage Fees	93	10	1	0	0	104
Subtotal	1160	361	17	3	0	1,541

Queensboro

Request Type	0-15 days	16-30 days	31-45 days	46-75 days	76+ days	Total
New Apartment	69	3	0	0	0	72
Ongoing Rent	54	8	0	0	0	62
Rent Increase	89	22	2	0	0	113
Establishment of Home	33	0	0	0	0	33
Immigration Status	133	1	0	0	0	134
Clothing	17	3	0	0	0	20
Client Share Rent Arrears	167	13	0	0	1	181
Miscellaneous	116	13	0	0	0	129
Work Opp & Trans Bens	25	4	0	0	0	29
Moving Expenses	13	2	0	0	0	15
Storage Fees	99	16	2	0	0	117
Subtotal	815	85	4	0	1	905

CBCFA Data: FY 17 Year to Date

Number of Days from Approval to Provision of Benefits

Staten Island

Request Type	0-15 days	16-30 days	31-45 days	46-75 days	76+ days	Total
New Apartment	16	3	2	0	0	21
Ongoing Rent	6	2	0	0	0	8
Rent Increase	10	5	2	0	0	17
Establishment of Home	9	0	0	0	0	9
Immigration Status	20	0	0	0	0	20
Clothing	2	0	0	0	0	2
Client Share Rent Arrears	34	2	0	0	0	36
Miscellaneous	26	1	0	0	0	27
Work Opp & Trans Bens	17	8	2	0	0	27
Moving Expenses	4	0	0	0	0	4
Storage Fees	34	1	0	0	0	35
Subtotal	178	22	6	0	0	206

Waverly

Request Type	0-15 days	16-30 days	31-45 days	46-75 days	76+ days	Total
New Apartment	34	0	0	0	0	34
Ongoing Rent	16	2	0	0	0	18
Rent Increase	16	1	0	0	0	17
Establishment of Home	21	0	0	0	0	21
Immigration Status	19	1	0	0	0	20
Clothing	13	1	0	0	0	14
Client Share Rent Arrears	34	0	0	0	0	34
Miscellaneous	35	0	0	0	0	35
Work Opp & Trans Bens	6	1	1	0	0	8
Moving Expenses	5	0	0	0	0	5
Storage Fees	38	0	0	0	0	38
Subtotal	237	6	1	0	0	244

CBCFA Data: FY 17 Year to Date

Number of Days from Completed Application to Provision of Benefits

Total for all Centers

Request Type	0-15 days	16-30 days	31-45 days	46-75 days	76+ days	Total
New Apartment	485	206	19	4	1	715
Ongoing Rent	186	264	42	4	0	496
Rent Increase	621	675	105	15	3	1,419
Establishment of Home	219	104	4	0	0	327
Immigration Status	597	64	2	0	0	663
Clothing	256	45	10	3	0	314
Client Share Rent Arrears	1,246	799	70	11	1	2,127
Miscellaneous	1,190	356	34	2	1	1,583
Work Opp & Trans Bens	345	247	47	6	1	646
Moving Expenses	153	38	2	1	0	194
Storage Fees	758	187	25	5	1	976
Grand Total	6,056	2,985	360	51	8	9,460

Amsterdam

Request Type	0-15 days	16-30 days	31-45 days	46-75 days	76+ days	Total
New Apartment	53	9	4	0	0	66
Ongoing Rent	20	18	3	0	0	41
Rent Increase	27	14	3	1	0	45
Establishment of Home	30	7	0	0	0	37
Immigration Status	21	2	0	0	0	23
Clothing	33	3	0	0	0	36
Client Share Rent Arrears	58	30	4	1	0	93
Miscellaneous	93	18	5	0	0	116
Work Opp & Trans Bens	42	17	1	2	0	62
Moving Expenses	9	2	1	0	0	12
Storage Fees	57	13	2	0	0	72
Subtotal	443	133	23	4	0	603

Brownsville

Request Type	0-15 days	16-30 days	31-45 days	46-75 days	76+ days	Total
New Apartment	57	24	2	0	1	84
Ongoing Rent	19	26	10	1	0	56
Rent Increase	63	52	13	8	2	138
Establishment of Home	7	4	1	0	0	12
Immigration Status	97	6	0	0	0	103
Clothing	27	4	1	0	0	32
Client Share Rent Arrears	133	58	15	1	0	207
Miscellaneous	134	36	7	0	1	178
Work Opp & Trans Bens	44	28	8	1	0	81
Moving Expenses	33	8	0	0	0	41
Storage Fees	137	46	8	2	0	193
Subtotal	751	292	65	13	4	1,125

CBCFA Data: FY 17 Year to Date

Number of Days from Completed Application to Provision of Benefits

Coney Island

Request Type	0-15 days	16-30 days	31-45 days	46-75 days	76+ days	Total
New Apartment	21	10	0	0	0	31
Ongoing Rent	25	13	0	0	0	38
Rent Increase	112	32	4	0	0	148
Establishment of Home	13	2	0	0	0	15
Immigration Status	59	8	0	0	0	67
Clothing	10	1	0	0	0	11
Client Share Rent Arrears	77	20	2	0	0	99
Miscellaneous	59	12	0	0	0	71
Work Opp & Trans Bens	25	21	0	0	0	46
Moving Expenses	7	2	0	0	0	9
Storage Fees	21	2	0	0	0	23
Subtotal	429	123	6	0	0	558

Crotona

Request Type	0-15 days	16-30 days	31-45 days	46-75 days	76+ days	Total
New Apartment	29	31	0	1	0	61
Ongoing Rent	14	54	2	0	0	70
Rent Increase	36	133	4	0	0	173
Establishment of Home	23	20	0	0	0	43
Immigration Status	56	4	0	0	0	60
Clothing	35	5	0	0	0	40
Client Share Rent Arrears	133	144	2	0	0	279
Miscellaneous	108	45	1	0	0	154
Work Opp & Trans Bens	13	26	0	0	0	39
Moving Expenses	12	4	0	0	0	16
Storage Fees	58	20	0	0	0	78
Subtotal	517	486	9	1	0	1,013

Grand Concourse

Request Type	0-15 days	16-30 days	31-45 days	46-75 days	76+ days	Total
New Apartment	28	24	0	1	0	53
Ongoing Rent	20	32	10	3	0	65
Rent Increase	134	85	17	0	0	236
Establishment of Home	20	11	0	0	0	31
Immigration Status	37	5	0	0	0	42
Clothing	28	5	1	0	0	34
Client Share Rent Arrears	173	108	11	0	0	292
Miscellaneous	123	43	2	0	0	168
Work Opp & Trans Bens	30	27	8	1	0	66
Moving Expenses	8	2	0	0	0	10
Storage Fees	50	17	0	0	0	67
Subtotal	651	359	49	5	0	1,064

CBCFA Data: FY 17 Year to Date

Number of Days from Completed Application to Provision of Benefits

Greenwood

Request Type	0-15 days	16-30 days	31-45 days	46-75 days	76+ days	Total
New Apartment	40	14	1	0	0	55
Ongoing Rent	5	28	1	0	0	34
Rent Increase	18	81	4	0	0	103
Establishment of Home	14	3	0	0	0	17
Immigration Status	56	3	0	0	0	59
Clothing	26	2	0	0	0	28
Client Share Rent Arrears	135	44	1	0	0	180
Miscellaneous	123	29	0	0	0	152
Work Opp & Trans Bens	35	36	0	0	0	71
Moving Expenses	25	6	0	0	0	31
Storage Fees	67	14	1	0	0	82
Subtotal	544	260	8	0	0	812

Hamilton

Request Type	0-15 days	16-30 days	31-45 days	46-75 days	76+ days	Total
New Apartment	28	13	4	0	0	45
Ongoing Rent	4	8	3	0	0	15
Rent Increase	4	5	9	2	1	21
Establishment of Home	22	11	2	0	0	35
Immigration Status	27	1	0	0	0	28
Clothing	15	1	7	3	0	26
Client Share Rent Arrears	67	57	13	9	0	146
Miscellaneous	58	16	7	1	0	82
Work Opp & Trans Bens	23	7	5	2	0	37
Moving Expenses	10	0	1	1	0	12
Storage Fees	52	10	6	1	0	69
Subtotal	310	129	57	19	1	516

Housing Placement Unit

Request Type	0-15 days	16-30 days	31-45 days	46-75 days	76+ days	Total
New Apartment	62	2	4	2	0	70
Ongoing Rent	0	1	0	0	0	1
Rent Increase	0	0	0	0	0	0
Establishment of Home	11	1	0	0	0	12
Immigration Status	0	0	0	0	0	0
Clothing	5	0	0	0	0	5
Client Share Rent Arrears	0	0	0	0	0	0
Miscellaneous	79	0	2	0	0	81
Work Opp & Trans Bens	1	0	0	0	0	1
Moving Expenses	8	0	0	0	0	8
Storage Fees	46	2	0	1	0	49
Subtotal	212	6	6	3	0	227

CBCFA Data: FY 17 Year to Date

Number of Days from Completed Application to Provision of Benefits

Jerome

Request Type	0-15 days	16-30 days	31-45 days	46-75 days	76+ days	Total
New Apartment	26	18	0	0	0	44
Ongoing Rent	9	12	1	0	0	22
Rent Increase	38	47	6	0	0	91
Establishment of Home	12	10	0	0	0	22
Immigration Status	24	6	0	0	0	30
Clothing	9	4	0	0	0	13
Client Share Rent Arrears	83	65	7	0	0	155
Miscellaneous	80	39	3	0	0	122
Work Opp & Trans Bens	47	19	5	0	1	72
Moving Expenses	7	1	0	0	0	8
Storage Fees	35	12	2	0	0	49
Subtotal	370	233	24	0	1	628

Kingsbridge

Request Type	0-15 days	16-30 days	31-45 days	46-75 days	76+ days	Total
New Apartment	48	29	2	0	0	79
Ongoing Rent	19	38	9	0	0	66
Rent Increase	110	165	39	3	0	317
Establishment of Home	24	15	1	0	0	40
Immigration Status	64	12	1	0	0	77
Clothing	36	16	1	0	0	53
Client Share Rent Arrears	210	204	10	0	0	424
Miscellaneous	184	78	6	1	0	269
Work Opp & Trans Bens	48	43	16	0	0	107
Moving Expenses	15	8	0	0	0	23
Storage Fees	77	23	4	0	0	104
Subtotal	835	631	89	4	0	1,559

Queensboro

Request Type	0-15 days	16-30 days	31-45 days	46-75 days	76+ days	Total
New Apartment	51	21	0	0	0	72
Ongoing Rent	37	23	2	0	0	62
Rent Increase	58	51	4	0	0	113
Establishment of Home	20	13	0	0	0	33
Immigration Status	119	15	0	0	0	134
Clothing	17	3	0	0	0	20
Client Share Rent Arrears	134	43	4	0	1	182
Miscellaneous	96	33	0	0	0	129
Work Opp & Trans Bens	19	10	0	0	0	29
Moving Expenses	10	5	0	0	0	15
Storage Fees	94	21	1	1	0	117
Subtotal	655	238	11	1	1	906

CBCFA Data: FY 17 Year to Date

Number of Days from Completed Application to Provision of Benefits

Staten Island

Request Type	0-15 days	16-30 days	31-45 days	46-75 days	76+ days	Total
New Apartment	11	8	2	0	0	21
Ongoing Rent	4	3	1	0	0	8
Rent Increase	9	5	2	1	0	17
Establishment of Home	4	5	0	0	0	9
Immigration Status	19	1	0	0	0	20
Clothing	2	0	0	0	0	2
Client Share Rent Arrears	21	14	1	0	0	36
Miscellaneous	23	2	1	0	0	26
Work Opp & Trans Bens	14	10	3	0	0	27
Moving Expenses	4	0	0	0	0	4
Storage Fees	30	4	0	0	1	35
Subtotal	141	52	10	1	1	205

Waverly

Request Type	0-15 days	16-30 days	31-45 days	46-75 days	76+ days	Total
New Apartment	31	3	0	0	0	14
Ongoing Rent	10	8	0	0	0	18
Rent Increase	12	5	0	0	0	27
Establishment of Home	19	2	0	0	0	21
Immigration Status	18	1	1	0	0	9
Clothing	13	1	0	0	0	13
Client Share Rent Arrears	22	12	0	0	0	16
Miscellaneous	30	5	0	0	0	35
Work Opp & Trans Bens	4	3	1	0	0	8
Moving Expenses	5	0	0	0	0	5
Storage Fees	34	3	1	0	0	38
Subtotal	198	43	3	0	0	244

HOUSING SERVICES

	Active Cases @ FY 17.2 End	Capacity (units)	Capacity (%)
<u>Emergency Housing Occupancy</u>			
Commercial MOU/SRO Hotels			
Family	319	325	98.2%
Single	2,225	2,288	97.2%
Subtotal	2,544	2,613	97.4%
Transitional Congregate Facility	769	814	94.5%
<u>Non-Emergency Supported Housing Occupancy</u>			
Scatter Site	2,467	2,582	95.5%
Permanent Congregate facility	2,075	2,207	94.0%
Total	7,855	8,216	95.6%

FY 17.2	Requests	Referrals	Placements
<u>Emergency Housing Activity</u>			
Commercial MOU/SRO Hotels	3,915	2,127	1,575
Transitional Congregate Facilities		690	550
<u>Non-Emergency Supported Housing Activity</u>			
Scatter Site I	2,507	248	30
Permanent Congregate Facilities		473	75
Total	6,422	3,538	2,230

FY 17 Year to Date	Requests	Referrals	Placements
<u>Emergency Housing Activity</u>			
Commercial MOU/SRO Hotels	7,302	4,186	3,136
Transitional Congregate Facilities		1,364	1,082
<u>Non-Emergency Supported Housing Activity</u>			
Scatter Site I	4,966	482	58
Permanent Congregate Facilities		1,076	177
Total	12,268	7,108	4,453

Additional Housing Data: FY 17.2**FY 17.2 End**

Number of Commercial SRO Facilities	106 facilities / 2,795 units
Number of Transitional Housing Providers	17 facilities / 820 units
Emergency Housing Facilities Inspected ⁹	89
Average Length of Stay (number of days) for Emergency Placements ¹⁰	136.9
Number of facilities used to provide emergency shelter placed on non-referral status	0
Number of facilities used to provide emergency shelter placed on discontinuance of use status	0

⁹ The number of inspections includes a quarterly inspection and any follow-up inspections.

¹⁰ Average length of stay is based on exit date minus entry date.

Quarterly Emergency Housing Data *
FY 17.2

Center	Referrals (Referrals to an emergency housing facility)	Placements (Indicates placements of at least one night in an emergency housing facility)
Amsterdam	326	159
Brownsville	195	82
Coney Island	96	39
Crotona	182	90
Grand Concourse	247	122
Greenwood	166	83
Hamilton	284	141
Housing Placement Unit	69	46
Jerome	191	93
Kingsbridge	281	144
Queensboro	115	44
Serviceline	446	237
Staten Island	41	18
Waverly	178	93
Total	2,817	1,391

* Of those clients that were referred to a facility and were not placed, the vast majority are no-shows.

Non-Emergency Housing Data: Number of Days from Approval to Placement

FY 17.2

Center	0-15 days	16-30 days	31-45 days	46-75 days	76-100 days	101+ days	Total
Amsterdam	3	0	1	2	1	0	7
Brownsville	1	1	2	1	0	0	5
Coney Island	0	0	0	0	0	0	0
Crotona	0	0	1	1	0	0	2
Grand Concourse	0	0	2	1	0	0	3
Greenwood	0	1	0	0	0	0	1
Hamilton	2	1	0	1	0	0	4
Housing Placement Unit	2	3	2	1	0	0	8
Jerome	3	1	1	1	1	0	7
Kingsbridge	2	4	1	0	5	2	14
Queensboro	1	0	0	2	0	0	3
Serviceline	0	0	0	0	0	0	0
Staten Island	2	0	0	0	0	0	2
Waverly	2	1	0	3	1	0	7
Total	18	12	10	13	8	2	63

VOCATIONAL REHABILITATION ACTIVITY

Vocational Rehabilitation Services Program:	Total for FY 17.2	FY 17 Total
Computer Training	9	21
Individual Counseling Sessions	26	42
Job Club	7	20
Skills Day Sessions	22	41
Work Readiness Group	10	74

	FY 17.2 End
Clients With Earned Income ¹¹	1,978

¹¹ This number reflects all active Cash Assistance cases budgeted for income.

Field Operations Staff

Total Number of Staff at End of FY 17.2

Center	Case Manager	Eligibility Specialist	PAA I	PAA II	PAA III	Sup I	Sup II	Sup III	Total Staff
Amsterdam	52	10	3	1	0	9	3	1	79
Brownsville	87	16	3	2	0	13	5	0	126
Coney Island	45	7	1	2	0	8	2	0	65
Crotona	51	7	3	2	0	8	2	0	73
Grand Concourse	68	15	4	3	0	13	4	1	108
Greenwood	77	15	4	2	0	12	3	0	113
Hamilton	49	8	0	0	0	0	0	0	57
Housing Placement Unit	14	1	2	2	0	9	3	0	31
Jerome	48	8	3	1	0	8	2	0	70
Kingsbridge	91	21	3	3	0	15	4	0	137
Queensboro	64	10	3	2	0	9	5	0	93
Serviceline	16	3	1	0	0	3	0	0	23
Staten Island	16	4	1	1	0	2	2	0	26
Waverly	26	6	1	2	0	7	1	0	43
Total	704	131	32	23	0	116	36	2	1,044

Case Staffing Ratio Based on Active Caseload *

Center	Cases			Staff			Family/ Staff Caseload Ratio	Single/ Staff Caseload Ratio	Overall Staff Caseload Ratio
	Family	Single	Total	Family	Single	Total			
Amsterdam	171	2,399	2,570	7	52	59	24.4	46.1	43.6
Brownsville	625	3,544	4,169	24	74	98	26.0	47.9	42.5
Coney Island	229	1,891	2,120	12	36	48	19.1	52.5	44.2
Crotona	278	2,201	2,479	12	42	54	23.2	52.4	45.9
Grand Concourse	355	2,855	3,210	15	55	70	23.7	51.9	45.9
Greenwood	267	2,784	3,051	13	70	83	20.5	39.8	36.8
Hamilton	175	2,306	2,481	10	52	62	17.5	44.3	40.0
Housing Placement Unit	55	106	161	4	10	14	13.8	10.6	11.5
Jerome	310	1,891	2,201	10	42	52	31.0	45.0	42.3
Kingsbridge	547	3,924	4,471	18	80	98	30.4	49.1	45.6
Queensboro	284	2,509	2,793	11	53	64	25.8	47.3	43.6
Staten Island	96	633	729	4	16	20	24.0	39.6	36.5
Waverly	2	1,367	1,369	0	31	31	NA	44.1	44.2
Totals	3,394	28,410	31,804	140	613	753	24.2	46.3	42.2

*Active caseload as of December 31, 2016.

Quarterly Fair Hearings FY 17.2

Center	Hearings Requested	Decisions Rendered In Favor of Client	Compliance Within 30 Days	Compliance After 30 Days	Pending as of 12/31/16
Amsterdam	13	3	3	0	0
Brownsville	16	3	3	0	0
Coney Island	10	2	2	0	0
Crotona	20	6	6	0	0
Grand Concourse	23	4	4	0	0
Greenwood	17	4	4	0	0
Hamilton	23	9	9	0	0
Jerome	8	0	0	0	0
Kingsbridge	29	6	6	0	0
Queensboro	26	6	6	0	0
Staten Island	5	0	0	0	0
Waverly	6	1	1	0	0
Total	196	44	44	0	0

Decisions Rendered in Favor of Client

44