

**NEW YORK CITY COUNCIL  
FINANCE DIVISION**

**Tanisha Edwards, Esq.**  
Chief Financial Officer and  
Deputy Chief of Staff

**Richard Lee**  
Director

**Jonathan Rosenberg**  
Managing Director

**Chima Obichere**  
Deputy Director

**Paul Scimone**  
Deputy Director

**Eisha Wright**  
Deputy Director

**Crilhien R. Francisco**  
Assistant Director

**Elizabeth Hoffman**  
Assistant Director

**Aliya Ali**  
Unit Head

**Hon. Adrienne Adams**  
Speaker of the Council

**Hon. Sandra Ung**  
Chair of the Committee on Governmental  
Operations

**Report on the Fiscal 2024 Preliminary Plan and  
the Fiscal 2023 Preliminary Mayor's  
Management Report for the  
Department of Citywide  
Administrative Services**

**March 22, 2023**


Prepared by Florentine Kabore, Principal Financial Analyst



## Table of Contents

Department of Citywide Administrative Services (DCAS) Fiscal 2024 Preliminary Budget Snapshot .....	1
Department of Citywide Administrative Services Overview (DCAS) .....	1
DCAS Financial Plan Overview .....	1
Financial Summary Overview .....	2
Fiscal 2024 Preliminary Budget Changes .....	3
New Needs .....	4
Other Adjustments .....	4
Program to Eliminate the Gap (PEG) .....	5
Headcount .....	5
DCAS Contract Budget .....	5
DCAS Fiscal 2023 Preliminary Mayor's Management Report (PMMR) .....	6
DCAS Fiscal 2023 Preliminary Mayor's Management Report (PMMR) .....	7
Capital Plan Overview .....	7
Preliminary Capital Commitment Plan for Fiscal 2023 to Fiscal 2027 .....	8
Appendices .....	11
A. Budget Actions in the November and Preliminary Plan .....	11
B. Contract Budget .....	11
C. DCAS Miscellaneous Revenue - Fiscal 2023 - 2024 .....	12
D. DCAS Capital Ten-Year Capital Strategy by Capital Project Area .....	13

Department of Citywide Administrative Services (DCAS) Fiscal 2024 Preliminary Budget Snapshot



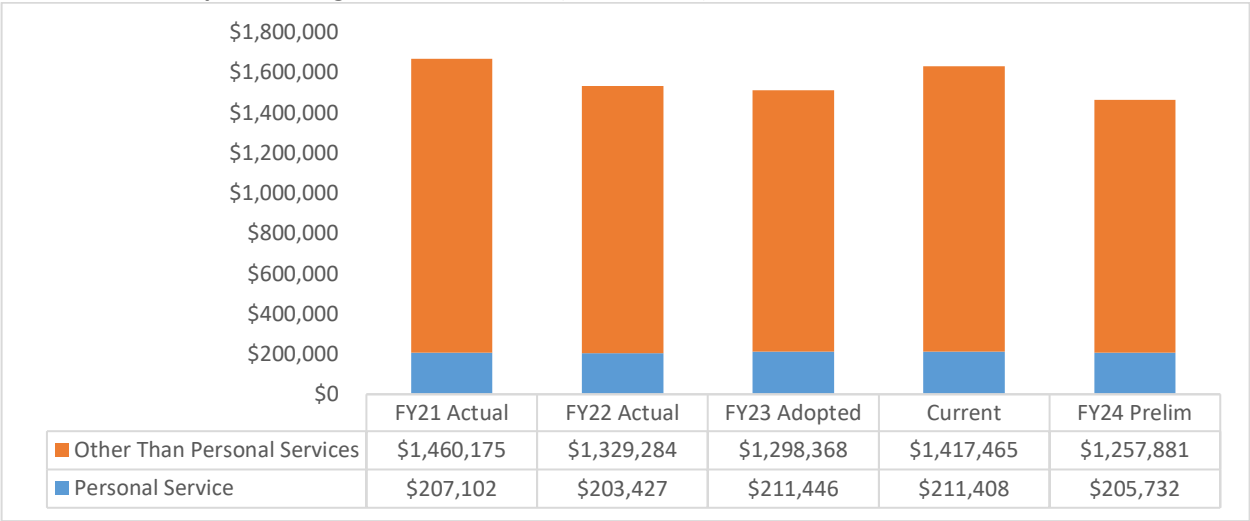
Department of Citywide Administrative Services Overview (DCAS)

The Department of Citywide Administrative Services (DCAS or the Department) ensures that City agencies have the critical resources and support needed to provide the service to the public. DCAS’ roles include supporting City agencies’ workforce needs in recruiting, hiring, and training employees; establishing and enforcing uniform procedures to ensure equal employment opportunity for employees and job candidates at City agencies; providing overall facilities management, including security, maintenance and construction services for tenants in 55 public buildings; purchasing, selling and leasing non-residential real property; among many other roles.

DCAS Financial Plan Overview

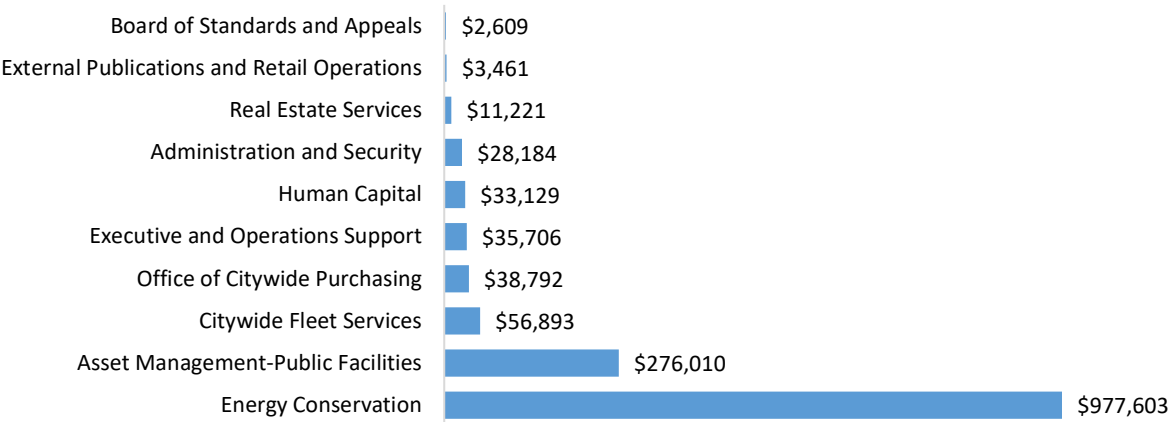
The Department of Citywide Administrative Service’s Fiscal 2024 budget as presented in the Preliminary Fiscal 2024 Financial Plan (Preliminary Plan) totals \$1.4 billion, including \$205.7 million in Personal Services (PS) funding to support 2,323 full-time (FT) positions and \$1.2 billion for Other Than Personal Services (OTPS).

Chart 1: DCAS Expense Budget – PS and OTPS (\$’s in ‘000s)



DCAS’ budget is divided into 20 Units of Appropriation (U/As), with a PS and OTPS U/A for each of the agency’s ten program areas. Energy Conservation is the largest program area accounting for 67 percent of the agency’s total budget, followed by Asset Management-Public Facilities which accounts for 19 percent. Approximately 61 percent of DCAS Fiscal 2024 Budget is funded through Intra-city funds, where DCAS procures goods and services for other agencies. City tax-levy funding represents the second largest source of funds (26 percent) for DCAS’ Fiscal 2024 budget, with the remainder of the budget funded by Other Categorical, State, Federal and Capital Inter-Fund Agreement (IFA).

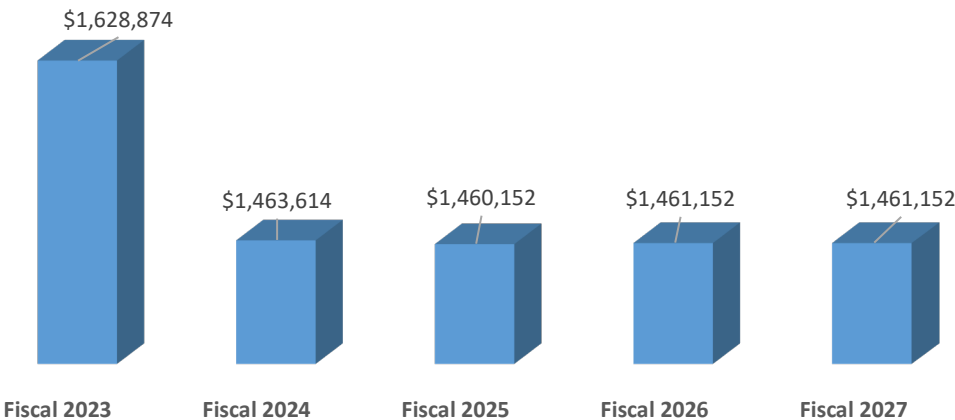
**Chart 2: DCAS Fiscal 2024 Program Budget (\$’s in ‘000s)**



**Financial Summary Overview**

The Preliminary Plan includes \$1.4 billion in Fiscal 2024 for DCAS, a decrease of \$46.2 million when compared to the Fiscal 2023 Adopted Budget amount of \$1.5 billion. The agency’s budget slightly decreases in Fiscal 2025 and remains relatively unchanged through the remainder of the Plan period.

**Chart 3: DCAS’s 5-year Financial Plan (\$’s in ‘000s)**



Below is DCAS's Financial Summary that shows funding by program areas, the source of funding and the headcount in Fiscal 2021-2024.

<b>Table 1: DCAS Financial Plan Summary</b>						
<i>Dollars in Thousands</i>	<b>FY21 Actual</b>	<b>FY22 Actual</b>	<b>FY23 Adopted</b>	<b>FY23 Prelim</b>	<b>FY24 Prelim</b>	<b>* Difference FY23-24</b>
<b>Spending</b>						
Personal Services	\$207,102	\$203,427	\$211,446	\$211,408	\$205,732	(\$5,714)
Other than Personal Services	1,460,175	1,329,284	1,298,368	1,417,465	1,257,881	(40,487)
<b>TOTAL</b>	<b>\$1,667,277</b>	<b>\$1,532,711</b>	<b>\$1,509,814</b>	<b>\$1,628,873</b>	<b>\$1,463,613</b>	<b>(\$46,201)</b>
<b>Budget by Program Area</b>						
Administration and Security	48,462	44,601	30,212	30,084	28,185	(2,027)
Asset Management-Public Facilities	706,387	340,389	292,662	319,659	276,010	(16,652)
Board of Standards and Appeals	2,615	2,506	2,749	2,629	2,609	(140)
Citywide Fleet Services	56,657	85,145	63,647	82,690	56,893	(6,754)
Energy Conservation	743,395	942,099	980,902	1,040,809	977,604	(3,298)
Executive and Operations Support	35,497	35,616	38,412	39,969	35,706	(2,706)
External Publications and Retail Operations	2,536	2,815	3,461	3,462	3,462	\$1
Human Capital	28,432	30,740	38,336	39,181	33,129	(5,207)
Office of Citywide Purchasing	30,945	35,729	40,384	51,263	38,793	(1,591)
Real Estate Services	12,351	13,071	19,049	19,127	11,222	(7,827)
<b>TOTAL</b>	<b>1,667,277</b>	<b>1,532,711</b>	<b>1,509,814</b>	<b>1,628,873</b>	<b>1,463,613</b>	<b>(46,201)</b>
<b>Funding</b>						
City Funds			447,421	458,380	377,514	(69,907)
Other Categorical			97,620	119,738	98,407	787
Capital- IFA			1,416	1,416	1,416	0
State			62,805	73,427	63,460	655
Federal - Other			2,146	14,140	27,147	25,000
Intra City			898,406	961,772	895,670	(2,736)
<b>TOTAL</b>	<b>1,667,277</b>	<b>1,532,711</b>	<b>1,509,814</b>	<b>1,628,873</b>	<b>1,463,614</b>	<b>(46,201)</b>
<b>Headcount</b>						
Full-Time Positions - Civilian	2,214	2,026	2,428	2,341	2,323	(105)

\* The difference of Fiscal 2023 Adopted compared to Fiscal 2024 Preliminary Budget

The difference between DCAS' Fiscal 2023 budget at Adoption and the current Fiscal 2024 budget is largely the result of a reduction in the Agency's program budget including \$16.5 million from Asset Management, \$7.8 million from Real Estate Services, \$6.7 million from Citywide Fleet Services, \$5.2 million from Human Capital, \$3.2 million from Energy Conservation, \$2.7 million from Executive and Operations Support, \$2 million from Administration and Security.

### Fiscal 2024 Preliminary Budget Changes

The Preliminary Plan does not include any new needs for DCAS. The Plan includes an additional \$60.7 million in Fiscal 2023 and \$346,000 in Fiscal 2024 for other adjustments, while Program to Eliminate the Gap (PEG) savings total \$2.6 million in Fiscal 2023 and \$6.1 million in Fiscal 2024. Appendix A lists the adjustments in the Fiscal 2023 November Plan and the Fiscal 2024 Preliminary Plan, which brings the agency's Fiscal 2024 Preliminary Budget to \$1.46 billion.

The table below provides a summary of DCAS's spending change since the Fiscal 2023 Budget Adoption, last June.

**Table 2: DCAS Budget Changes since FY23 Adoption (\$ in '000s)**

	FY23	FY24	FY25	FY26
<b>Fiscal 2023 Adoption</b>	<b>\$1,509,816</b>	<b>\$1,472,123</b>	<b>\$1,471,587</b>	<b>\$1,472,432</b>
New Needs	\$31,309	\$0	\$0	\$0
Other Adjustments	\$104,061	\$105	\$105	\$105
Program to Eliminate the Gap (PEG)	(\$16,312)	(\$8,616)	(\$11,384)	(\$11,384)
<b>Total Change</b>	<b>\$119,056</b>	<b>(\$8,510)</b>	<b>(\$11,280)</b>	<b>(\$11,280)</b>
<b>Fiscal 2024 Prelim Budget</b>	<b>\$1,628,872</b>	<b>\$1,463,613</b>	<b>\$1,460,307</b>	<b>\$1,461,152</b>

Significant budget actions for DCAS since the Fiscal 2023 Budget adoption are listed below.

### New Needs

- **Life and Safety.** The Department's Budget includes an additional one-time new need of \$19.5 million in Fiscal 2023 for Life Safety projects added in the November Plan in DCAS's Asset Management program area. This funding is allocated to provide additional funding for façade redesign and remediation work Citywide.
- **Non-Public School Security program.** The Department's Budget includes an additional \$9.4 million in Fiscal 2023 in the Administration and Security and Energy Conservation program area added in the November Plan, to fully fund the non-public school Security Guard Reimbursement Program. NPS program provides private, unarmed security services for non-public schools, as required by Local Law 2 of 2016.
- **Stockpile Storage.** Funding of \$1.2 million was added in the November Plan for Fiscal 2023 only in the Office of Citywide Purchasing program area. These funds are for costs associated with the storage and transportation of surplus PPE through the third-party logistics vendor, Schenker.
- **Uniformed Test Administration.** An additional \$1.5 million was added in the November Plan in Fiscal 2023 only in the Human Capital program area for uniformed test administration. This new need supports the promotion to Lieutenant Fire examination for approximately 4,000 applicants.

### Other Adjustments

- **Heat, Light and Power.** The Preliminary Plan includes an Intra-City adjustment of \$64 million, for citywide heat, light and power expenses.
- **Other Federal Funding.** The November Plan included an additional \$10 million of federal funding to pay for costs related to the influx of asylum seekers in the City. This funding support the costs associated with setting up the Humanitarian Emergency Relief and Response Centers (HERRC). DCAS issued emergency contracts for the management of the HERRC and makes payments on behalf of the New York City Emergency Management and Health and Hospitals, that are running the operations.

Additionally, the November Plan includes federal funding \$25 million in Fiscal 2024 and in Fiscal 2025 for COVID-19 related expenses. The pandemic funds were swapped with \$25 million of City tax-levy funding in Fiscal 2024 and in Fiscal 2025.



## Program to Eliminate the Gap (PEG)

- **Vacancy Reduction.** The DCAS's Preliminary Plan includes PEGs savings of \$2.8 million in Fiscal 2023 and \$5.5 million Fiscal 2024 and in the outyears, as a result of the reduction of 107 vacant positions across the agency. The vacancy reductions are spread around the Department, including 141 vacant positions in facilities management, 73 in energy management, 42 in human capital, and 32 in construction.
- **Energy Management Pre-Scoping.** DCAS anticipates savings of \$11.8 million in Fiscal 2023 and \$2.1 million in Fiscal 2024 due to less than anticipated spending on energy project pre-scoping.
- **Demand Response.** The Agency plans to use \$5.3 million of federal funds in Fiscal 2023 and \$703,000 in Fiscal 2024 and in the outyears to replace City funds originally allocated for the energy conservation program area. The use of this federal funding results in City tax-levy (CTL) savings of the same amount in Fiscal 2023 and in Fiscal 2024 and in the outyears.

## Headcount

DCAS Fiscal 2024 Budget includes funding for 2,323 full-time budgeted positions across ten program areas. DCAS's Fiscal 2024 budgeted headcount is 105 positions less than its Fiscal 2023 Adopted headcount of 2,428 positions, a 4.3 percent reduction. As of January 2023, the agency had 107 full-time vacant positions.

Nearly half of DCAS's Fiscal 2024 headcount, 1,135 full-time positions, is budgeted in the Asset Management - Public Facilities program area. This represents a decrease of 44 positions in this program area.

**Table 3: DCAS Headcount Changes by Program Area**

Program Area	2023 Adopted	2024 Preliminary	Difference
Administration and Security	201	187	(14)
Asset Management-Public Facilities	1,179	1,135	(44)
Board of Standards and Appeals	26	24	(2)
Citywide Fleet Services	38	38	0
Energy Conservation	130	131	1
Executive and Operations Support	260	255	(5)
External Publications and Retail Operations	30	30	0
Human Capital	300	279	(21)
Office of Citywide Purchasing	148	135	(13)
Real Estate Services	116	109	(7)
<b>Total</b>	<b>2,428</b>	<b>2,323</b>	<b>(105)</b>

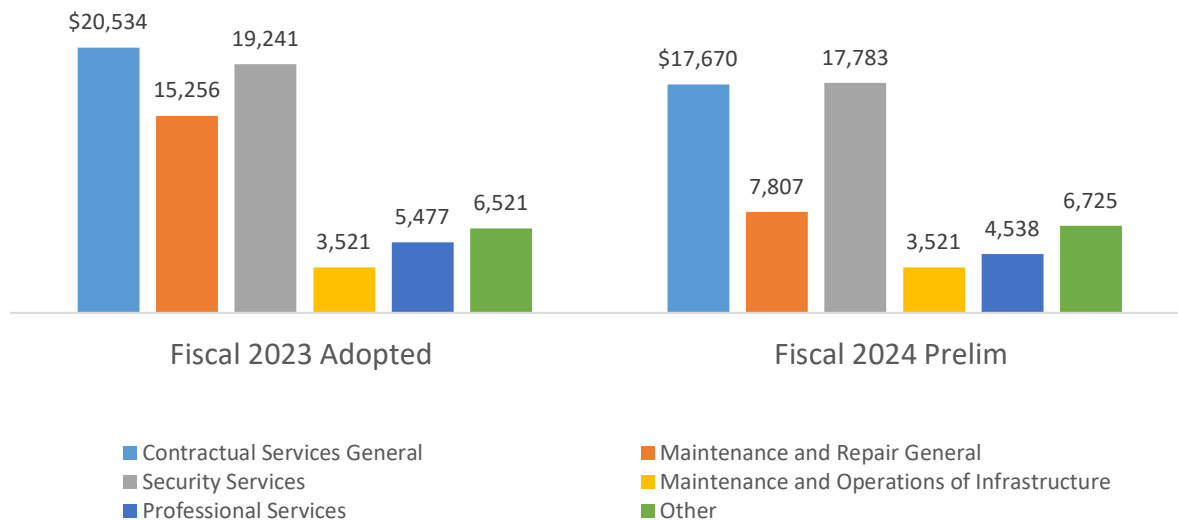
## DCAS Contract Budget

The City's Contract Budget includes expenditures for personal service, technical and consulting contracts. The Contract budget is a subset of the OTPS portion of the City's Expense Budget.

DCAS' Fiscal 2024 Contract Budget totals \$58 million for 134 contracts, accounting for 4.6 percent of the Agency's total Fiscal 2024 OTPS budget. Contracts for general services and security services collectively make up 61 percent of DCAS' Fiscal 2024 Contract Budget. DCAS' Fiscal 2024 Contract Budget is \$12.5 million less than the Fiscal 2023 Adopted Contract Budget of \$70.5 million. The difference is primarily due to an underdeveloped contract budget for building repairs and maintenance,

funding for which often increases over the course of the fiscal year as greater needs are identified. For additional information related to DCAS' Contract Budget, please refer to Appendix B.

**Chart 4: DCAS Contract Budget: Fiscal 2023 Adopted vs. Fiscal 2024 (\$ 'in 000s)**



### DCAS Fiscal 2023 Preliminary Mayor's Management Report (PMMR)

The Preliminary Mayor's Management Report (PMMR) for Fiscal 2023 reports on a number of metrics related to DCAS' goals and performance. Noteworthy metrics that were reported are detailed below:

- Civil Service Exams Open for Applications by DCAS.** During the first four months of Fiscal 2023, the number of applications received for all DCAS civil service exams was 13 percent lower than in the same period in Fiscal 2022, a decrease from 32,046 to 27,775. DCAS attributes the decrease to the type of exams offered in the first four months of Fiscal 2023. Many of the exams open for application during this period were for civil service titles with typically smaller applicant pools, such as exams for Marine Engineer and Chief Marine Engineer, Plan Examiner, Landscape Architect, and Physical Therapist.
- Time from Exam Administration to Exam Results Completion.** The median time from exam administration to the completion of the results was 222 days during the first four months of Fiscal 2023, 24 days less than for the same period in Fiscal 2022. Exams have much shorter results completion times due to successful automation efforts, leading to the shorter results time in the first four months of Fiscal 2023.
- Timeliness Standards for In-house Trade Shop Construction and Repair Work.** During the first four months of Fiscal 2023, DCAS completed 2,414 trade shop work orders, which is on track to meet the target of 7,000 for Fiscal 2023. However, supply chain shortages and vacant positions pose risks to achieving the target.
- Manage Energy Use by City Agencies.** DCAS is replacing the City's fossil fuel-powered fleet vehicles with electric vehicles. In the first four months of Fiscal 2023, the number electric powered vehicles in the DCAS-managed fleet grew by 28 percent compared to the same period in Fiscal 2022, from 596 to 775. Electric vehicles in the citywide fleet grew from 3,159 to 4,044 as DCAS continues the transition to an electric fleet by 2035 for most vehicle models. The PMMR



does not provide information on the annual estimated reduction in greenhouse gas emissions from all energy projects in the first four months of Fiscal 2023.

- **City Employees/Participants Trained in Managerial and Professional Development Programs.** The number of participants trained in DCAS managerial and professional development programs in the first four months of Fiscal 2023 is over three times the total in the same period in Fiscal 2022, rising from 4,740 to 14,567. The return of in-person training in combination with an online training portfolio and expanded course offerings all played a role in the substantial increase in training.

## **DCAS Fiscal 2023 Preliminary Mayor's Management Report (PMMR)**

DCAS generates revenue from a wide range of sources including Board of Standards and Appeals (BSA) filing fees, payments for the administration of civil service exams, revenue from the sale of City vehicles and vehicle parts, and commercial rent payments from the rental of City properties to private entities. Miscellaneous revenue generated by DCAS contributes to the City's General Fund, and is not a dedicated funding source for the Department.

The Preliminary Plan includes \$59.4 million of miscellaneous revenue generated by DCAS in Fiscal 2024. DCAS' miscellaneous revenue generation can vary substantially from year to year, due to one-time sales of property and equipment and other non-recurring payments. Commercial rents account for approximately 62 percent (\$37 million) of DCAS' miscellaneous revenue in Fiscal 2024.

## **Capital Plan Overview**

On January 12, 2023, the Administration released the Preliminary Ten-Year Capital Strategy for Fiscal Years 2024-2033 (Ten-Year Strategy), the Capital Commitment Plan for Fiscal 2023-2027 (Commitment Plan) and the Fiscal 2024 Preliminary Capital Budget (Capital Budget).

This section will provide an overview of the Preliminary Ten-Year Strategy and Commitment Plan for the Department of Citywide Administrative Services.

### **Preliminary Ten-Year Capital Strategy Fiscal 2024-2033**

The Ten-Year Capital Strategy is the City's long-term capital planning document, which provides a framework for capital spending by agency. The Strategy is released every two years as mandated by the City Charter.

### **Strategy Guiding Principles**

As stated in the document, the Ten Year Capital Strategy provides a venue for the City to demonstrate the comprehensive infrastructure planning that the City undertakes as part of its responsibility to all New Yorkers, across all neighborhoods, and explain the connections between capital investment and strategic priorities. It strives to do this through four guiding principles:

- Maintain New York City's financial responsibility
- Promote forward-looking, holistic capital planning that anticipates neighborhood needs of tomorrow
- Advance a more equitable New York City through capital investment
- Consider community perspectives in capital planning and decision-making

Below is a summary of DCAS's Strategy, Capital Budget and Capital Commitment Plan.

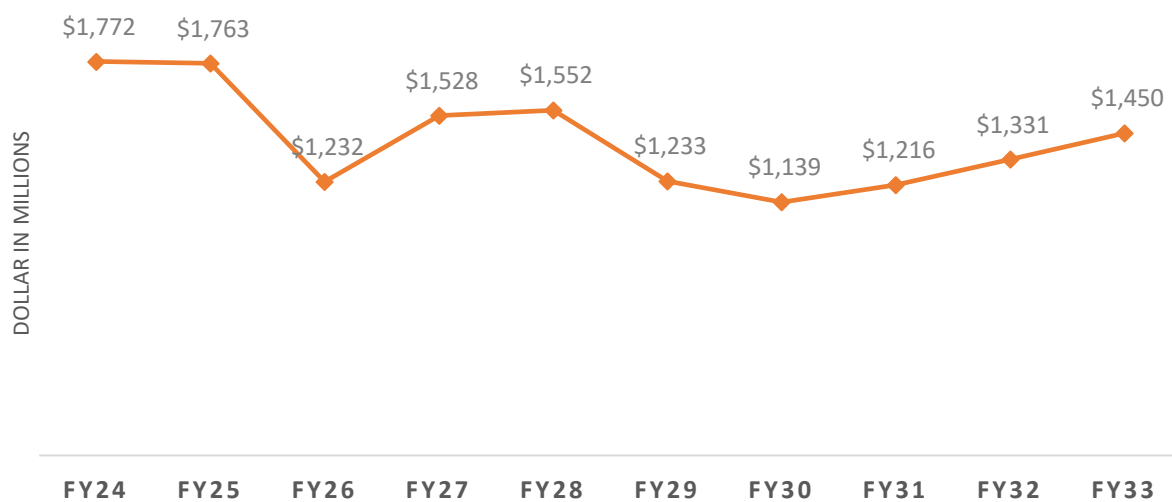
The City's Preliminary Ten-Year Strategy totals \$159.3 billion (all funds), which is \$40.5 billion larger than the \$118.8 billion Fiscal 2022-2031 Preliminary Ten-Year Capital Strategy.

Each agency's Ten-Year Capital Strategy is broken down into Ten-Year Plan Categories, which summarize the types of capital work that make up the agency's capital program.

DCAS's Preliminary Ten-Year Capital Strategy totals \$14.2 billion, or nine percent of the City's total Strategy.

The chart below presents DCAS's Preliminary Ten-Year Strategy distributed among the ten-year plan fiscal years. More information on the capital program areas can be found in appendix C.

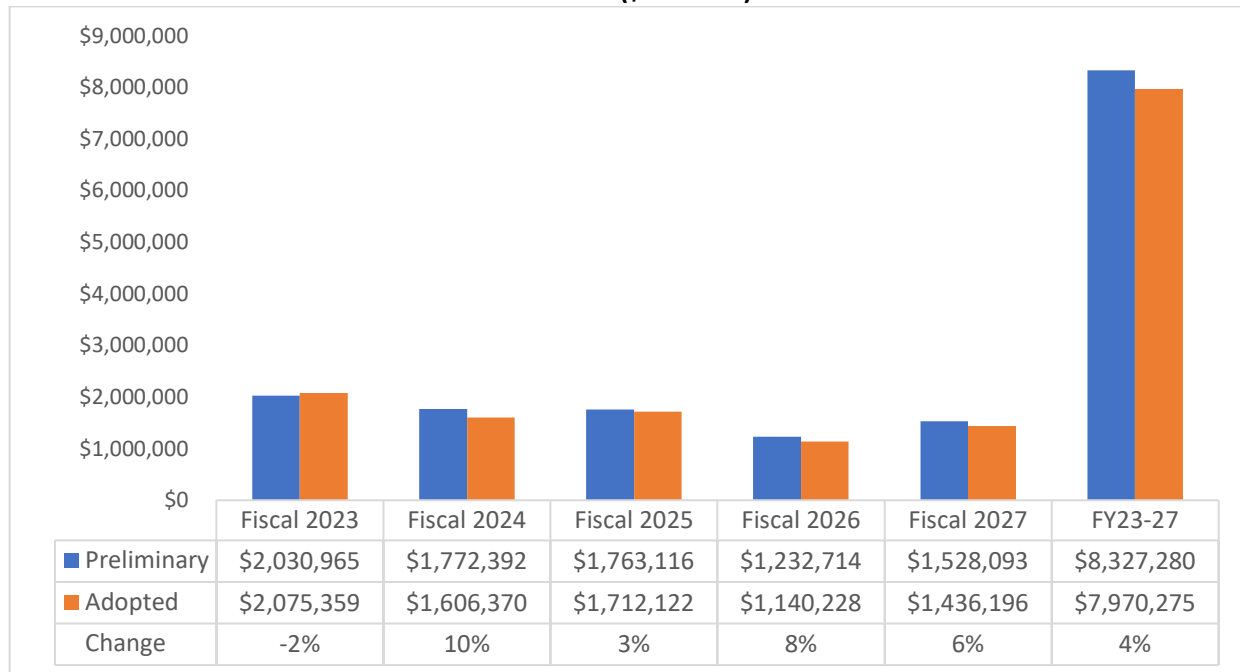
**Chart 5: DCAS's Ten-Year Capital Strategy (\$ in millions)**



### Preliminary Capital Commitment Plan for Fiscal 2023 to Fiscal 2027

The City's Capital Commitment Plan details the Administration's plan to spend the appropriations voted on by the City Council at Adoption. The Commitment Plan provides project-level funding detail as well as estimate of expenditure dates. The Commitment Plan provides information on projects' estimated costs, start dates, and time to completion.

The Fiscal 2024 Preliminary Capital Commitment Plan includes \$8.3 billion in Fiscal 2023-2027 for the Department of Citywide Administrative Services (including City and Non-City funds) located within four capital program areas. This represents 8.6 percent of the City's total \$96.5 billion Preliminary Capital Commitment Plan for Fiscal 2023-2027. The Agency's Preliminary Commitment Plan for Fiscal 2023-2027 is four percent more than the \$7.9 billion scheduled in the Adopted Capital Commitment Plan, an increase of \$357 million. This is primarily due to an increase in capital funds in Fiscal 2024 and the outyears.

**Chart 6: DCAS Fiscal 2023-2027 Commitment Plan (\$ in '000s)**

### DCAS Capital Budget Structure

DCAS' capital plan is comprised of projects in four project categories: Resiliency, Technology and Equipment, Public Buildings, Real Property, and Courts.

- Resiliency, Technology and Equipment.** This capital program area supports the purchase of electronic data processing software and hardware. Additionally, projects in this area provide for infrastructure improvements to protect the City's coastline from natural disasters. Lastly, this category includes project promoting energy efficiency and sustainability. These projects are being spearheaded under the One City, Built to Last initiative, which aims to reduce greenhouse gas emissions largely through quick, targeted investments in building retrofits and energy efficiency measures across all of the City's agencies.

Projects in Resiliency, Technology and Equipment in the Preliminary Capital Commitment Plan include \$1 billion for heating electrification and lighting installation related to the Department of Education projects. Additionally, the Capital Commitment Plan includes citywide technology projects for technology upgrade (\$314 million), electronic data processing (\$126 million), cybersecurity technology upgrade (\$50.5 million).

- Public Buildings.** DCAS' capital program for public buildings includes projects to renovate leased space and the renovation or purchase of new real property. Additionally, this program area includes many of the projects funded by the City Council and Borough Presidents, such as the renovation of community centers, educational facilities, and other capital investment in publicly or non-profit owned facilities.

Projects in the Preliminary Capital Commitment Plan for DCAS' public buildings program include \$136.6 million for DCAS fire alarms and sprinklers projects, \$105 million for a reconstruction project at the Department of Design and Construction (DDC) and \$71.5 million for elevation modernization project at DCAS.

- **Real Property.** The Real Property capital program includes funding for pier and bulkhead construction and other related waterfront infrastructure projects.

Projects in the Preliminary Capital Commitment Plan for real property include \$7.4 million for the construction of East River Park, which is a public park managed by the Department of Parks and Recreation (DPR) on the Lower East Side of Manhattan. The scope of this project is to rehabilitate the East River Park bulkheads and platforms.

- **Courts.** The capital program for Courts includes projects for the acquisition, construction and reconstruction of citywide courts facilities.

Projects in the Preliminary Capital Commitment Plan for Courts include \$92.6 million for the relocation and elevators projects at the 851 Grand Concourse courts. Additionally, \$75 million is included for reconstruction and \$71.1 million for renovation projects at 60 Centre Street.

The Capital Commitment Plan for Resiliency, Technology and Equipment projects increased by \$263.3 million in Fiscal 2023-2027, the majority of which is provided for projects associated with the City public schools' heating electrification, a roadmap project for the Department of Sanitation, and to upgrade energy efficiency projects in Queens.

Additionally, the overall Capital Commitment Plan for Public Buildings projects increased by \$83.6 million, the majority of which is provided for planned projects for fire protection, street renovation, and public facilities electrical upgrade.

## Appendices

### A. Budget Actions in the November and Preliminary Plan

	FY23			FY24		
Dollars in Thousands	City	Non-City	Total	City	Non-City	Total
<b>DCAS Budget as of the Adopted 2023 Budget</b>	<b>\$447,421</b>	<b>\$1,062,393</b>	<b>\$1,509,816</b>	<b>\$411,353</b>	<b>\$1,060,772</b>	<b>\$1,472,123</b>
<b>New Needs</b>						
Life and Safety Needs	\$19,550	\$0	\$19,550	\$0	\$0	\$0
NPS Program	9,400	0	9,400	0	0	0
Stockpile Storage	400	0	400	0	0	0
Stockpile Surplus Disposal	800	0	800	0	0	0
Uniformed Test Administration	1,159	0	1,159	0	0	0
<b>Subtotal New Needs</b>	<b>\$31,309</b>	<b>\$0</b>	<b>\$31,309</b>	<b>\$0</b>	<b>\$0</b>	<b>\$0</b>
<b>Other Adjustments</b>						
City Adjustment	\$2,723	\$0	\$2,723	(\$24,586)	\$0	(\$24,586)
Intra-City	0	64,762	64,762	0	(530)	(530)
Other Categorical Adjustments	0	16,792	16,792	0	84	84
Other Federal Adjustments	0	11,992	11,992	0	25,000	25,000
State	0	7,790	7,790	0	138	138
<b>Subtotal Other Adjustments</b>	<b>\$2,723</b>	<b>\$101,336</b>	<b>\$104,059</b>	<b>(\$24,586)</b>	<b>\$24,692</b>	<b>\$106</b>
<b>PEGs</b>						
Auto Auction Revenue	\$428	\$0	\$428	\$268	\$0	\$268
Demand Response	(5,326)	5,326	0	(702)	702	0
HLP Billing Adjustments	(500)	0	(500)	(500)	0	(500)
Incentive Program Revenue	(2,984)	2,831	(153)	\$472	472	0
Less Than Anticipated OTPS Spending	(11,180)	(7)	(11,187)	(1,708)	0	(1,708)
Less Than Anticipated PS Spending	(676)	0	(676)	(426)	0	(426)
Telecommunication Savings	\$43	0	(43)	(129)	0	(129)
Vacancy Reduction	(2,792)	(269)	(3,061)	(5,583)	(538)	(6,121)
OMB Lease Savings	0	(1,120)	(1,120)	0	0	0
<b>Subtotal PEGS</b>	<b>(\$23,073)</b>	<b>\$6,761</b>	<b>(\$16,312)</b>	<b>(\$9,252)</b>	<b>\$636</b>	<b>(\$8,616)</b>
<b>Total All Changes</b>	<b>\$10,959</b>	<b>\$108,097</b>	<b>\$119,056</b>	<b>(\$33,838)</b>	<b>\$25,328</b>	<b>(\$8,510)</b>
<b>DCAS Budget as of the FY24 Prelim Plan</b>	<b>\$458,380</b>	<b>\$1,170,492</b>	<b>\$1,628,872</b>	<b>\$377,514</b>	<b>\$1,086,099</b>	<b>\$1,463,613</b>

### B. Contract Budget

DCAS Fiscal 2024 Preliminary Contract Budget – (Dollar in Thousands)				
Category	Fiscal 2023 Adopted	# of Contracts	Fiscal 2024 Prelim	# of Contracts
Contractual Services General	\$20,534	13	\$17,670	13
Telecommunications Maintenance	37	5	37	5
Maintenance & Repair Motor Vehicle Equipment	2,569	3	2,573	3
Maintenance and Repair General	15,256	25	7,807	25
Office Equipment Maintenance	87	6	87	6
Data Processing Equipment	302	8	302	8
Printing Contracts	688	8	688	8
Security Services	19,241	9	17,783	9

<b>DCAS Fiscal 2024 Preliminary Contract Budget – (Dollar in Thousands)</b>				
<b>Category</b>	<b>Fiscal 2023 Adopted</b>	<b># of Contracts</b>	<b>Fiscal 2024 Prelim</b>	<b># of Contracts</b>
Temporary Services	430	7	630	7
Cleaning Services	663	8	663	8
Transportation Expenditures	53	6	53	6
Training Program City Employees	1,692	11	1,692	11
Maintenance and Operations of Infrastructure	3,521	2	3,521	2
Professional Services – Accounting and Auditing	1	1	1	1
Professional Services – Engineer and Architecture	957	1	957	1
Professional Services – Computer Services	3,048	7	2,609	7
Professional Services – Other	1,451	13	951	13
Bank Charges – Public Assistance Account	20	1	20	1
<b>Total</b>	<b>\$70,555</b>	<b>134</b>	<b>\$58,050</b>	<b>134</b>

### C. DCAS Miscellaneous Revenue - Fiscal 2023 - 2024

<b>Revenue Sources (Dollar in Thousands)</b>	<b>FY23 Adopted</b>	<b>FY23 Prelim</b>	<b>FY24 Prelim</b>
In Rem Redemption Fees	\$1	\$1	\$1
Board Standard of Appeal Filing Fees	1,696	1,696	1,696
Civil Service Exam Fees	3,760	3,760	3,760
Third Party Gas and Electric	3,800	3,800	3,800
Commercial Rents	33,577	37,577	36,977
Property Sales	0	0	6,700
Salvage (Autos, Equipment & Other)	7,893	12,321	10,661
City Publishing Center	743	743	743
Bulletin, Pamphlet & Copy Sale	9	9	9
Claims for damage to vehicle	735	735	735
Procurement card Rebates	1,093	1,093	1,093
<b>TOTAL</b>	<b>\$54,306</b>	<b>\$62,734</b>	<b>\$59,475</b>



## D. DCAS Capital Ten-Year Capital Strategy by Capital Project Area

<b>Program Area (Dollar in Millions)</b>	<b>FY24</b>	<b>FY25</b>	<b>FY26</b>	<b>FY27</b>	<b>FY28</b>	<b>FY29</b>	<b>FY30</b>	<b>FY31</b>	<b>FY32</b>	<b>FY33</b>
Courts	\$125	\$219	\$167	\$202	\$629	\$223	\$310	\$307	\$351	\$331
Public Buildings	241	273	248	591	266	213	151	206	139	255
Real Property	0	1	0	4	2	0	0	1	0	0
Resiliency, Tech & Property	1,406	1,271	817	732	656	797	678	702	842	865
<b>Total</b>	<b>\$1,772</b>	<b>\$1,763</b>	<b>\$1,233</b>	<b>\$1,528</b>	<b>\$1,553</b>	<b>\$1,234</b>	<b>\$1,139</b>	<b>\$1,216</b>	<b>\$1,332</b>	<b>\$1,451</b>