



**NEW YORK CITY COUNCIL
FINANCE DIVISION**

Tanisha S. Edwards, Esq.
Chief Financial Officer and
Deputy Chief of Staff to the
Speaker

Jonathan Rosenberg
Managing Deputy Director

Eisha Wright
Deputy Director

Paul Scimone
Deputy Director

Dohini Sompura
Assistant Director

Chima Obichere
Unit Head

Hon. Adrienne E. Adams
Speaker of the Council

Hon. Justin Brannan
Chair, Committee on Finance

Hon. Shekar Krishnan
Chair, Committee on Parks and Recreation

**Report to the Committee on Finance and the
Committee on Parks and Recreation on the Fiscal
2023 Executive Plan and the Fiscal 2023 Executive
Capital Commitment Plan**

Department of Parks and Recreation
May 13, 2022

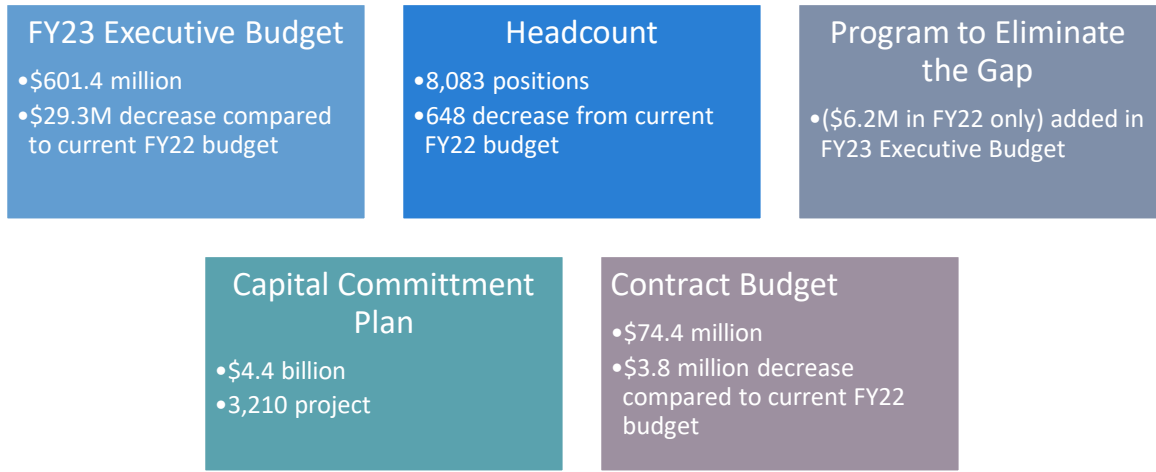
(Report Prepared by Chima Obichere)



Table of Contents

DPR Fiscal 2023 Executive Budget Snapshot	1
DPR Budget Overview	2
Program Area Budgets	4
Changes Since the Preliminary Budget by Spending Type	5
Fiscal 2023 Preliminary Budget Response	7
Federal and State Budget Risks	9
Capital Budget	9
Appendix A: Budget Actions since Fiscal 2022 Adoption	13

DPR Fiscal 2023 Executive Budget Snapshot



Budget Response

Council Priorities

- \$52 million baselined for Parks maintenance services

New Needs

Other Significant New Needs

- \$41.4 million baselined for the Parks Improvement Plan
- \$3.5 million in Fiscal 2022 only to make up for a shortfall in funding for the zoos

Other Adjustments

Significant Other Adjustments

- \$808,000 in Fiscal 2023 only for Parks City Cleanup Corps

Major Agency Issues

Agency Issues Identified

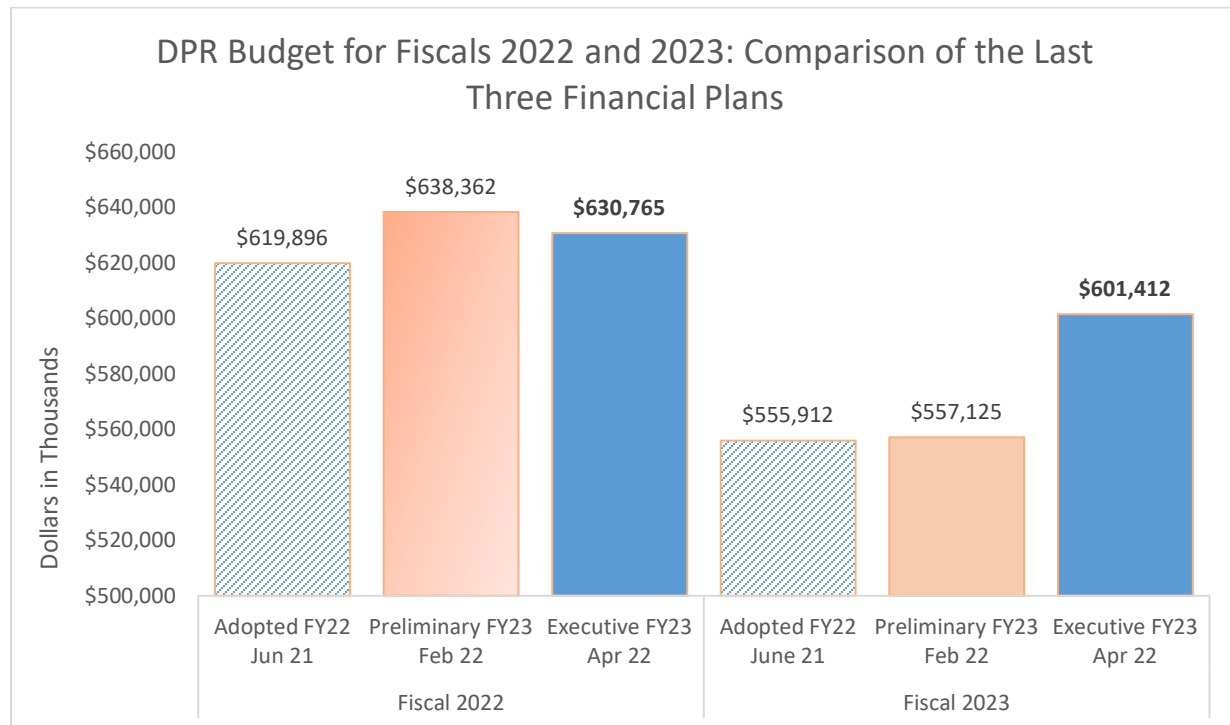
- \$20 million combined total one-shot funding for Improved Parks Operations missing from the Executive Plan

DPR Budget Overview

On April 26, 2022, the Administration released the Executive Financial Plan for Fiscal 2022-2026 (Executive Plan) with a proposed budget for Fiscal 2023 of \$99.7 billion. This report offers a review of the Department of Parks and Recreation’s (the Department or DPR) Fiscal 2023 Executive Budget, including proposed budget actions taken in the Executive Plan. For additional information on DPR’s Preliminary budget, please refer to the Fiscal 2023 Preliminary Budget report at: <https://council.nyc.gov/budget/wp-content/uploads/sites/54/2022/03/846-DPR.pdf>

The Department’s projected Fiscal 2023 budget of \$601.4 million represents less than one percent of the City’s proposed Fiscal 2023 budget in the Executive Plan. DPR’s proposed Fiscal 2022 budget is \$10.9 million, or 1.8 percent, larger than the agency’s Fiscal 2022 Adopted Budget (\$619.9 million).

DPR’s Fiscal 2023 budget increased by \$44.3 million (7.9 percent), from the Preliminary Plan (\$557.1 million). The increase is the result of a number of actions taken, most significant of which are: \$40.6 million for the Parks Improvement Plan and nearly \$1 million for motor fuel costs.



Personal Services and Headcount

DPR’s Executive Plan includes funding for a total of 4,227 full-time and 4,504 full-time equivalent positions, for a total of 8,731 positions in the current fiscal year, decreasing to a combined total of 8,083 (full-time and full-time equivalent) in Fiscal 2023. The current plan represents a reduction in agency headcount of 85 in Fiscal 2022 since adoption.

In the Executive Plan, funding for DPR's personal services (all agency staffing related expenses) comprise \$467.2 million or 74 percent of the agency's total Fiscal 2022 plan. This number decreases to \$450.4 million but represents 75 percent of DPR's budget in Fiscal 2023.

DPR Spending and Headcount

<i>Dollars in Thousands</i>	2020	2021	2022	Executive Plan		*Difference
	Actual	Actual	Adopted	2022	2023	2022 - 2023
Spending						
Personal Services	\$437,096	\$408,151	\$473,993	\$467,188	\$450,397	(\$23,596)
Other Than Personal Services	130,114	118,481	145,904	163,580	151,015	\$5,111
TOTAL	\$567,210	\$526,632	\$619,897	\$630,768	\$601,412	(\$18,485)
Budgeted Headcount						
Full-Time Positions - Civilian	4,236	4,005	4,356	4,227	4,813	457
Full-Time Equivalent Positions	2,251	3,259	4,460	4,504	3,270	(1,190)
TOTAL	6,487	7,264	8,816	8,731	8,083	(733)

**The difference of Fiscal 2022 Adopted Budget compared to Fiscal 2023 Executive Budget.*

Funding Sources

DPR's budget is financed by city funds as well as federal, State, Other Categorical, Capital intra-fund agreements (IFA), and Intra-City funding sources. In the current financial plan, the Department's primary funding source is City funding. In the Executive Plan, City funding comprises 70.7 percent (\$446.2 million) of DPR's total funding in Fiscal 2022, down from the 72.5 percent (\$449.4 million) of the Department's budget financed by City funding in the Adopted Fiscal 2022 budget. City funding comprises 79.4 percent (\$477.2 million) of the Department's Executive Plan for Fiscal 2023.

The \$10.9 million increase in DPR's Fiscal 2022 budget and \$44.3 million increase in its Fiscal 2023 budget between the 2023 Preliminary Budget and the 2023 Executive Plan is primarily the result of modifications to federal, other categorical, and City funding. These changes include:

Federal Funding. Federal funding remains unchanged in Fiscal 2022 and increases by \$808,000 in Fiscal 2023 when compared to the Preliminary Plan.

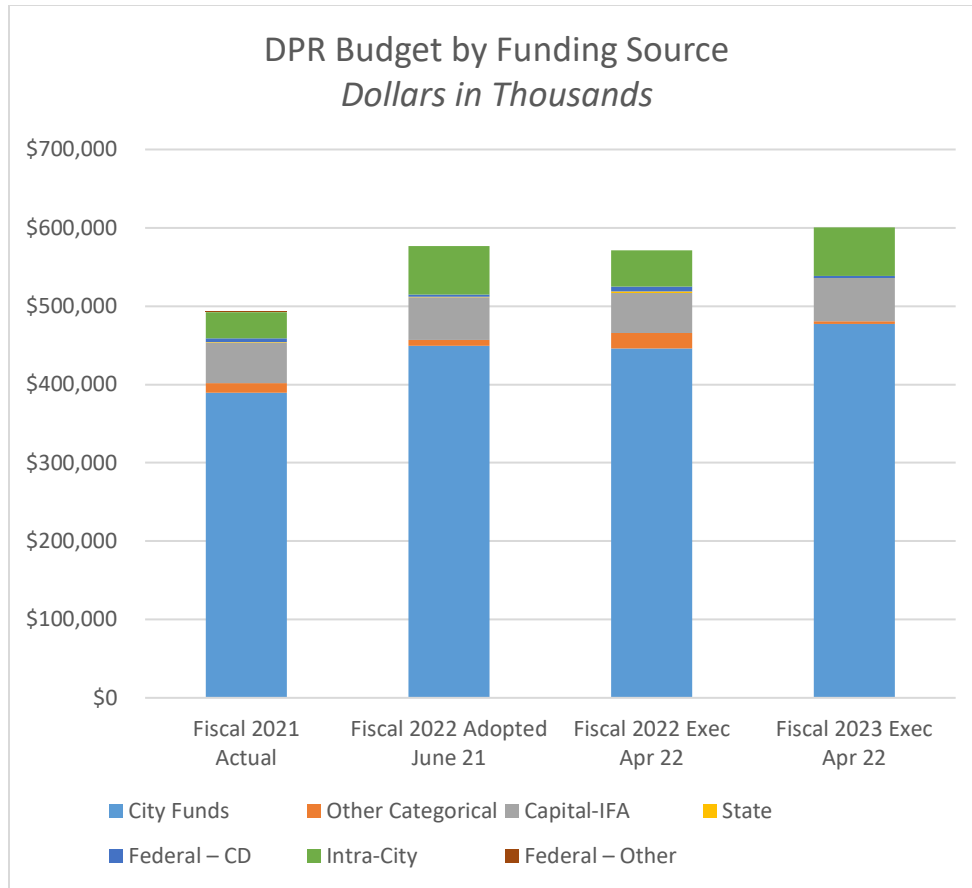
State Funding

State funding remains unchanged in Fiscal 2022 and in Fiscal 2023 when compared to the Preliminary Plan.

City Funding

City funding decreases by \$2.7 million in Fiscal 2022 and increases by \$43.5 million in Fiscal 2023 when compared to the Preliminary Plan.

See Appendix A for a complete list of all changes reflected in DPR's Fiscal 2022 and 2023 budgets since adoption.



Dollars in Thousands	2021	2022	Executive Plan		*Difference
	Actual	Adopted	2022	2023	2022 - 2023
Funding					
City Funds	\$389,544	\$449,360	\$446,224	\$477,233	\$27,873
Other Categorical	12,188	7,326	19,334	3,324	(4,002)
Capital-IFA	51,419	54,734	50,962	55,061	326
State	1,021	492	2,551	343	(149)
Federal - CD	4,638	2,640	6,038	2,634	(6)
Federal - Other	34,017	43,399	59,690	808	(42,592)
Intra-City	33,806	61,946	45,968	62,011	65
TOTAL	\$526,632	\$619,897	\$630,768	\$601,412	(\$18,485)

*The difference of Fiscal 2022 Adopted Budget compared to Fiscal 2023 Executive Budget.

Program Area Budgets

In order to provide for better transparency within agency budgets, in 2007 at the behest of the City Council, the Administration began providing agency budgets broken down by program areas for fifteen of the City’s agencies. The programmatic budgets provide a summary of planned spending in each functional area of an agency.

Table 3: Budget by Program Area

<i>Dollars in Thousands</i>	2020 Actual	2021 Actual	2022 Adopted	2022 Exec. Plan	2023 Exec. Plan	*Difference 2022 - 2023
Budget by Program Area						
Maint. & Operations- Citywide	\$302,584	\$314,481	\$356,582	\$378,308	\$342,351	(\$14,231)
Maint. & Operations- POP Program	56,519	32,906	61,310	42,474	61,374	64
Maint. & Operations- Zoos	18,507	21,390	6,994	13,994	6,994	0
Recreation- Central	9,061	6,122	5,542	5,712	5,602	60
Recreation- Citywide	19,537	14,062	22,520	22,468	21,409	(1,111)
Urban Park Service	33,114	22,203	28,006	30,244	26,696	(1,310)
Forestry & Horticulture- General	29,341	19,696	32,889	30,774	26,986	(5,903)
PlaNYC 2030	474	551	9,351	7,296	9,368	17
Capital	51,593	53,444	54,172	53,759	57,082	2,910
Administration- General	32,890	28,540	32,862	35,668	33,690	828
Administration- Citywide	13,592	13,238	9,669	10,071	9,860	191
TOTAL	\$567,210	\$526,632	\$619,897	\$630,768	\$601,412	(\$18,485)

*The difference of Fiscal 2022 Adopted Budget compared to Fiscal 2023 Executive Bud

DPR's program budget includes 12 program areas. The Executive Budget includes changes planned for DPR's budget in Fiscal 2023 that impact nearly every program area. Below is a discussion of the most significant program area funding changes in the Executive Plan.

- **Maintenance & Operations- Citywide:** Funding for this program area reflects a decrease of \$14.2 million driven largely by reduced federal coronavirus funding for the City Cleanup Corps program.
- **Forestry & Horticulture- General:** Reflects a decrease of \$5.9 million driven primarily by one-time funding of \$4.5 million to preserve natural forest included in the Fiscal 2022 Adopted Budget that is not included in Fiscal 2023.
- **Capital:** Funding for this program area increased by \$2.9 million partly the result of the addition of \$5.1 million in the Fiscal 2023 Preliminary Plan for costs associated with repairs to two slips at the Battery Wharf.
- **Urban Park Services:** Reflects a decrease of \$1.3 million partly the result of one-time funding of \$4.1 million for fifty Urban Park Rangers included in the Fiscal 2022 Adopted Budget that is not included in Fiscal 2023.
- **Recreation- Citywide:** Reflects a decrease of \$1.1 million partly driven, in part, by a one-time funding of \$10 million for 150 Parks seasonal workers included in the Fiscal 2022 Adopted Budget, which is not included in Fiscal 2023.

Changes Since the Preliminary Budget by Spending Type

At each financial plan an agency will submit changes to its budget from the prior plan. These changes are comprised of new needs that have not previously been included in their budget, other adjustments to existing spending (these adjustments can involve adding additional funding or removing funding), savings programs which provide additional resources either through reduced spending or increased revenue, and savings restorations which include the restoration of expenditures that had been reduced in prior financial plans.

The summary of all changes made to DPR's financial plan since adoption can be found in Appendix A.

New Needs

DPR's Executive Budget includes \$40.6 million of new needs in four areas.

- **Forestry, Horticulture and Natural Resources Lease** (\$201,000 in Fiscal 2024). The Executive Plan includes \$201,000 in Fiscal 2024, \$484,000 in Fiscal 2025 and \$1.3 million in Fiscal 2026 for four positions and related OTPS costs to manage the Department's new tree response system.
- **Inter-Fund Agreement (IFA) Surplus Takedown** (\$3.9 million in Fiscal 2022 only). The Executive Plan includes savings of \$3.9 million in Fiscal 2022 resulting from vacancies and hiring delays.
- **Parks Improvement Plan** (\$40.6 million baselined). The Executive Plan includes \$40.6 million in baseline funding with an associated headcount of 715 full-time positions beginning in Fiscal 2023. Funding will support DPR's Maintenance and Operations, Recreation, Infrastructure Maintenance, and Parks Enforcement Patrol officers, among others.
- **Zoo Shortfall** (\$3.5 million in Fiscal 2022 only). Due to a re-estimate, the Executive Plan includes \$3.5 million in Fiscal 2022 to cover a shortfall between revenue and expenses associated with the City's three zoos managed by the Wildlife Conservation Society (WCS).

Other Adjustments

DPR's Executive Budget includes an increase of \$3.7 million in other adjustments in Fiscal 2023. Some of the major adjustments include the following.

- **Heat, Light and Power** (\$1 million in Fiscal 2022 and \$464,000 in Fiscal 2023 and the outyears). Due to a re-estimate, DPR anticipates an increase of \$1 million in Fiscal 2022 and \$464,000 in Fiscal 2023 and in the outyears for costs associated with heat, light and power.
- **Heating Fuel Adjustment** (\$225,000 reduction in Fiscal 2022 and \$483,000 additional in Fiscal 2023 and the outyears). Due to a re-estimate, DPR anticipates a reduction of \$255,000 in Fiscal 2022 and an increase of \$483,000 in Fiscal 2023 and in the outyears for costs associated with heating fuel.
- **Lease Adjustment** (\$463,000 in Fiscal 2023 baselined). Due to re-estimates, DPR anticipates an increase of \$463,000 in Fiscal 2023 and in the outyears for costs associated with leased space.
- **Motor Fuel** (\$796,000 reduction in Fiscal 2022 and \$937,000 additional in Fiscal 2023 and the outyears). Due to a re-estimate, DPR anticipates a decrease of \$769,000 in Fiscal 2022 and an increase of \$937,000 in Fiscal 2023 and in the outyears for costs associated with motor fuel.
- **Parks City Cleanup Corps** (\$808,000 in Fiscal 2023 only). Launched in April 2021, and funded through federal stimulus funding, the City Cleanup Corps (CCC) program provides

additional staffing to city agencies that are responsible for cleaning public spaces. DPR's Executive Plan includes \$808,000 of federal funding in Fiscal 2023 for a small continuation of the CCC program. Funding will provide for 20 positions to focus on multi-agency "surge" cleanups of areas with persistent litter challenges.

- **ExCEL Funds Savings (\$900,000 reduction in Fiscal 2022).** The Executive Budget includes savings of \$900,000 in Fiscal 2022 resulting from unspent Intra-City funding for Energy Management projects funds from Department of Citywide Administrative Services (DCAS).

Savings Program

DPR's Executive Budget includes \$6.2 million in additional resources as part of the Program to Eliminate the Gap (PEG) initiative.. The agency was able to locate additional resources from three initiatives:

- **GreenThumb Expense to Capital Switch** (\$700,000 in Fiscal 2022). DPR anticipates expense savings of \$700,000 in Fiscal 2022 by reallocating funding in the Fair Play Program for GreenThumb from expense to capital. This funding reallocation does not represent a reduction in expenditures, but rather a funding swap between the expense and the capital budgets.
- **Less than Anticipated OTPS Spending** (\$4 million in Fiscal 2022). The Executive Plan includes savings of \$4 million in Fiscal 2022 resulting from underspending associated with Other than Personal Services (OTPS) costs.
- **Less than Anticipated PS Spending** (\$1.5 million in Fiscal 2022). DPR's Executive Plan includes savings of \$1.5 million in Fiscal 2022 resulting from underspending associated with Personal Services (PS) costs.

Savings Restorations

DPR's Fiscal 2023 Executive Budget does not include any savings restorations.

Fiscal 2023 Preliminary Budget Response

In the Fiscal 2023 Preliminary Budget Response (Budget Response)¹, the Council identified several areas of concern relating to parks maintenance, permits for beachfront kiosks, and comfort stations in parks. Below the Council's proposals are discussed and an analysis of how they were addressed in the Executive Plan.

- **Parks Department Maintenance and Summer Workforce:** The Executive Plan includes \$41.4 million in Fiscal 2023 of which, \$40.6 million is baselined for Parks maintenance workers called for in the Council's Preliminary Budget response. Funding will support 715 full-time workers in Maintenance and Operations, Recreation, Infrastructure Maintenance, and Parks Enforcement Patrol officers, among others.

¹ The full response can be found at: <https://council.nyc.gov/budget/wp-content/uploads/sites/54/2022/04/Fiscal-2023-Preliminary-Budget-Response-1-2.pdf>

Despite the increased funding added for certain programs there are still some essential programs that did not receive additional support in the Executive Plan. No new funding was added in a number of areas highlighted by the City Council in its response to the Mayor's Preliminary Fiscal 2023 Financial Plan.

Response Priorities	Amount Requested	Amount Included in the Exec Budget
Permits to Operate Beachfront Kiosks	N/A	\$0
Parks Department Maintenance & Summer Workforce	\$52 million	\$41.4 million
Funding for Parks Comfort Stations in all Five Boroughs	\$250 million	\$0

- Permits to Operate Beachfront Kiosks:** In the Council's response to the Mayor's Preliminary Fiscal 2023 Financial Plan, the Council called on the Administration to issue permits that would allow businesses to operate beachfront kiosks. These kiosks would make the City beaches more competitive with other tourist destinations in the region, as well providing additional jobs and raising revenue for the City. The businesses operating in the kiosks would be able to rent or sell beach amenities and equipment during the summer beach season. The Executive Plan does not recognize any new revenue from this proposal.
- Parks Department Maintenance and Summer Workforce:** The Council's Response to the Mayor's Preliminary Fiscal 2023 Financial Plan called for the Administration to include \$52 million in the Executive Plan for the Parks Maintenance program to ensure that DPR has adequate workforce to keep the City's greenspaces clean and safe. The Executive Plan includes \$41.4 million in Fiscal 2023 of which, \$40.6 million is baselined, \$10.6 million less than the Council proposed in its Response. DPR's maintenance and summer workforce employees are vital components of the Department's core program. These maintenance workers pick up litter, maintain gardens, wipe away graffiti, maintain parks and playgrounds, and offer a fixed-post presence in parks citywide. While the funding included in Fiscal 2023 does provide for a number of additional hires, it does not include the \$10 million the Council requested for 150 park maintenance workers that was funded in the Fiscal 2022 Adopted Budget.
- Funding for Parks Comfort Stations in all Five Boroughs:** In its Response, the Council called for the Administration to include an additional \$50 million in capital funding for each borough for the construction and reconstruction of DPR comfort stations. Many of the City's parks lack appropriate comfort station facilities, especially in smaller parks in the outer boroughs. Due to the high average cost of construction for a new comfort station, it is not feasible for the City Council to fund these projects without a partnership with the Administration. The Executive Plan included no funding for this proposal.

Other Initiatives not included in the Fiscal 2023 Executive Budget

- Parks Equity.** The Executive Plan does not include \$5.1 million funding for the Council's Parks Equity Initiative (PEI) program. The PEI is a City Council-funded effort to help build

a more equitable park system. PEI provides members with discretionary funding that they can allocate to enhance the maintenance, beautification and security of parks and gardens in their districts, to activate green spaces with vibrant programming or to support increased community engagement with parks through volunteer projects and community-led activities.

- **Funding for Improved Parks Operations.** The Executive Plan does not include roughly \$20 million in one-year funding that the Council negotiated with the Administration in the Fiscal 2022 Adopted Budget. These include:
 - \$3.4 million to support the more than 550 Green Thumb gardens with new soil, new raised beds, and other resources that gardeners need;
 - \$4.1 million for an additional 50 Urban Park Rangers;
 - \$6 million to hire an additional 80 Parks Enforcement Patrol (PEP) officers;
 - \$4.5 million to preserve natural forests; and
 - \$2 million for tree stump removal.

Federal and State Budget Risks

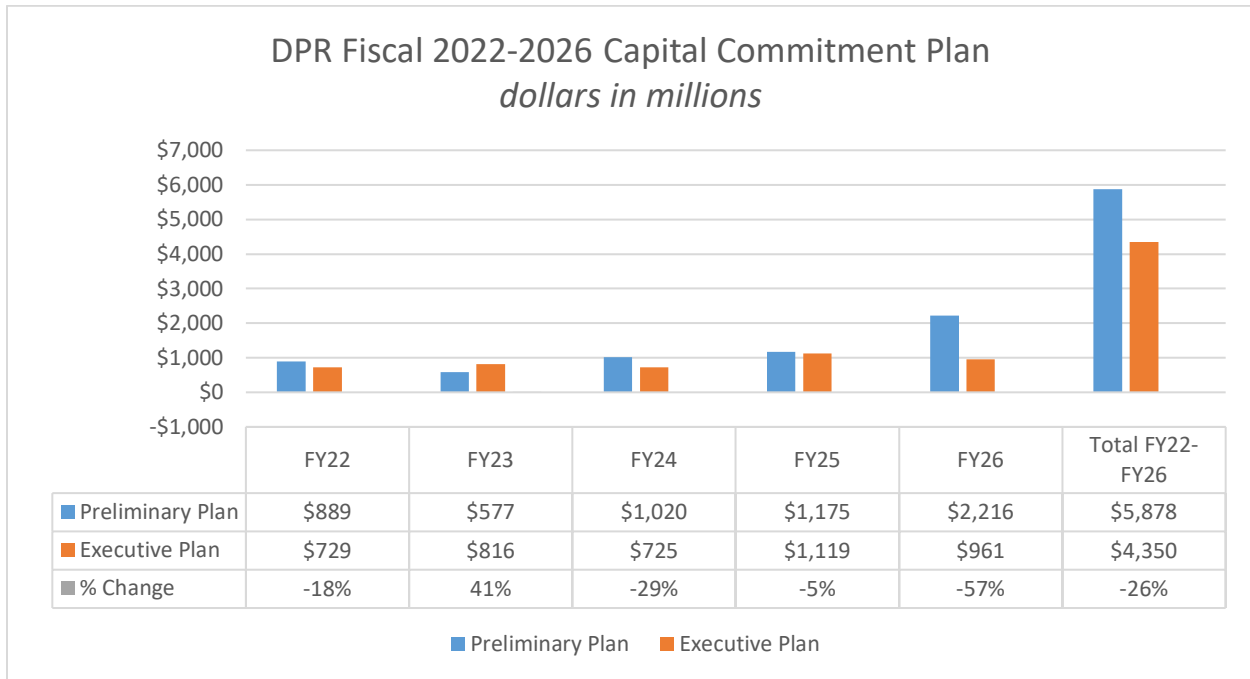
The Department of Parks and Recreation's Fiscal 2023 Executive Budget does not have any significant federal or state budget risks.

Capital Budget

DPR's capital program is presented in the Executive Capital Commitment Plan for Fiscal 2022-2026 (Commitment Plan) and the Fiscal 2023 Executive Capital Budget.

DPR's commitments for Fiscal 2022 through 2026 as presented in the Commitment Plan total \$4.4 billion, \$1.5 billion less (25.4 percent) than the total for the same period presented in the Preliminary Capital Commitment Plan (Preliminary Plan) released in February. The Department's planned commitments comprise 4.6 percent of the City's total \$94.9 billion Fiscal 2022 through 2026 plan.

DPR Fiscal 2022-2026 Capital Commitment Plan



The amount of commitments planned for each year of the plan period is relatively uniform, with 16.6 percent of the entire planned expenditure in the current year, 18.5 percent in Fiscal 2023, and 16.5, 25.4, and 21.8 percent in Fiscals 2024, 2025 and 2026 respectively.

Capital Highlights

- Community Park Initiative.** The Fiscal 2023 Capital Commitment Plan includes funding of \$83.6 million over the Plan period (FY22-FY26) for Community Parks Initiative (CPI) parks. Of the 67 total original CPI park sites, 64 have been completed. Of the remaining three sites, Bartlett Playground is in active construction, while Epiphany and Lewis playgrounds in Brooklyn are finishing procurement. All CPI capital sites have completed the design phase. As part of the initial CPI program, the City invested \$318 million to complete capital reconstruction of an anticipated 67 parks. In the fall of 2021, the City announced \$425 million of additional capital funding to continue the CPI program, allocating \$50 million annually to complete renovations at 10 sites each year going forward.
- Flushing Meadows Corona Park.** The Fiscal 2023 Executive Capital Commitment Plan includes more than \$22.8 million for the reconstruction of a marina located on Flushing Bay and part of Flushing Meadows Corona Park. The reconstruction is associated with Superstorm Sandy. DPR anticipates project design completion by April 2022. However, the funding has been rolled out of the Fiscal 2022-2026 Plan period due to changes in the State’s proposed AirTrain project that could impact the Marina project. DPR is awaiting further details from the State.
- Astoria Pool Filtration System.** The Fiscal 2023 Executive Capital Commitment Plan includes \$18 million for the filtration system of Astoria Pool. The project is currently in

the procurement phase, with anticipated construction registration at the end of summer 2022, and mobilization starting at the end of the 2022 pool season.

- **Anchor Park Site.** The Fiscal 2023 Executive Capital Commitment Plan includes \$33.3 million, of which \$17.3 million is planned for the FY22-FY26 period, for the construction of Fresh Kills South Park. The project is currently in the design phase, and the scheduled date for design completion is fall 2022. The Anchor Parks program is a major investment in large, community-anchoring parks in all five boroughs, reconstructing these parks with an investment of \$30 million per park for a total of \$150 million. Of the five selected parks, three are completed, and St. Mary's Park in the Bronx is anticipated to be completed in September, 2022.
- **Orchard Beach.** The Fiscal 2023 Executive Capital Commitment Plan includes \$75 million for the reconstruction of Orchard Beach Pavilion. The funding for this project includes \$10 million provided by the City Council in Fiscal 2018, and \$5 million in Fiscal 2020. This project was subjected to NYS PAUSE Executive Order related to COVID-19, but construction has since resumed. The project is managed by Economic Development Corporation, and the anticipated project completion date is the spring of 2025.

Newly added capital projects in the Executive Plan include the following:

- **State of Good Repair** (\$186.3 million). The Fiscal 2023 Executive Capital Commitment Plan includes \$186.3 million for State of Good Repair (SOGR) projects including pools, asphalt pavement, sidewalks, roofs and building envelopes, and synthetic turf. This funding doubles the amount of SOGR funding for Parks in the 10-year plan. The Plan includes no funding in Fiscal 2023 as most SOGR projects are designed in-house. As such, there is no need to hold any funds in the design year for fees. However according to DPR, if the funding is needed in Fiscal 2023, it will be rolled back.
- **Tree Planting** (\$136.2 million). The Fiscal 2023 Executive Capital Commitment Plan includes \$136.2 million across the Plan years with \$6.9 million allocated in Fiscal 2023. The funding will allow DPR to plant 20,000 trees per year through Fiscal 2026.
- **Manhattan Rezoning Point of Agreement (POA) Projects** (\$40.9 million). The Fiscal 2023 Executive Capital Commitment Plan includes \$40.9 million for the Manhattan Rezoning Point of Agreement (POA) Projects distributed as follows.
 - \$7.1 million of which \$760,000 is in Fiscal 2023, for St. Catherine's Park. The funding is matched with \$3.6 million in private funds from the New York Blood Center.
 - \$8.8 million of which, \$628,000 is in Fiscal 2023 for Pike/Allen Malls.
 - \$15 million of which, \$1.1 million is in Fiscal 2023 for the Sara D. Roosevelt Park.
 - \$10 million of which, \$714,000 is in Fiscal 2023 for Stanton Street Storehouse Maintenance and Operations relocation.
- **Destination Greenways** (\$47.6 million). The Fiscal 2023 Executive Capital Commitment Plan includes \$47.6 million for Destination Greenways across Brooklyn and Queens. The

funding includes \$14.2 million under the Department of Transportation for on-street portions of the project. The projects funded are as follows:

- **Brooklyn**
 - \$2.4 million of which, \$142,000 is in Fiscal 2023 for Leif Ericson Park
 - \$16.8 million of which, \$812,000 is in Fiscal 2023 for American Veterans Memorial Pier to Verrazano Narrows Bridge.
 - \$4.7 million of which, \$472,000 is in Fiscal 2023 for under the Verrazano Narrows Bridge.
- **Queens**
 - \$3.9 million of which, \$390,000 is in Fiscal 2023 for Meadow Lake Creek Overlook.
 - \$9.5 million of which, \$504,000 is in Fiscal 2023 for Kissena Corridor Park West.
 - \$10.3 million of which, \$1 million is in Fiscal 2023 for Kissena Park Paths.
- **Waterfront Infrastructure** (\$25.7 million). The Fiscal 2023 Executive Capital Commitment Plan includes \$25.7 million for two waterfront projects of which \$19.4 million is for Riverside Park and \$6.2 million is for Rainey Park. Of the total funding, \$1.8 million is in Fiscal 2023.
- **Randall's Island Roadways** (\$22.6 million). The Fiscal 2023 Executive Capital Commitment Plan includes \$22.6 million of which, \$1.5 million is in Fiscal 2023 for the Randall's Island Roadways project. This action fully funds this DDC managed project to reconstruct the Island's roadways.
- **Tony Dapolito Recreation Center** (\$22.6 million). The Fiscal 2023 Executive Capital Commitment Plan includes \$22.6 million of which, \$6 million is in Fiscal 2023 for the Tony Dapolito Recreation Center. This action fully funds the \$84 million reconstruction of the facility to bring it into a state of good repair and beyond.

Appendix A: Budget Actions since Fiscal 2022 Adoption

<i>Dollars in Thousands</i>	FY 2022			FY 2023		
	City	Non-City	Total	City	Non-City	Total
DPR Budget as of the Adopted FY 2022 Budget	\$449,360	\$170,536	\$619,896	\$432,805	\$123,107	\$555,912
November 2021 Plan New Needs						
GI Maintenance	\$600	\$0	\$600	\$1,200	\$0	\$1,200
Hart Island Staffing and Equipment	0	0	0	372	0	372
Vaccine Incentive	541	0	541	0	0	0
Wetland management (Post-Ida)	249	0	249	497		497
Subtotal, New Needs	\$1,390	\$0	\$1,390	\$2,069	\$0	\$2,069
Other Adjustments						
Additional CSA for CCC Program	\$0	\$3,000	\$3,000	\$0	\$0	\$0
Brooklyn Bridge Park	0	1,681	1,681	0	0	0
Central Park Conservancy	0	50	50	(1,000)	0	(1,000)
CPSD Transfer to Parks	1,785		1,785	3,505	0	3,505
CPSD Transfer to Parks (Hart Island)	550	0	550	0	0	0
Hudson River Park Trust	0	1,353	1,353	0	0	0
Collective Bargaining	1,005	197	1,202	1,025	200	1,225
Parks City Cleanup Corps Extension	0	11,476	11,476	0	0	0
POP Accrual Savings	0	(7,500)	(7,500)	0	0	0
Misc City Adjustments	(47)	0	(47)	0	0	0
Intra-City Adjustments	0	3,124	3,124	0	0	0
State Grants and Adjustments	0	1,908	1,908	0	0	0
Federal Grants and Adjustments	0	3,849	3,849	0	(12)	(12)
Other Categorical Grants and Adjustments	0	8,860	8,860	0	31	31
Subtotal, Other Adjustments	\$3,293	\$27,998	\$31,291	\$3,530	\$219	\$3,749
TOTAL, All Changes	\$4,683	\$27,998	\$32,681	\$5,599	\$219	\$5,818
DPR Budget as of the November 2021 Plan	\$454,043	\$198,534	\$652,577	\$438,404	\$123,326	\$561,730
FY23 Preliminary Plan, New Needs						
Battery Wharf Interim Repairs	\$1,105	\$0	\$1,105	\$5,100	\$0	\$5,100
BPD Testing Program	0	0	0	2,227	0	2,227
Security Needs for FreshKills	320	0	320	320	0	320
Sharepoint Migration Tech	183	0	183	430	0	430
Vaccine Incentive	14	0	14	0	0	0
Subtotal, New Needs	\$1,622	\$0	\$1,622	\$8,077	\$0	\$8,077
FY23 Preliminary Plan, Other Adjustments						
CB Blacksmiths	\$272	\$0	\$272	\$251	\$0	\$251
CB Painters	178	0	178	178	0	178
CC Members Items Reallocation	20	0	20		0	0
City Service Corps (DPR)	(76)	0	(76)	(7)	0	(7)
FY22 Tropical Storm Ida 01	0	1,353	1,353	0	0	0
Harbor Brook Wetland932	0	151	151	0	46	46
Heating Fuel Adjustment	504	0	504	0	0	0
Manhattan M&O Private	0	44	44	0	0	0
Motor Fuel Adjustment	698	0	698	0	0	0
Parks POP Plus and Education	0	351	351	0	0	0
Parks Transfer to CPSD	(250)	0	(250)	0	0	0
Subtotal, Other Adjustments	\$1,346	\$1,899	\$3,245	\$422	\$46	\$468
FY23 Preliminary Plan, PEGs						
Parks Jobs Training Accrual	\$0	(\$11,000)	(\$11,000)	\$0	\$0	\$0
Vacancy Reduction	(8,080)		(8,080)	(13,150)	0	(13,150)
Subtotal, PEGs	(\$8,080)	(\$11,000)	(\$19,080)	(\$13,150)	\$0	(\$13,150)
TOTAL, All Changes	(\$5,112)	(\$9,101)	(\$14,213)	(\$4,651)	\$46	(\$4,605)
DPR Budget as of the Preliminary 2023 Plan	\$448,931	\$189,433	\$638,364	\$433,753	\$123,372	\$557,125

<i>Dollars in Thousands</i>	Fiscal 2022			Fiscal 2023		
	City	Non-City	Total	City	Non-City	Total
FY23 Executive Plan, New Needs						
Forestry, Horticulture and Natural Resources Lease	\$0	\$0	\$0	\$0	\$0	\$0
IFA Surplus Takedown	0	(3,900)	(3,900)	0	0	0
Parks Improvement Plan	0	0	0	40,566	0	40,566
Zoo Shortfall	3,500	0	3,500	0	0	0
Subtotal, New Needs	\$3,500	(\$3,900)	(\$400)	\$40,566	\$0	\$40,566
FY23 Executive Plan, Other Adjustments						
Bronx River Alliance	\$0	\$25	\$25	\$0	\$0	\$0
Decrease RCM Projects	0	(116)	(116)			0
Heat, Light and Power	1,018	0	1,018	464	0	464
Heating Fuel Adjustment	(255)	0	(255)	483	0	483
Lease Adjustment	0	0	0	463	0	463
Motor Fuel	(769)	0	(769)	937	0	937
NYC Service Bureau Program	0	0	0	167	0	167
OEO Funding Adjustment	0	0	0	400	0	400
Parks City Cleanup Corps	0	0	0	0	808	808
Snack Reimbursement	0	1	1	0	0	0
Take down ExCEL Funds	0	(900)	(900)	0	0	0
Subtotal, Other Adjustments	(\$6)	(\$990)	(\$996)	\$2,914	\$808	\$3,722
FY23 Executive Plan, PEGs						
GreenThumb Expense to Capital Switch	(\$700)	\$0	(\$700)	\$0	\$0	\$0
Less than Anticipated OTPS Spending	(4,000)	0	(4,000)	0	0	0
Less than Anticipated PS Spending	(1,500)	0	(1,500)	0	0	0
Subtotal, PEGs	(\$6,200)	\$0	(\$6,200)	\$0	\$0	\$0
TOTAL, All Changes	(\$2,706)	(\$4,890)	(\$7,596)	\$43,480	\$808	\$44,288
DPR Budget as of the Executive 2023 Plan	\$446,225	\$184,543	\$630,768	\$477,233	\$124,180	\$601,412