



New York City Council
Hon. Julie Menin, Speaker of the Council
Hon. Linda Lee, Chair Finance Committee
Hon. Susan Zhuang, Chair, Aging Committee

**Report on the Fiscal 2027 Executive Plan and
the Fiscal 2027 Executive Capital Commitment Plan for
the Committee on Finance and the Committee on Aging**

Nathan Toth, Director
Jonathan Rosenberg, Managing Deputy Director
Chima Obichere, Deputy Director
Eisha Wright, Deputy Director
Paul Scimone, Deputy Director

Prepared By:
Saiyemul Hamid, Senior Financial Analyst
Julia K. Haramis, Assistant Director

Fiscal 2027 Executive Plan

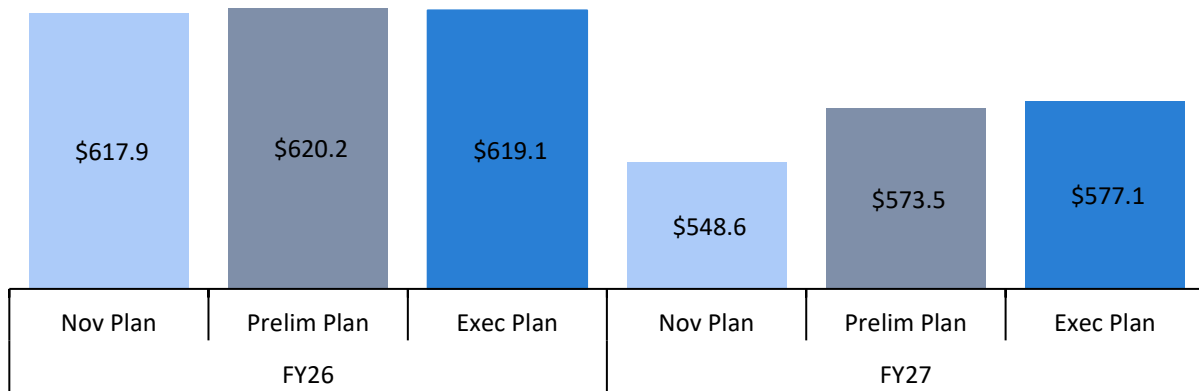
Department for the Aging Budget Overview

The Department for the Aging (DFTA or the Department) is responsible for a multitude of services and programs that support the quality of life and health for the City’s approximately 1.8 million older adults. Through DFTA’s older adult clubs and centers, home-delivered meals, and older adult workforce programs, DFTA partners with hundreds of community-based organizations to meet the needs of older adults across the City. DFTA also provides a variety of other support services for older adults, including employment programs, Caregiver Resource Center, Elderly Crime Victims Resource Center, Foster Grandparent Program, and Volunteer Resource Center. Through the Department’s large community-based network of contracted providers, DFTA programs help older adults age in their homes and foster a community-based environment that reflects an age-inclusive City.

The Executive Financial Plan for Fiscal 2026-2030 (Executive Plan) includes a proposed Fiscal 2027 budget of \$577.1 million for DFTA, \$3.6 million (0.6 percent) more than its \$573.5 million Fiscal 2027 budget in the Preliminary Plan. DFTA’s Fiscal 2026 budget in the Executive Plan is \$1.1 million (0.2 percent) less than its \$620.2 million Fiscal 2026 budget in the Preliminary Plan. The current Fiscal 2027 budget is \$28.4 million less than the \$605.5 million Fiscal 2026 budget at adoption. For additional information on DFTA’s Preliminary Budget, please refer to the Fiscal 2027 Preliminary Budget report.¹

¹ New York City Council, [“Report on the Fiscal 2027 Preliminary Plan and the Fiscal 2026 Preliminary Mayor’s Management Report for the Department for the Aging”](#), as of March 2026.

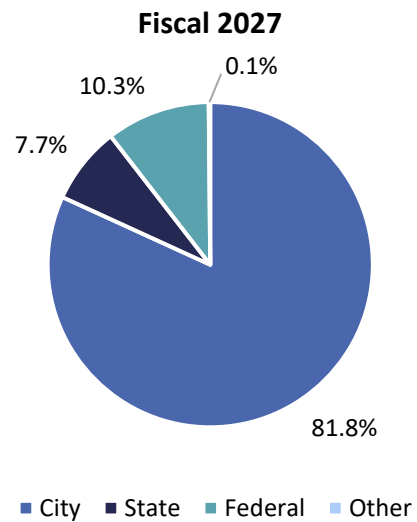
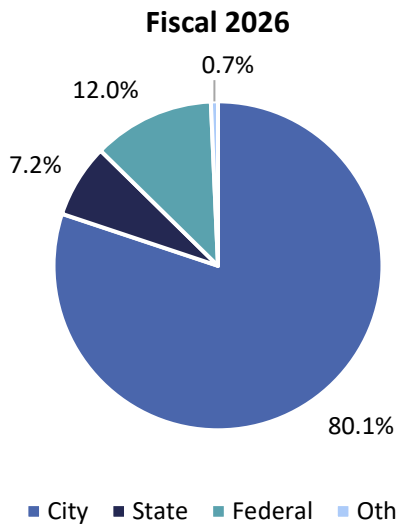
Comparison of the Last Three Financial Plans



Dollars in Millions
 Source: New York City Office of Management and Budget

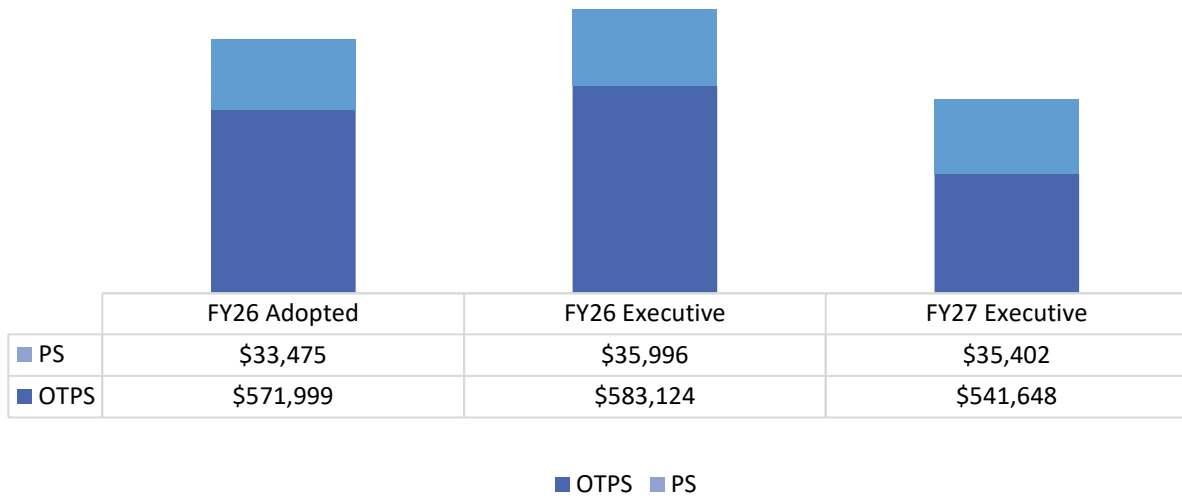
Budget by Funding Source

Fiscal 2027 City Funds: 81.8 percent



Source: New York City Office of Management and Budget

Personal Services (PS) and Other Than Personal Services (OTPS)



Dollars in Thousands

Source: New York City Office of Management and Budget

Headcount

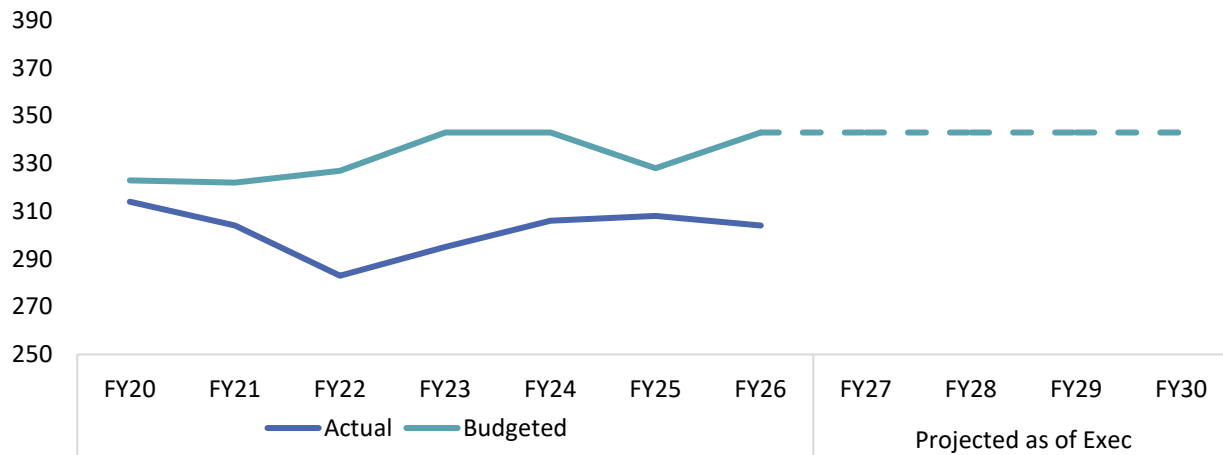
Fiscal 2026 Budgeted Full-Time Positions: 343

Actual Headcount as of March 2026: 304

Fiscal 2027 Budgeted Full-Time Positions: 343

Vacancy Rate as of March 2026: 11.4 percent

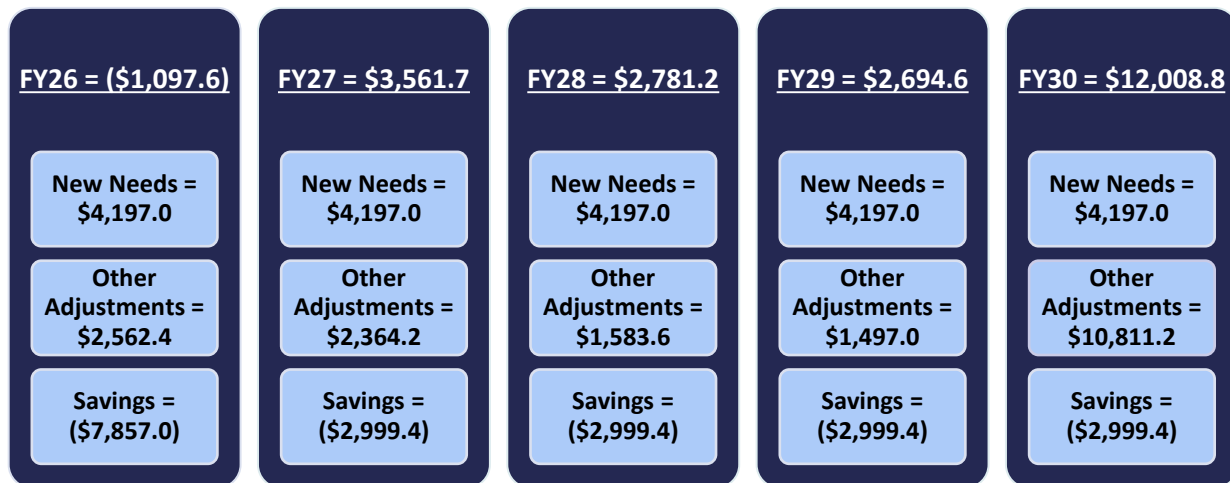
Budgeted and Actual Headcount FY20-FY30



Source: New York City Office of Management and Budget

Note: Budgeted and actual headcounts are as of the end of the fiscal year, except for Fiscal 2026 where budgeted headcount is as of the Executive Plan and actual headcount is as of March 2026.

Executive Plan Changes



Dollars in Thousands

Savings in this chart are the sum of all expense savings, from all revenue sources, including but not limited to, City, State, and federal savings. As some agency savings may be revenue actions or savings from non-City sources, this number will not necessarily equal the agency's Savings value.

Significant Executive Plan Changes

New Needs

- Contracted Provider Indirect Cost Rate.** The Executive Plan includes an additional \$4.2 million in City funding, which is baselined beginning in Fiscal 2026, for the indirect cost rate for human service contracts. This is in addition to the \$19.7 million which was added to the baseline in the Preliminary Plan, starting in Fiscal 2027. DFTA and the Mayor's Office of Management and Budget (OMB) reviewed the indirect rates approved for contracted providers and spending in recent years and adjusted the baseline budget to more accurately reflect the anticipated need for impacted agencies.

Other Adjustments

- Older Adult Support Services.** The Executive Plan includes an additional \$9.3 million in City funding and 12 positions in Fiscal 2030 only to baseline funding to expand program capacity. The \$9.3 million enhancement had previously been added through Fiscal 2029 only. This funding will support the caregiver program, older adult center (OAC) transportation, case management services, and associated staffing at the agency.
- Silver Stars Program.** The Executive Plan includes an additional \$1.2 million in Intra-City funding in Fiscal 2026 only for Silver Stars (formerly known as the ReServe), an older adult employment program. This program allows retired City employees to work at City agencies part-time. These funds are transferred from several City agencies including the

Department of Health and Mental Hygiene (DOHMH), Office of Technology and Innovation (OTI), Department of Environmental Protection (DEP) and the Administration for Children's Services (ACS).

- **Technology Support Programs.** The Executive Plan includes an additional \$740,140 of Intra-City funding in Fiscal 2026 only from OTI to support ongoing older adult technology programs. DFTA, in conjunction with OTI, provide older adults with technology training, assistance, and education.
- **Leases.** The Executive Plan includes an additional \$686,173 in baseline City funds, beginning in Fiscal 2027, for anticipated increases in rent and tax expenditures at OAC sites where DFTA is the leaseholder.
- **Transportation Grant.** The Executive Plan includes an additional \$527,155 in federal funds for Fiscal 2027 only to support the purchase of six older adult transportation vans which will be used by three OACs. These vans will be equipped with ramps and chairlifts to expand older adults' access to the centers and support services, including medical care. DFTA will coordinate with providers in July 2026 to implement the use of the new vans.
- **Heat, Light, and Power.** The Executive Plan includes an additional \$448,313 in City funds in Fiscal 2026, and \$794,226 baselined beginning in Fiscal 2027, for projected increases on energy-related expenditures at DFTA-leased OAC sites.
- **Healthcare Outreach Grants.** The Executive Plan includes an additional \$264,953 in federal funds for Fiscal 2026 and \$223,136 in Fiscal 2027 to provide outreach, education, and enrollment assistance to older adults regarding Medicare, Medicaid, and related services.
- **Homecare Grant.** The Executive Plan includes \$71,726 in Other Categorical funds in Fiscal 2026 and \$116,826 in Fiscal 2027 from a private workforce development grant to support contracted homecare providers. This funding will be used to train older adults (aged 55 and older) to be homecare attendants and assist them with certifications and job placements.
- **Employment Grants.** The Executive Plan includes a net decrease in federal funding of \$132,758 in Fiscal 2026 only to account for funding received to support older adult employment programs.
- **Funding Realignment for Contracted Services.** The Executive Plan includes a transfer of \$9.3 million in Fiscal 2026 and \$22.8 million in Fiscal 2027 and in the outyears from general agencywide budget codes to the specific budget codes for several programs operated by contracted human service providers. While there is no net change to DFTA's overall budget from these adjustments, the programs' budgets have increased, including: caregiving, case management, geriatric mental health, naturally occurring retirement communities (NORCS), geriatric mental health, homecare, and home-delivered meals. Most of this funding was transferred to accurately account for the indirect cost rate, workforce enhancement initiative, and cost-of-living adjustments (COLAs) for contracted providers. A portion of the funding in Fiscal 2027 and in the outyears supports expansion

of programs including \$5.6 million for the caregiver program, \$1 million for transportation services, and \$1 million for case management.

Savings

- **Caregiver Expansion Delay.** The Executive Plan includes City funds savings of \$5.6 million in Fiscal 2026 only due to a delay in the implementation of the caregiver program expansion. DFTA will amend the existing caregiver contracts to allow for a July 1, 2026, expansion start date. The scope of the expansion encompasses additional caregiver, transportation, and case management services.
- **Program Consolidations.** The Executive Plan includes City funds savings of \$1.8 million in Fiscal 2026 and baselined savings of \$2.1 million, beginning in Fiscal 2027, from the consolidation of programs with similar scopes. DFTA will move the 90 older adults who are currently being served by the programs that will not continue to other agency programs which have similar services and the capacity to add these clients.
- **Vacancy Reduction.** The Executive Plan includes baselined City funds savings of \$460,000 from the elimination of nine vacant positions, beginning in Fiscal 2026. The budgeted positions were for administrative and programmatic staff for the caregiver program. DFTA will be able to maintain the level of services for this program with the remaining budgeted positions.
- **Information Technology Contracts.** The Executive Plan includes a baselined reduction of \$411,000 in City funds, beginning in Fiscal 2027, from savings associated with DFTA's insourcing of its data management system. Previously, DFTA utilized a contracted provider for the system, which tracks clients and services, and was able to realize savings by shifting the system to be managed and operated internally.

Budget Response

Expense Priorities included in the Fiscal 2027 Executive Budget: \$0.0

In the City Council's Fiscal 2027 Preliminary Budget Response (Budget Response),² the Council identified priorities that were funded in Fiscal 2026 but were not included in the Fiscal 2027 Preliminary Budget. The Budget Response called on the Administration to restore and baseline \$2 million in one-time funding for DFTA case management. Case management services range from mental health services, home-delivered meals, service referrals, to benefits enrollment assistance. The demand for case management services has continued to increase and there have been waitlists for services for several fiscal years.

² New York City Council, "[Response to the Fiscal 2027 Preliminary Budget and Fiscal 2026 Preliminary Mayor's Management Report](#)", as of April 2026.

The Executive Plan does not include the restoration of the case management funding, as shown in the table.

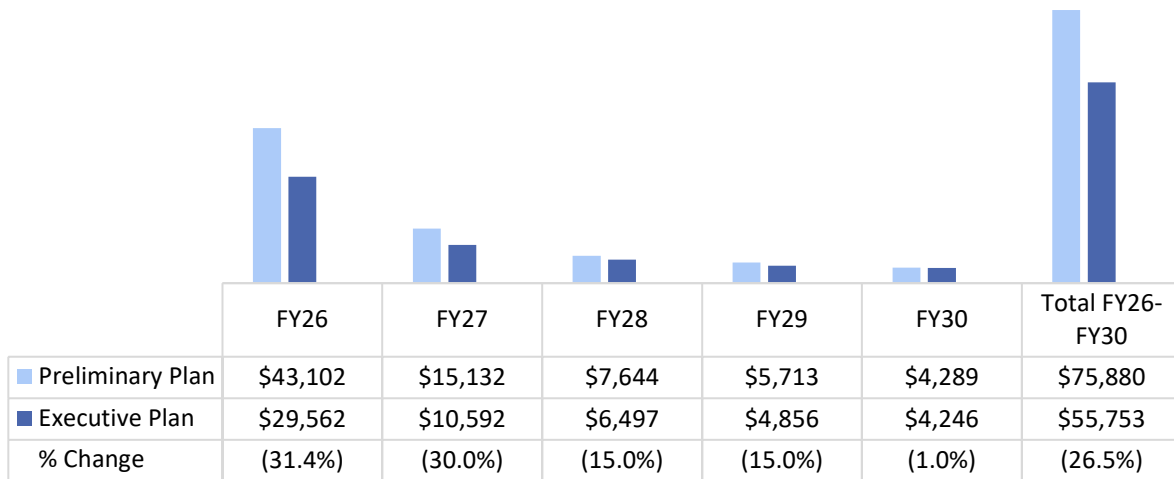
Fiscal 2027 Budget Response Expense Priorities			
#	Priorities	Amount for FY27	Amount Added in the Executive Budget for FY27
1	Case Management	\$2.0	\$0.0

Dollars in Millions

Capital Commitment Plan

- DFTA’s commitments, as presented in the Executive Capital Commitment Plan for Fiscal 2026-2030 (the Executive Commitment Plan), total \$55.8 million, 26.5 percent less than the total for the same period presented in the Preliminary Capital Commitment Plan released in February.
- The Department’s planned commitments comprise less than one percent of the City’s total \$117.14 billion Fiscal 2026-2030 Capital Commitment Plan.

Fiscal 2026-2030 Capital Commitment Plan



Dollars in Thousands

Source: New York City Office of Management and Budget

- **DFTA Headquarters Relocation.** The Executive Commitment Plan includes \$14.3 million across Fiscals 2027 to 2030 for the relocation of DFTA’s headquarters. Additionally, \$12.9 million in funding is pushed from the current Plan period (Fiscal 2026-2030) into the outyears (across Fiscals 2031 to 2034) for this project. The project’s implementation

timeline has been delayed, but it is expected to begin next fiscal year. The new location requires capital improvements before DFTA can occupy the space.

- **Older Adult Center Upgrades.** The Executive Commitment Plan includes the delay of \$6 million of borough president funding for older adult center upgrades from Fiscal 2026 to 2034.

Budget Actions in Executive Plan

<i>Dollars in Thousands</i>	FY26			FY27		
	City	Non-City	Total	City	Non-City	Total
DFTA Budget as of the FY27 Preliminary Plan	\$499,294	\$120,923	\$620,217	\$469,482	\$104,007	\$573,489
Changes Introduced in the FY27 Executive Plan						
New Needs						
Indirect Cost Rate Adjustments	\$4,197	\$0	\$4,197	\$4,197	\$0	\$4,197
Subtotal, New Needs	\$4,197	\$0	\$4,197	\$4,197	\$0	\$4,197
Other Adjustments						
Employment Grants	\$0	(\$133)	(\$133)	\$0	\$0	\$0
Healthcare Outreach Grants	0	265	265	0	223	223
Heat, Light, and Power	448	0	448	794	0	794
Homecare Training Grant	0	72	72	0	117	117
Leases	0	0	0	686	0	686
Older Adult Technology Programs	0	740	740	0	0	0
Other Adjustments	(45)	21	(25)	17	0	17
Silver Stars	0	1,195	1,195	0	0	0
Transportation Grant	0	0	0	0	527	527
Subtotal, Other Adjustments	\$403	\$2,159	\$2,563	\$1,497	\$867	\$2,364
Savings						
Caregiver Expansion Delay	(\$5,623)	\$0	(\$5,623)	\$0	\$0	\$0
Information Technology Contracts	0	0	0	(411)	0	(411)
Program Consolidation	(1,774)	0	(1,774)	(2,128)	0	(2,128)
Vacancy Reductions	(460)	0	(460)	(460)	0	(460)
Subtotal, Savings	(\$7,857)	\$0	(\$7,857)	(\$2,999)	\$0	(\$2,999)
TOTAL, All Changes in the FY27 Executive Plan	(\$3,257)	\$2,159	(\$1,098)	\$2,695	\$867	\$3,562
DFTA Budget as of the FY27 Executive Plan	\$496,037	\$123,082	\$619,119	\$472,176	\$104,873	\$577,050

Source: New York City Office of Management and Budget

DFTA Financial Summary

<i>Dollars in Thousands</i>	FY24	FY25	FY26	Executive Plan		*Difference
	Actual	Actual	Adopted	FY26	FY27	FY27 - FY26
Budget by Program Area						
Administration and Contract Agency Support	\$36,616	\$37,464	\$47,584	\$46,903	\$44,587	(\$2,997)
Case Management	48,569	52,336	49,663	58,675	59,028	9,365
Homecare	41,114	36,504	36,504	38,873	41,459	4,955
Senior Centers and Meals	242,940	323,617	362,842	352,295	348,461	(14,381)
Senior Employment & Benefits	10,872	12,695	9,386	12,285	9,015	(372)
Senior Services	129,238	94,478	99,495	110,088	74,500	(24,995)
TOTAL	\$509,350	\$557,095	\$605,475	\$619,119	\$577,050	(\$28,425)
Funding						
City Funds	\$369,634	\$396,549	\$482,988	\$496,037	\$472,176	(\$10,813)
Other Categorical	61	177	495	1,130	337	(158)
State	56,577	74,661	44,357	44,751	44,357	0
Federal - Community Development	362	1,909	362	640	362	0
Federal - Other	80,032	80,933	76,757	73,398	59,302	(17,454)
Intra-City	2,685	2,866	515	3,164	515	0
TOTAL	\$509,350	\$557,095	\$605,475	\$619,119	\$577,050	(\$28,425)
Budgeted Headcount						
Full-Time Positions	306	308	340	343	343	3
Full-Time Equivalent Positions	20	21	30	29	28	(2)
TOTAL	326	329	370	372	371	1

**The difference of Fiscal 2027 Executive Budget compared to Fiscal 2026 Adopted Budget.*

Source: New York City Office of Management and Budget