

**NEW YORK CITY COUNCIL
FINANCE DIVISION**

Tanisha S. Edwards, Esq.
Chief Financial Officer and
Deputy Chief of Staff

Richard Lee
Director

Jonathan Rosenberg
Managing Director

Chima Obichere
Deputy Director

Paul Scimone
Deputy Director

Eisha Wright
Deputy Director

Cirilhen R. Francisco
Assistant Director

Elizabeth Hoffman
Assistant Director

Jack Storey
Unit Head

Hon. Adrienne Adams
Speaker of the Council

Hon. Justin Brannan
Chair, Committee on Finance

Hon. Shekar Krishnan
Chair, Committee on Parks and Recreation

Report to the Committee on Finance and the
Committee on Parks and Recreation on the
Fiscal 2024 Executive Plan and the Fiscal 2024
Executive Capital Commitment Plan for the

Department of Parks and Recreation

May 22, 2023

Prepared by Michael Sherman, Senior Financial Analyst



Table of Contents

| | |
|---|----|
| Department of Parks and Recreation Budget Overview | 1 |
| Personal Services and Headcount | 1 |
| Funding Sources..... | 2 |
| Program Area Budgets..... | 3 |
| Executive Plan Changes | 4 |
| New Needs..... | 4 |
| Other Adjustments | 5 |
| Program to Eliminate the Gap (PEG) | 6 |
| Fiscal 2024 Preliminary Budget Response | 7 |
| Federal and State Budget Risks | 8 |
| Capital Plan Overview..... | 8 |
| Executive Ten-Year Capital Strategy Fiscal 2024-2033..... | 9 |
| Appendix A: Budget Actions since Fiscal 2023 Adoption | 11 |

Department of Parks and Recreation Budget Overview

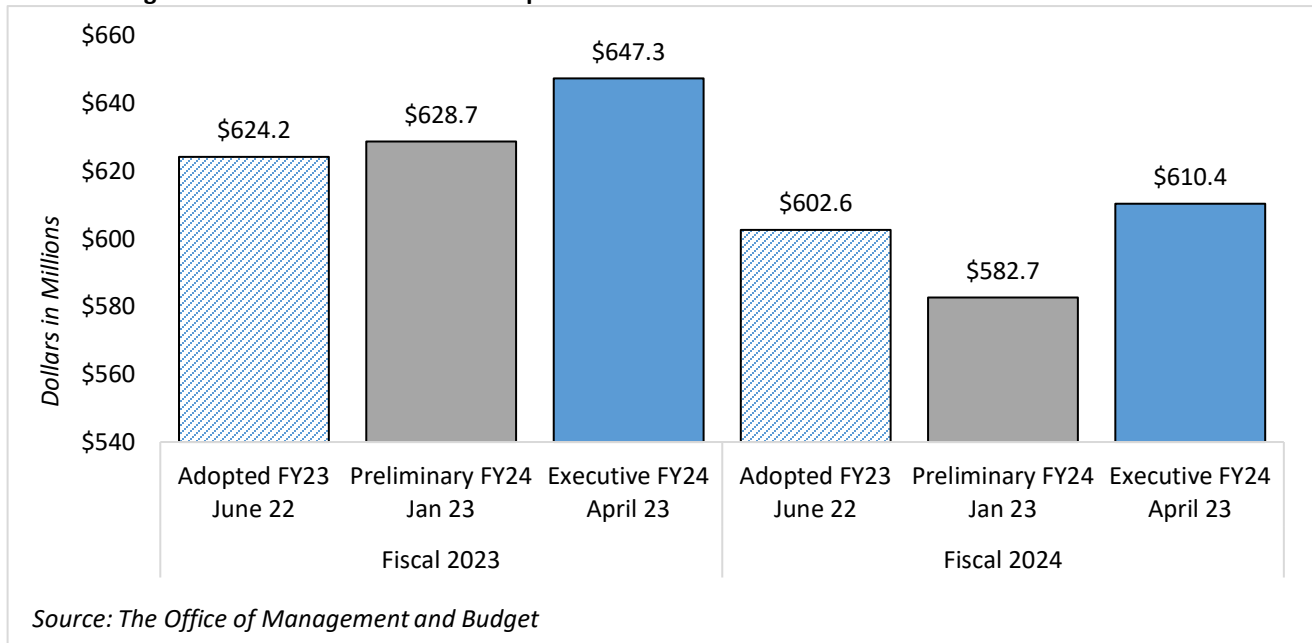
On April 26, 2023, the Administration released the Executive Financial Plan for Fiscal 2023-2027 (Executive Plan) which includes a proposed Fiscal 2024 budget of \$106.7 billion. This report offers a review of the Department of Parks and Recreation’s (the Department or DPR) Fiscal 2024 Executive Budget, including proposed budget actions taken in the Executive Plan. For additional information on DPR’s Preliminary budget, please refer to the Fiscal 2024 Preliminary Budget report at: <https://council.nyc.gov/budget/wp-content/uploads/sites/54/2023/03/Parks-1.pdf>

The Department’s projected Fiscal 2024 budget of \$610.4 million represents 0.6 percent of the City’s proposed Fiscal 2024 budget in the Executive Plan.

DPR’s Fiscal 2024 budget increased by \$27.7 million (4.8 percent), from the \$582.7 million budgeted for Fiscal 2024 in the Preliminary Financial Plan (Preliminary Plan) presented in January. The increase is the result of a number of actions taken, most significant of which are: DC37 collective bargaining adjustments, Central Park Conservancy contract increases, and the addition of several baselined positions.

DPR’s current Fiscal 2023 budget is \$23.1 million (3.7 percent) larger than the agency’s Fiscal 2023 Budget at adoption (\$624.2 million) and \$18.6 million (3.0 percent), larger than the budget presented in the Preliminary Plan.

Chart 1: Budget for Fiscals 2023 and 2024: Comparison of the Last Three Financial Plans



Personal Services and Headcount

As shown in Table 1, DPR’s Executive Plan includes funding for a total of 4,663 full-time positions in the current year, increasing to 4,698 in Fiscal 2024. The Fiscal 2024 budgeted headcount is 167 less than the budgeted headcount in Fiscal 2023 at adoption.

In the Executive Plan, funding for DPR’s personal services (all agency staffing related expenses) comprise \$473.2 million or 73.1 percent of the agency’s total Fiscal 2023 plan. This decreases to \$461.5 million or 75.6 percent in Fiscal 2024.

| Table 1: DPR Spending and Budgeted Headcount Summary | | | | | | |
|---|------------------|------------------|------------------|------------------|------------------|-------------------|
| <i>Dollars in Thousands</i> | 2021 | 2022 | 2023 | Executive Plan | | *Difference |
| | Actual | Actual | Adopted | 2023 | 2024 | 2024 - 2023 |
| Spending | | | | | | |
| Personal Services | \$408,151 | \$458,317 | \$456,361 | \$473,207 | \$461,460 | \$5,098 |
| Other Than Personal Services | 118,481 | 129,875 | 167,843 | 174,105 | 148,902 | (18,941) |
| TOTAL | \$526,632 | \$588,191 | \$624,204 | \$647,312 | \$610,362 | (\$13,842) |
| Budgeted Headcount | | | | | | |
| Full-Time Positions - Civilian | 4,005 | 3,750 | 4,830 | 4,663 | 4,698 | (132) |
| TOTAL | 4,005 | 3,750 | 4,830 | 4,663 | 4,698 | (132) |

**The difference of Fiscal 2023 Adopted Budget compared to Fiscal 2024 Executive Budget.*

Source: The Office of Management and Budget

Funding Sources

DPR’s budget is financed by City funds as well as the State and Federal funds, as is illustrated in Chart 2 and Table 2. In the current financial plan, the Department’s primary funding source is City tax-levy (CTL). In the Executive Plan CTL comprises 78.7 percent (\$509.7 million) of DPR’s total funding in the current fiscal year, down from the 80.1 percent (\$500.0 million) of the Department’s budget financed by CTL in the Fiscal 2023 Budget at adoption. CTL comprises 79.7 percent (\$486.6 million) of the Department’s Executive Plan for Fiscal 2024.

The \$18.6 million increase in DPR’s Fiscal 2023 and \$27.7 million increase in its Fiscal 2024 budget between the Preliminary Plan and the Executive Plan is primarily the result of modifications to city dollars and intra-city dollars. These changes include:

City Funding

City funding increases by \$22.6 million in Fiscal 2023 and \$28.7 million in Fiscal 2024 when compared to the Preliminary Plan.

- The Executive Plan includes City funding increase of \$21.8 million in Fiscal 2023 and \$17.8 million in Fiscal 2024 to fund the cost of the DC 37 Collective Bargaining Rate increase and retroactive payments from May 26, 2021. In addition, baselined City funding of \$7 million was added for costs related to the Central Park Conservancy contract increases beginning in Fiscal 2024.

Federal Funding

Federal funding decreases by \$854,000 in Fiscal 2023 and \$932,000 in Fiscal 2024 when compared to the Preliminary Plan.

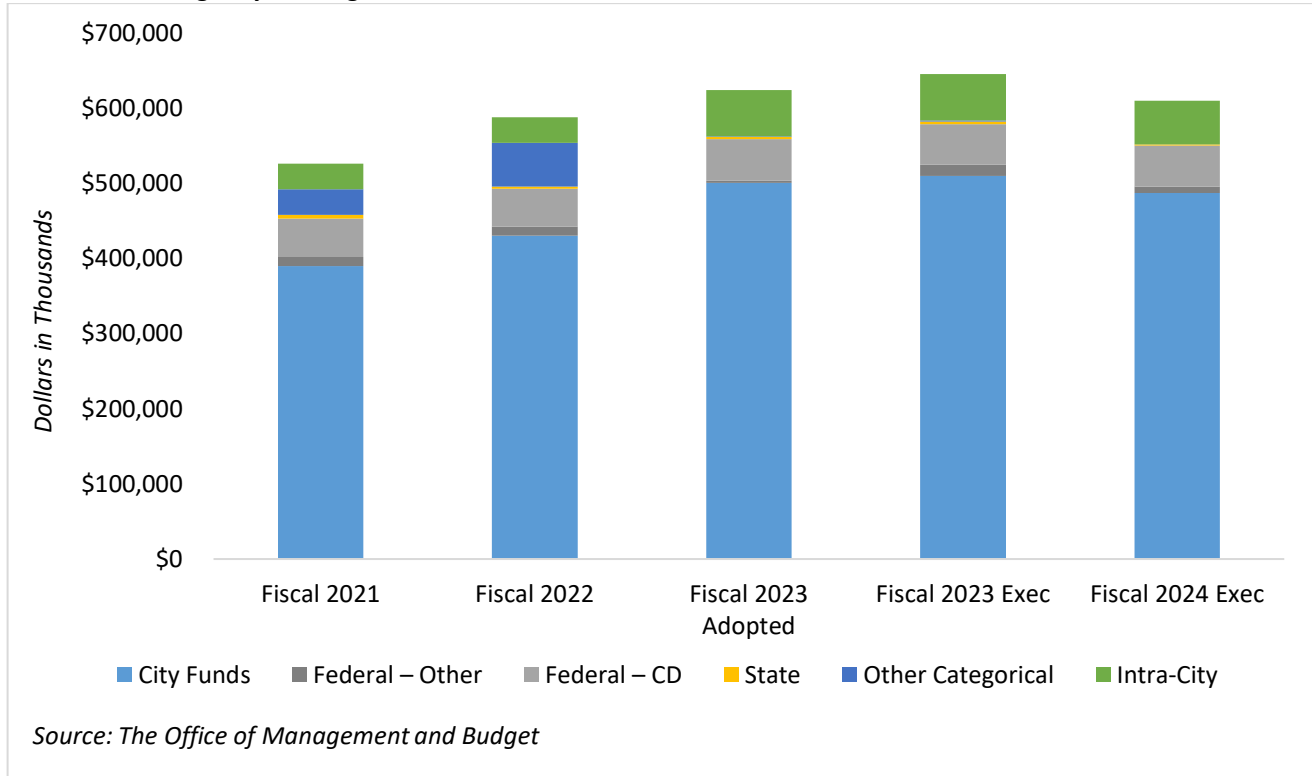
- The Executive Plan includes a \$1.0 million reduction in federal community development funding in Fiscal 2023 only for costs related to user survey.

State Funding

State funding increases by \$77,000 in Fiscal 2023 and \$103,000 in Fiscal 2024 when compared to the Preliminary Plan.

See Appendix A for a complete list of all changes reflected in DPR’s Fiscal 2023 and 2024 Budgets since Adoption.

Chart 2: DPR Budget by Funding Source



| Dollars in Thousands | 2021 Actual | 2022 Actual | 2023 Adopted | Executive Plan | | *Difference 2024 - 2023 |
|---------------------------------|------------------|------------------|------------------|------------------|------------------|-------------------------|
| | | | | 2023 | 2024 | |
| Funding | | | | | | |
| City Funds | \$389,544 | \$430,212 | \$500,025 | \$509,733 | \$486,641 | (\$13,384) |
| Other Categorical | 12,188 | 11,682 | 3,324 | 14,960 | 8,461 | 5,137 |
| Capital- IFA | 51,419 | 50,389 | 55,061 | 53,625 | 54,600 | (461) |
| State | 1,021 | 754 | 343 | 2,607 | 628 | 285 |
| Federal - Community Development | 4,638 | 3,152 | 2,634 | 3,778 | 1,701 | (932) |
| Federal - Other | 34,017 | 57,988 | 808 | 1,279 | 0 | (808) |
| Intra City | 33,806 | 34,016 | 62,011 | 61,330 | 58,331 | (3,680) |
| TOTAL | \$526,633 | \$588,193 | \$624,204 | \$647,312 | \$610,362 | (\$13,842) |

*The difference of Fiscal 2023 Adopted Budget compared to Fiscal 2024 Executive Budget.

Source: The Office of Management and Budget

Program Area Budgets

In order to provide for better transparency within agency budgets, in 2007 at the behest of the City Council, the Administration began providing agency budgets broken down by program areas for fifteen of the City’s agencies. The programmatic budgets provide a summary of planned spending in each functional area of an agency.

DPR’s program budget includes 24 program areas. The Executive Plan includes changes to DPR’s budget in Fiscal 2024 that impact most program areas. Below is a discussion of the most significant program area funding changes in the Executive Plan.

| <i>Dollars in Thousands</i> | 2021 | 2022 | 2023 | Executive Plan | | *Difference |
|-----------------------------------|------------------|------------------|------------------|------------------|------------------|-------------------|
| | Actual | Actual | Adopted | 2023 | 2024 | 2024 - 2023 |
| Budget by Program Area | | | | | | |
| Administration- Bronx | \$3,820 | \$3,550 | \$3,262 | \$3,281 | \$3,278 | \$16 |
| Administration- Brooklyn | 2,877 | 2,781 | 1,951 | 1,994 | 1,974 | 23 |
| Administration- General | 28,540 | 32,982 | 34,524 | 36,846 | 36,782 | 2,258 |
| Administration- Manhattan | 2,224 | 2,064 | 1,930 | 2,031 | 1,930 | 0 |
| Administration- Queens | 2,610 | 2,509 | 1,928 | 1,937 | 1,928 | 0 |
| Administration- Staten Island | 1,708 | 1,846 | 789 | 808 | 789 | 0 |
| Capital | 53,444 | 49,968 | 57,082 | 61,101 | 56,351 | (731) |
| Forestry & Horticulture- General | 19,696 | 29,191 | 33,079 | 31,608 | 23,584 | (9,495) |
| Maint & Operations- Bronx | 27,171 | 29,219 | 28,774 | 32,813 | 31,730 | 2,955 |
| Maint & Operations- Brooklyn | 32,499 | 39,788 | 38,283 | 48,019 | 44,773 | 6,490 |
| Maint & Operations- Central | 154,090 | 174,734 | 170,649 | 162,415 | 143,557 | (27,092) |
| Maint & Operations- Manhattan | 45,633 | 45,012 | 47,550 | 57,237 | 59,147 | 11,597 |
| Maint & Operations- POP Program | 32,906 | 34,558 | 61,374 | 56,527 | 57,720 | (3,655) |
| Maint & Operations- Queens | 38,387 | 42,296 | 42,071 | 47,214 | 49,529 | 7,458 |
| Maint & Operations- Staten Island | 16,701 | 18,698 | 19,813 | 23,162 | 21,631 | 1,818 |
| Maint & Operations- Zoos | 21,390 | 21,000 | 6,994 | 7,802 | 7,608 | 614 |
| PlaNYC 2030 | 551 | 302 | 9,368 | 143 | 2,219 | (7,148) |
| Recreation- Bronx | 1,140 | 3,325 | 3,069 | 2,889 | 2,875 | (194) |
| Recreation- Brooklyn | 5,198 | 5,573 | 4,277 | 3,951 | 3,986 | (291) |
| Recreation- Central | 6,122 | 8,309 | 12,040 | 14,790 | 14,254 | 2,215 |
| Recreation- Manhattan | 5,388 | 4,985 | 7,390 | 7,124 | 7,002 | (389) |
| Recreation- Queens | 1,528 | 3,229 | 4,224 | 4,110 | 4,030 | (194) |
| Recreation- Staten Island | 807 | 1,823 | 2,449 | 2,997 | 2,352 | (97) |
| Urban Park Service | 22,203 | 30,451 | 31,333 | 36,514 | 31,333 | 0 |
| TOTAL | \$526,632 | \$588,191 | \$624,204 | \$647,312 | \$610,362 | (\$13,842) |

**The difference of Fiscal 2023 Adopted Budget compared to Fiscal 2024 Executive Budget.
Source: The Office of Management and Budget*

- **Maintenance & Operations – Central:** The Executive Plan includes \$143.6 million in Fiscal 2024 for the Maintenance and Operations – Central program area, \$27.1 million less than the Fiscal 2023 Budget at Adoption. This is largely due to changes in contractual services and supplies and materials.
- **Maintenance & Operations – Manhattan:** The Executive Plan includes \$59.1 million in Fiscal 2024 for the Maintenance and Operations – Manhattan program area, an increase of \$11.6 million when compared to the Fiscal 2023 Budget at Adoption.

Executive Plan Changes

Each financial plan is comprised of changes to an agency’s budget from the prior plan. These changes are comprised of new needs that have not previously been included in the agency’s budget, other adjustments to existing spending (these adjustments can involve adding additional funding or removing funding), savings programs which provide additional resources either through reduced spending or increased revenue, and savings restorations which include the restoration of expenditures that had been reduced in prior financial plans.

A summary of all changes made to DPR’s financial plan since adoption can be found in Appendix A.

New Needs

DPR’s Executive Plan includes six new needs, totaling \$809,000 in Fiscal 2023 and \$16.3 million in Fiscal 2024, increasing to \$16.7 million by Fiscal 2027.

- **Arborist Apprenticeship Program** (\$3.3 million in Fiscal 2024 and the outyears). The Executive Plan includes an additional \$3.3 million in City funds in Fiscal 2024 and the outyears to support 50 new baselined positions. This funding will allow DPR to train climbers and pruners during a 15-month apprenticeship program where successful students will be offered jobs with DPR. The goal of this program is to incentivize more people to become climbers and pruners, a position that DPR has had trouble recruiting in the past. These funds provide for 35 Associate Park Service Workers, 5 climber pruners, 5 park supervisors, 3 community coordinators, 1 deputy director, and 1 director.
- **Central Park Conservancy Contract Increase** (\$7 million in Fiscal 2024 and in the outyears). The Executive Plan includes baselined funding of \$7 million starting in Fiscal 2024 for costs associated with the Central Park Conservancy contract increase.
- **DC 37 Collective Bargaining Adjustment – Zoos** (\$809,000 in Fiscal 2023 and growing to \$1.0 million by Fiscal 2026). The Executive Plan includes an additional \$808,531 in Fiscal 2023, \$613,873 in Fiscal 2024, \$826,186 in Fiscal 2025 and \$1.0 million in Fiscals 2026 and 2027 for the five-plus years collective bargaining agreement contract with District Council (DC) 37. This funding is added as part of the costs associated with operating the three City zoos managed by the Wildlife Conservation Society (WCS).
- **NYC SPARX Program** (\$335,000 in Fiscal 2024 and in the outyears). The Executive Plan includes baselined funding of \$335,000 starting in Fiscal 2024 for the Department’s NYC SPARX program. The NYC SPARX program is a STEAM (Science, Technology, Engineering, Arts, and Mathematics) program geared towards young people (ages 6 - 24) that identify as female to engage in activities and career paths more often associated with those that identify as male. The goal is to close the gender gap and increase female representation in STEAM fields.
- **Trail Formalization Program** (\$2.4 million in Fiscal 2024 and the outyears). The Executive Plan includes an additional \$2.4 million in City funds in Fiscal 2024 and in the outyears to support 33 new positions. This funding will allow DPR to hire workers to formalize and improve trails within NYC parks as well as install wayfinding signage and erosion control structures. The titles being funded are not finalized; but potential titles include community associate, administrative horticulturist, urban park ranger, and others.
- **Tree Risk Management** (\$2.7 million in Fiscal 2024 and the outyears). The Fiscal 2024 Executive Plan includes baselined new need funding of \$2.7 million and 23 headcount positions beginning in Fiscal 2024 in the DPR’s Tree Risk Management Program. Through the Tree Risk Management Program, DPR will be able to inspect trees and identify concerns before they become major problems and perform a more systematic and preventive tree care.

Other Adjustments

DPR’s Executive Plan includes \$32.8 million in other adjustments in Fiscal 2023 and \$31.5 million in Fiscal 2024. Some of the major adjustments include the following.

- **DC37 Collective Bargaining Adjustment** (\$33.1 million in Fiscal 2023 and \$28.5 million in Fiscal 2024). On February 17, 2023, the Mayor announced a collective bargaining contract agreement with District Council 37 (DC 37). The Executive Plan includes an additional \$33.1 million in Fiscal 2023, \$28.5 million in Fiscal 2024, \$37.8 million in Fiscal 2025, and \$47.0 million in Fiscals 2026 and 2027 for DPR’s costs associated with the collective bargaining agreement.

- **Heat, Light and Power** (\$461,000 in Fiscal 2023 and \$2.2 million in Fiscal 2024 and in the outyears). The Executive Plan includes an additional \$461,000 in Fiscal 2023 and \$2.2 million in Fiscal 2024 and in the outyears related to heat, light and power costs.

Program to Eliminate the Gap (PEG)

DPR's Executive Plan includes expense reductions of \$15.0 million in Fiscal 2023, \$20.1 million in Fiscal 2024, \$20.0 million in Fiscals 2025, and \$29.2 million in Fiscal 2026 and Fiscal 2027 relating to the Citywide Program to Eliminate the Gap (PEG) savings initiative. Some of the major adjustments are detailed below. According to DPR, these PEGs will not result in any reductions to service and there will be no associated impacts to the agency's operations.

- **Less Than Anticipated IFA Spending** (\$3 million reduction in Fiscal 2023). The Plan includes a reduction of \$3 million in Inter Fund Agreement (IFA) spending due to Personal Service (PS) accruals for the current fiscal year. These PS accruals are due to vacant positions allowing for a one-time adjustment of the budget due to a projected IFA surplus. IFA is funding from the capital budget shifted to the expense budget for capital work performed by the Department's staff.
- **Less Than Anticipated OTPS Spending** (\$1.0 million in Fiscal 2023 and \$5.1 million in Fiscal 2024). The Executive Plan includes Other Than Personal Services (OTPS) savings of \$1.0 million in Fiscal 2023 and \$5.1 million in Fiscal 2024, \$5 million in Fiscal 2025 and \$4.2 million in Fiscal 2026 and Fiscal 2027.
- **Less Than Anticipated Parks Opportunity Program (POP) Spending** (\$9 million in Fiscal 2023 and \$8 million in Fiscal 2024 and the outyears). The Executive Plan includes savings of \$9 million in Fiscal 2023 and \$8 million in Fiscal 2024 and in the out years in Intra-City spending. This savings is due to DPR having fewer active POP participants than budgeted as a result of limited referrals from the NYC Human Resources Administration (HRA). The State has waived the mandatory work assignment which has led to a reduction in the number of POP participants. There were 1,420 active participants for a budgeted headcount of 1,700 as of March 2023, a vacancy rate of 16.5 percent.
- **Less Than Anticipated Seasonal Spending** (\$1 million in Fiscal 2023 and \$4 million in Fiscal 2024 and in the outyears). The Executive Plan includes savings of \$1 million in Fiscal 2023 and \$3 million in Fiscal 2024 and in the outyears as a result of less than anticipated seasonal spending. Due to challenges with filling lifeguard and certain seasonal positions the Department has unforeseen vacancies which allow for the less than anticipated spending to be included as a PEG.
- **Less Than Anticipated Spending for Hard-to-Recruit Titles** (\$1 million in Fiscal 2023 and \$3 million in Fiscal 2024 and in the outyears). The Executive Plan includes savings of \$1 million in Fiscal 2023 and \$3 million in Fiscal 2024 and in the outyears in City funding. This savings is the result of the delay between the opening and filling of positions for several hard to recruit titles such as urban park ranger, climber and pruner, and others.

Fiscal 2024 Preliminary Budget Response

In the City Council’s Fiscal 2024 Preliminary Budget Response (Budget Response)¹, the Council identified several areas of concern relating to parks. The six proposals included in the Budget Response are listed in Table 4 and detailed below. No new funding was added in the Executive Plan for any of the proposals.

| Response Priorities | Amount Requested | Amount Included in the Executive Budget |
|---|------------------|---|
| Provide Funding for Parks Positions | \$46,000,000 | \$0 |
| Funding for Additional 300 PEP Officers | \$22,500,000 | \$0 |
| Tree Stump Removal | \$2,000,000 | \$0 |
| Urban Park Rangers (PS) | \$4,100,000 | \$0 |
| Forest and Natural Maintenance | \$2,500,000 | \$0 |
| Green Thumb Materials | \$2,600,000 | \$0 |

Funding for Additional 300 PEP Officers: In the Budget Response, the Council called for funding of an additional 300 Parks Enforcement Patrol (PEP) officers so that New York City parks can be properly patrolled. There is currently only one PEP officer per every 100 acres of City parkland; the Council called on the administration to double funding for these positions. The Executive Plan included no funding for this proposal.

- **Tree Stump Removal:** In the Budget Response the Council called on the Administration to include \$2 million in funding for tree stump removal. New York City has several thousand tree stumps that are in need of removal leading to blights and further delaying the planting of new trees. The Executive Plan included no funding for this proposal.
- **Provide Funding for Parks Positions:** In the Budget Response the Council called for the Administration to provide \$46 million in baselined funding to create 1,000 additional entry-level jobs in the Parks Department. This would serve to not only improve the quality of the City’s parks but would also create a pipeline to long-term public service careers. The Department is the largest City employer of people without college degrees. The Executive Plan does not include funding for this initiative.
- **Urban Park Rangers (PS):** In the Budget Response the Council called on the Administration to provide \$4.1 million in baseline funding to support the hiring of 50 Urban Park Rangers (UPRs). There are currently 272 budgeted UPRs that perform many duties at New York City parks such as leading educational programs for children, greeting visitors, patrolling parks and natural areas, and issuing summonses and arresting violators. There are too few UPRs to effectively cover all 30,000 acres of New York City parks and ensure that visitors have the best possible experience. The Executive Plan does not include additional funding for hiring UPRs.
- **Forest and Natural Maintenance:** In the Budget Response the Council called for the Administration to provide \$2.5 million in baseline funding to support the preservation of natural forest through forest restorations and plantings, trail management, increased plant production, as well as monitoring and assessment. There is a need to preserve and maintain the natural forest that exists in New York City. However, the Department of Parks and

¹ The full response can be found at: <http://council.nyc.gov/wp-content/uploads/2023/04/Fiscal-2024-Preliminary-Budget-Response.pdf>

Recreation does not have enough funding to perform this essential service. The Executive Plan does not include additional funding for this initiative.

- Green Thumb Materials:** In the Budget Response the Council called for the Administration to provide \$2.6 million in baseline funding to provide GreenThumb gardens the resources to purchase new soil, new raised beds, and other resources needed by gardeners. GreenThumb is the largest urban gardening program in the country and supports over 550 community gardens. GreenThumb provides free gardening materials as well as training and support to volunteers in communities across the City. There are three teams within GreenThumb: Community Engagement, Operations, and Planning and Programs. The Administration did not provide additional funding in the Executive Plan for this initiative.

Federal and State Budget Risks

There are no assumed Federal or State Budget risks at this time.

Capital Plan Overview

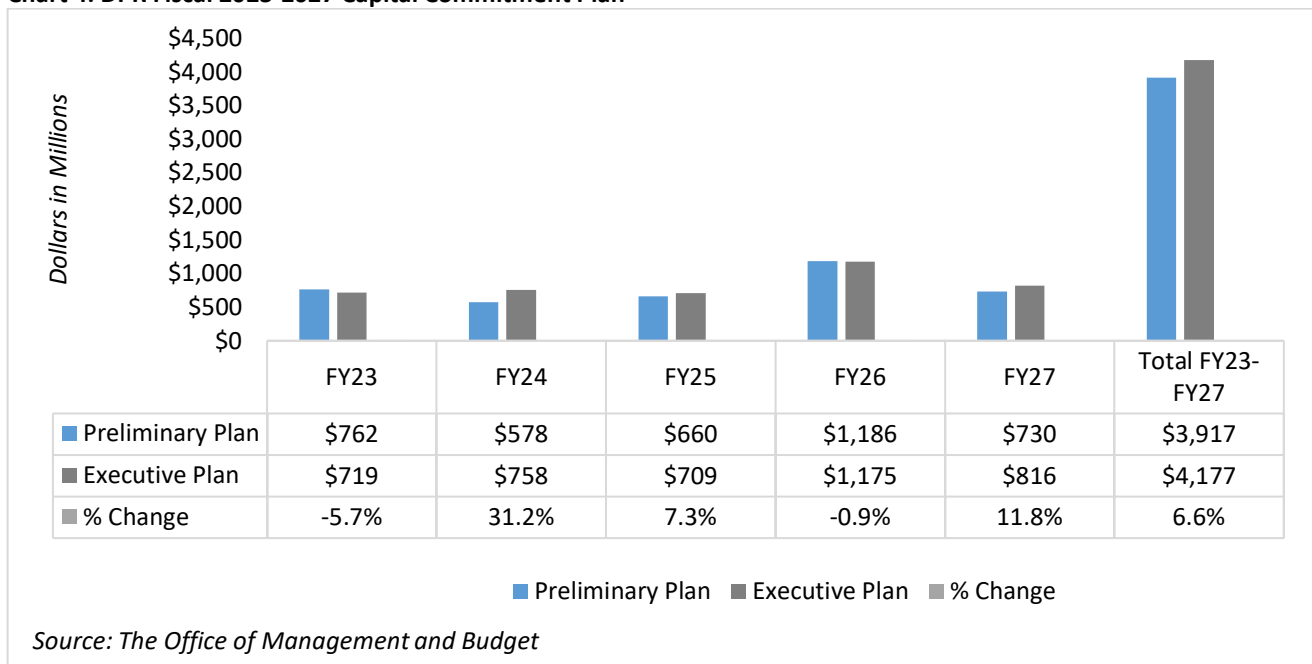
On April 26, 2023, Mayor Eric Adams released the Executive Capital Commitment Plan for Fiscal 2023-2027 (the Commitment Plan), the Fiscal 2024-2027 Executive Capital Budget (the Capital Budget) and the Fiscal 2024-2033 Ten-Year Capital Strategy (the Strategy).

This section provides an overview of the Commitment Plan, and the Strategy for the Department of Parks and Recreation.

Fiscal 2023-2027 Capital Commitment Plan

DPR’s planned commitments for Fiscal 2023 through 2027 as presented in the Fiscal 2024 Capital Commitment Plan total \$4.2 billion, 6.6 percent greater than the total for the same period as presented in the Preliminary Capital Commitment Plan released in January. The Department’s planned commitments comprise 4.3 percent of the City’s total \$97.9 billion Fiscal 2023 through 2027 plan.

Chart 4: DPR Fiscal 2023-2027 Capital Commitment Plan



The amount of commitments planned for each year of the plan period is relatively uniform, with 17.2 percent of the entire planned expenditure in the current year, 18.1 percent in Fiscal 2024, and 17.0, 28.1, and 19.6 in Fiscals 2025, 2026, and 2027 respectively.

Capital Highlights

- **DPR Owned Bridges Citywide:** DPR's Executive Commitment Plan includes \$735.4 million for various DPR owned bridge projects citywide. Some of the projects included are:
 - Riverside Park Amtrak Overbuild (\$348 million)
 - East 14th St. Bike Path (\$171.4 million)
 - Bridge over Prospect Park Lake (\$26.9 million)
- **Park Improvements, All Boroughs:** DPR's Executive Commitment Plan includes 655 projects related to park improvements with a total cost of \$1.2 billion. Some of the projects included are:
 - Promenade over FDR East. 81st – 90th Street (\$80.4 million)
 - Bayswater Park Reconstruction (\$40 million)
 - CPC Reconstruction of the Pool & Rink at Harlem Meer (\$28.2 million)
 - Lemon Creek Marina (\$9.5 million)

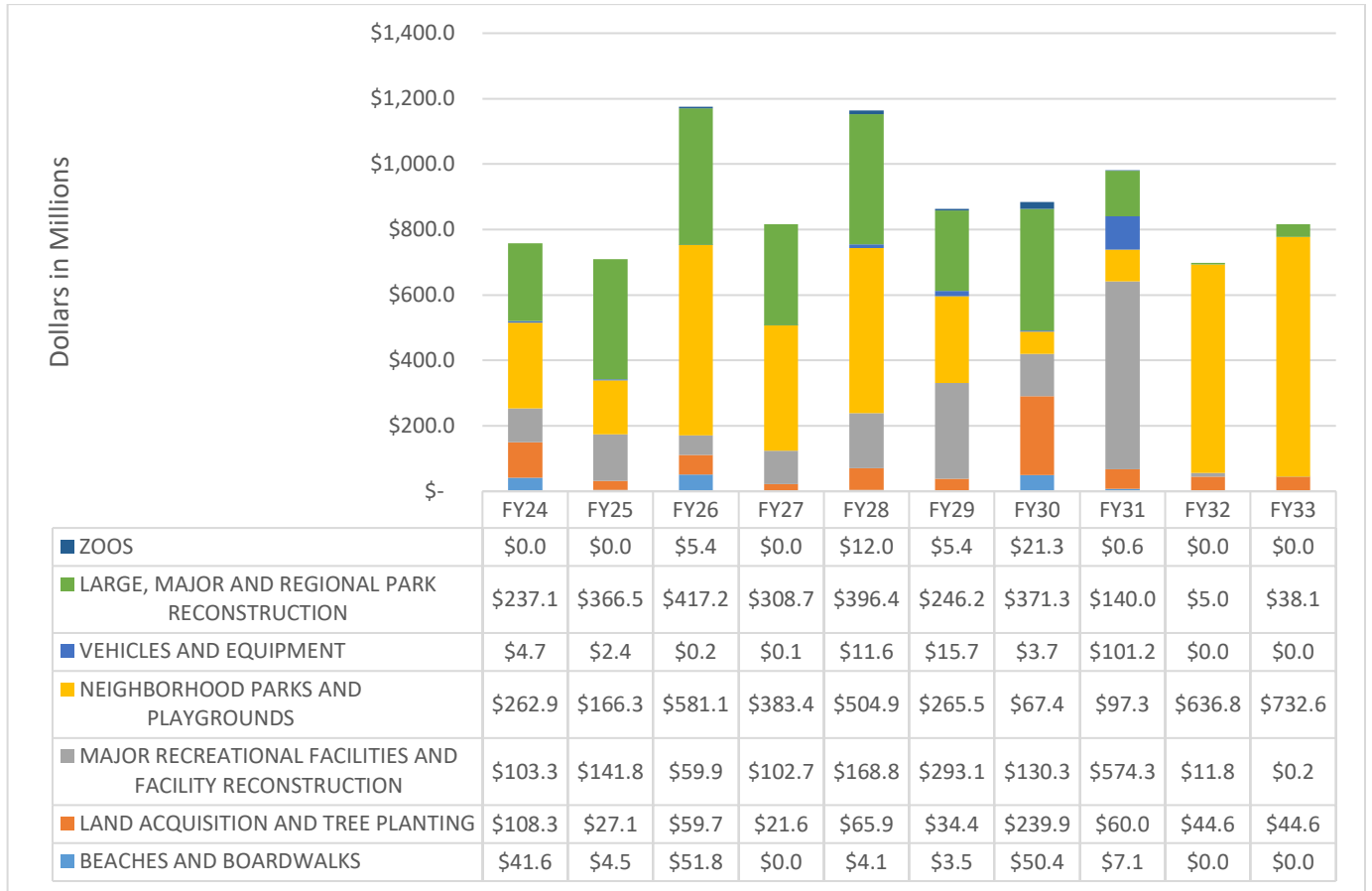
Executive Ten-Year Capital Strategy Fiscal 2024-2033

The Ten-Year Strategy is the City's long term capital planning document which provides a framework for capital spending by agency. The Strategy is released every two years as mandated by the City Charter.

The City's Ten-Year Strategy totals \$164.8 billion (all funds). The Strategy provides information on the comprehensive infrastructure planning that the City undertakes and explains the connection between capital investment and strategic priorities. It is designed to help prioritize investment decisions across all capital agencies and communicate to the public an integrated approach to capital planning across infrastructure types, in line with the growth of the City.

The Department of Parks and Recreation's Ten-Year Strategy includes \$8.9 billion in Fiscal 2024–2033 for capital construction and reconstruction projects. The funding includes \$3.7 billion for Neighborhood Parks and Playground; \$2.5 billion for Large, Major, and Regional Park; \$1.6 billion for Major Recreational Facilities and Facility Reconstruction; \$706 million for Land Acquisition and Tree Planting; \$139.8 million for Vehicles and Equipment; \$163.1 million for Beaches and Boardwalks and; \$44.6 million for Zoos.

Chart 4: Fiscal 2024-2033 Ten-Year Capital Strategy



Appendix A: Budget Actions since Fiscal 2023 Adoption

| <i>Dollars in Thousands</i> | FY23 | | | FY24 | | |
|----------------------------------|------------------|-----------------|------------------|------------------|-----------------|------------------|
| | City | Non-City | Total | City | Non-City | Total |
| FY23 Adopted Budget | \$562,036 | \$62,168 | \$624,204 | \$541,332 | \$61,307 | \$602,639 |
| Other Adjustments | | | | | | |
| 34TH ST PARTNERS MARIA HERN PK | \$0 | \$36 | \$36 | 0 | \$0 | \$0 |
| Alliance for FMCP | 0 | 210 | 210 | 0 | 0 | 0 |
| Assmnt Techniques950 | 0 | 133 | 133 | 0 | 0 | 0 |
| Bronx Adopt A Park | 0 | 31 | 31 | 0 | 0 | 0 |
| Bronx River Channel | 0 | 50 | 50 | 0 | 0 | 0 |
| Brooklyn Adopt A Park | 0 | 91 | 91 | 0 | 0 | 0 |
| BROOKLYN BRIDGE PARK | 0 | 1,734 | 1,734 | 0 | 0 | 0 |
| Bush Terminal | 0 | 126 | 126 | 0 | 0 | 0 |
| CENTRAL PARK CONSERVANCY PEP | 0 | 42 | 42 | 0 | 0 | 0 |
| Central Recreation Programs | 0 | 83 | 83 | 0 | 0 | 0 |
| Collective Bargaining - Plumbers | 686 | 0 | 686 | 686 | 0 | 686 |
| COMMUNITY REIMBURSEMENT | 0 | 42 | 42 | 0 | 0 | 0 |
| Demand Response | 0 | 217 | 217 | 0 | 0 | 0 |
| DOMINO SUGAR | 0 | 89 | 89 | 0 | 0 | 0 |
| East River Waterfront Esplanad | 0 | 348 | 348 | 0 | \$348 | 348 |
| Ecosystems Effect5020 | 0 | 53 | 53 | 0 | 0 | 0 |
| Energy personnel | 0 | 0 | 0 | 0 | 0 | 0 |
| ExCEL Projects | 0 | 0 | 0 | 0 | 0 | 0 |
| FMCP Wayfinding | 0 | 271 | 271 | 0 | \$4,775 | 4,775 |
| FORT GREEN | 0 | 147 | 147 | 0 | 0 | 0 |
| Fort Totten Lab Share | 0 | 73 | 73 | 0 | 0 | 0 |
| FY23 & OY Parks Water Takedn | (98) | 0 | (98) | (98) | 0 | (98) |
| FY23 NYCCC-PARKS | 731 | 0 | 731 | 0 | 0 | 0 |
| FY23 Sandy Expenses | 0 | 11 | 11 | 0 | 0 | 0 |
| FY23 TS Ida Costs | 0 | 160 | 160 | 0 | 0 | 0 |
| FY23 Usership Survey Roll | 0 | 2,000 | 2,000 | 0 | 0 | 0 |
| General Adopt A Park | 0 | 137 | 137 | 0 | 0 | 0 |
| Greenacre Foundation | 0 | 68 | 68 | 0 | 0 | 0 |
| Greenpoint Waterfront Access A | 0 | 107 | 107 | 0 | 0 | 0 |
| Harbor Brook Wetland932 | 0 | 151 | 151 | 0 | 0 | 0 |
| Harding Park Tidal938 | 0 | 113 | 113 | 0 | \$50 | 50 |
| Harlem River Living947 | 0 | 82 | 82 | 0 | 0 | 0 |
| HIGH LINE | 0 | 330 | 330 | 0 | 0 | 0 |
| Hudson Park | 0 | 300 | 300 | 0 | 0 | 0 |
| HUDSON RIVER PARK TRUST | 0 | 1,687 | 1,687 | 0 | 0 | 0 |
| HUNTERS POINT SOUTH | 0 | 131 | 131 | 0 | \$99 | 99 |
| Idlewild Park Coastal Marsh940 | 0 | 438 | 438 | 0 | 0 | 0 |
| Living Shoreline & Marsh770 | 0 | 288 | 288 | 0 | 0 | 0 |
| MADISON SQUARE PARK CONS. | 0 | 358 | 358 | 0 | 0 | 0 |
| Manhattan Adopt A Park | 0 | 56 | 56 | 0 | \$101 | 101 |
| Manhattan Parks Improvement | 0 | 46 | 46 | 0 | 0 | 0 |
| MET DETAIL | 0 | 57 | 57 | 0 | 0 | 0 |
| Mitigation Hook Creek 5500 | 0 | 125 | 125 | 0 | 0 | 0 |
| NOAA marine Debris 787 | 0 | 80 | 80 | 0 | 0 | 0 |
| NRG5291 | 0 | 7 | 7 | 0 | 0 | 0 |
| NRPA-Great Urban Parks Campaig | 0 | 90 | 90 | 0 | 0 | 0 |
| NY HARBOR FOUNDATION SOUNDVIEW | 0 | 40 | 40 | 0 | 0 | 0 |

| <i>Dollars in Thousands</i> | FY23 | | | FY24 | | |
|--|-------------------|-----------------|-------------------|-------------------|-----------------|-------------------|
| | City | Non-City | Total | City | Non-City | Total |
| Port Authority | 0 | 979 | 979 | 0 | 0 | 0 |
| Queens Adopt A Park | 0 | 78 | 78 | 0 | 0 | 0 |
| QUEENS PLAZA | 0 | 0 | 0 | 0 | \$(175) | (175) |
| Queens Plaza Project Area | 0 | (137) | (137) | 0 | 0 | 0 |
| RCM Projects | 280 | 0 | 280 | 0 | 0 | 0 |
| RECTOR CHRUCH | 0 | 96 | 96 | 0 | 0 | 0 |
| Riverside Park South5255 | 0 | 851 | 851 | 0 | 0 | 0 |
| SAM IMPROVMENT OCEAN BREEZE | 0 | 585 | 585 | 0 | 0 | 0 |
| Sawmill Creek Mitigation788 | 0 | 30 | 30 | 0 | 0 | 0 |
| Shape Up NYC | 0 | 33 | 33 | 0 | 0 | 0 |
| Shoreline Parks Plan5129 | 0 | 289 | 289 | 0 | 0 | 0 |
| SNACK REIMBURSEMENT | 0 | 3 | 3 | 0 | 0 | 0 |
| Snack Reimbursement Program | 0 | 1 | 1 | 0 | 0 | 0 |
| Stapleton Waterfront | 0 | 161 | 161 | 0 | 0 | 0 |
| STATE MISCELLANEOUS | 0 | 50 | 50 | 0 | 0 | 0 |
| STATE PARKS MEMBER ITEMS | 0 | 30 | 30 | 0 | 0 | 0 |
| Staten Island Adopt A Park | 0 | 53 | 53 | 0 | 0 | 0 |
| Sunset Cove766 | 0 | 32 | 32 | 0 | 0 | 0 |
| Tree Trust | 0 | 240 | 240 | 0 | 0 | 0 |
| Urban Park Ranger Programs | 0 | 13 | 13 | 0 | 0 | 0 |
| Washington Square Park Conserv | 0 | 458 | 458 | 0 | 0 | 0 |
| Washington Square Park NYU | 0 | 426 | 426 | 0 | 0 | 0 |
| Wetland Restoration936 | 0 | 9 | 9 | 0 | 0 | 0 |
| WHPP5802 | 0 | 830 | 830 | 0 | 0 | 0 |
| WPAA WILLIAMSBURG EDGE | 0 | 263 | 263 | 0 | 0 | 0 |
| Subtotal, Other Adjustments | \$1,599 | \$16,011 | \$17,610 | \$588 | \$5,198 | \$5,786 |
| PEG | | | | | | |
| OTPS Accrual Savings | \$(3,901) | \$0 | \$(3,901) | \$(11,668) | \$0 | \$(11,668) |
| Telecommunication Savings | (97) | 0 | (97) | (292) | 0 | (292) |
| Vacancy Reduction | (11,100) | 0 | (11,100) | (11,100) | 0 | (11,100) |
| Subtotal, PEG | (\$15,098) | \$0 | \$(15,098) | (\$23,060) | \$0 | (\$23,060) |
| TOTAL, All Changes | \$(13,499) | \$16,011 | \$2,512 | \$(22,472) | \$5,198 | \$(17,274) |
| FY23 November Plan | \$548,537 | \$78,179 | \$626,716 | \$518,860 | \$66,505 | \$585,365 |
| New Needs | | | | | | |
| Get Stuff Built ULURP Application | \$0 | \$0 | \$0 | \$250 | \$0 | \$250 |
| Neighborhood Rat Reduction Plan - Harlem | 468 | 0 | 468 | 656 | 0 | 656 |
| Subtotal, New Needs | \$468 | \$0 | \$468 | \$906 | \$0 | \$906 |
| Other Adjustments | | | | | | |
| Arverne Central Park Reserve | \$0 | \$196 | \$196 | 0 | 0 | \$0 |
| Bronx River Alliance | 0 | 5 | 5 | 0 | 0 | 0 |
| CC Member Items Reallocation | (107) | 0 | (107) | 0 | 0 | 0 |
| City Service Corps Parks | (172) | 0 | (172) | 0 | 0 | 0 |
| ExCEL Projects | 112 | 0 | 112 | 0 | 0 | 0 |
| Heat, Light and Power | 1,032 | 0 | 1,032 | 0 | 0 | 0 |
| Heating Fuel Adjustment | 300 | 0 | 300 | 0 | 0 | 0 |
| Manhattan M&OP Private | 0 | 44 | 44 | 0 | 0 | 0 |
| Motor Fuel | (76) | 0 | (76) | 0 | 0 | 0 |
| Movies under the Stars-Parks | 472 | 0 | 472 | 0 | 0 | 0 |
| PARKS POP PLUS AND EDUCATION | 351 | 0 | 351 | 0 | 0 | 0 |
| Smart Parking Advncng Comprhns | 0 | 37 | 37 | 0 | 0 | 0 |
| Steamfitters Collective Bargaining Funding | 100 | 0 | 100 | 100 | 0 | 100 |
| Zoos, Botanical Gardens & Aqu | 0 | 125 | 125 | 0 | 125 | 125 |
| Subtotal, Other Adjustments | \$2,012 | \$407 | \$2,419 | \$100 | \$125 | \$225 |

| <i>Dollars in Thousands</i> | FY23 | | | FY24 | | |
|---|------------------|------------------|------------------|------------------|------------------|------------------|
| | City | Non-City | Total | City | Non-City | Total |
| PEG | | | | | | |
| <i>Vacancy Reduction</i> | \$0 | \$(1,934) | \$(1,934) | \$0 | \$(3,868) | \$(3,868) |
| Subtotal, PEG | \$0 | \$(1,934) | \$(1,934) | \$0 | \$(3,868) | \$(3,868) |
| TOTAL, All Changes | \$2,480 | \$(1,527) | \$953 | \$1,006 | \$(3,743) | \$(2,737) |
| FY24 Preliminary Plan | \$552,096 | \$76,650 | \$628,746 | \$519,867 | \$62,811 | \$582,678 |
| New Needs | | | | | | |
| Arborist Apprenticeship Program | \$0 | \$0 | 0 | \$3,258 | \$0 | \$3,258 |
| Central Park Conservancy Contract Increase. | 0 | 0 | 0 | 7,000 | 0 | 7,000 |
| DC 37 collective bargaining adjustment (Zoos) | 809 | 0 | 809 | 614 | 0 | 614 |
| NYC SPARX Program | 0 | 0 | 0 | 335 | 0 | 335 |
| Trail Formalization Program | 0 | 0 | 0 | 2,413 | 0 | 2,413 |
| Tree Risk Management | 0 | 0 | 0 | 2,683 | 0 | 2,683 |
| Subtotal, New Needs | \$809 | \$0 | \$809 | \$16,303 | \$0 | \$16,303 |
| Other Adjustments | | | | | | |
| 24EXEC_CDADJ | \$0 | \$0 | \$0 | \$0 | \$(989) | \$(989) |
| Bronx River Alliance | 0 | 27 | 27 | 0 | 0 | \$0 |
| CC Member Items Reallocation. | (9) | 0 | (9) | 0 | 0 | \$0 |
| CSC Funding Adjustment | 17 | 0 | 17 | 0 | 0 | \$0 |
| CENTRAL PARK CONSERVANCY PEP | 0 | \$7 | 7 | 0 | 0 | \$0 |
| DC 37 \$18/hr Minimum Wage (JTP) | 0 | 0 | 0 | 1,464 | 0 | 1,464 |
| DC 37 Collective Bargaining Adjustment - Intra-City Funds | 31 | 0 | 31 | 33 | 0 | 33 |
| DC 37 collective bargaining adjustment (CD) | 0 | 145 | 145 | 0 | 57 | 57 |
| DC 37 Collective Bargaining Adjustment (IC Funds - DPR) | 7 | 0 | 7 | 7 | 0 | 7 |
| DC 37 collective bargaining adjustment (IC) | 85 | 0 | 85 | 66 | 0 | 66 |
| DC 37 Collective Bargaining adjustment (IFA) | 0 | 3,498 | 3,498 | 0 | 3,407 | 3,407 |
| DC 37 collective bargaining adjustment (JTP) | 4,551 | 0 | 4,551 | 2,881 | 0 | 2,881 |
| DC 37 collective bargaining adjustment (City) | 21,792 | 0 | 21,792 | 17,752 | 0 | 17,752 |
| DC 37 collective bargaining adjustment (Seasonal) | 2,990 | 0 | 2,990 | 2,804 | 0 | 2,804 |
| FY23 User Survey Takedown | 0 | (1,000) | (1,000) | 0 | 0 | \$0 |
| Greenthumb Swap | 0 | 0 | 0 | 992 | 0 | 992 |
| Heat, Light and Power | 461 | 0 | 461 | 2,186 | 0 | 2,186 |
| Heating Fuel Adjustment | (356) | 0 | (356) | (207) | 0 | (207) |
| Lifeguards ACF CB Funding | 23 | 0 | 23 | 23 | 0 | 23 |
| MADISON SQUARE PARK | 0 | (171) | (171) | 0 | 0 | \$0 |
| Motor Fuel | (181) | 0 | (181) | 302 | 0 | 302 |
| OEO funding adjustment | 0 | 0 | 0 | 400 | 0 | 400 |
| OEO Funding Initiative | 0 | 0 | 0 | 200 | 0 | 200 |
| Randall's Island Park888 | 0 | \$39 | 39 | 0 | 103 | 103 |
| RCM Projects | 747 | 0 | 747 | 0 | 0 | \$0 |
| Shoreline Parks5129 | 0 | (12) | (12) | 0 | 0 | \$0 |
| Smart Parking Advncng Comprhns | 0 | 50 | 50 | 0 | 0 | \$0 |
| Snack Reimbursement Program | 0 | 1 | 1 | 0 | 0 | \$0 |
| Transmitter Park Boundary Wall | 0 | 16 | 16 | 0 | 0 | \$0 |
| Subtotal, Other Adjustments | \$30,158 | \$2,600 | \$32,758 | \$28,903 | \$2,578 | \$31,481 |

| <i>Dollars in Thousands</i> | FY23 | | | FY24 | | |
|---|-------------------|------------------|-------------------|-------------------|-----------------|-------------------|
| | City | Non-City | Total | City | Non-City | Total |
| PEG | | | | | | |
| Less than anticipated IFA spending | \$0 | \$(3,000) | \$(3,000) | \$0 | \$0 | \$0 |
| Less Than Anticipated OTPS Spending | (1,000) | 0 | (1,000) | (5,100) | 0 | (5,100) |
| Less Than Anticipated Parks Opportunity Program Spending | (9,000) | 0 | (9,000) | (8,000) | 0 | (8,000) |
| Less Than Anticipated Seasonal Spending | (1,000) | 0 | (1,000) | (4,000) | 0 | (4,000) |
| Less Than Anticipated Spending for Hard-to-Recruit Titles | (1,000) | 0 | (1,000) | (3,000) | 0 | (3,000) |
| Subtotal, PEG | \$(12,000) | \$(3,000) | \$(15,000) | \$(20,100) | \$0 | \$(20,100) |
| TOTAL, All Changes | \$18,967 | \$(400) | \$14,712 | \$25,106 | \$2,578 | \$27,684 |
| FY24 Executive Plan | \$571,063 | \$76,250 | \$647,313 | \$544,973 | \$65,389 | \$610,362 |