

**NEW YORK CITY COUNCIL
FINANCE DIVISION**

Tanisha S. Edwards, Esq.
Chief Financial Officer and
Deputy Chief of Staff

Richard Lee
Director

Jonathan Rosenberg
Managing Director

Chima Obichere
Deputy Director

Paul Scimone
Deputy Director

Eisha Wright
Deputy Director

Crilhien R. Francisco
Assistant Director

Elizabeth Hoffman
Assistant Director

Julia K. Haramis
Unit Head

Hon. Adrienne Adams
Speaker of the Council

Hon. Justin Brannan
Chair, Committee on Finance

Hon. Crystal Hudson
Chair, Committee on Aging

**Report to the Committee on Finance and the
Committee on Aging on the Fiscal 2024
Executive Plan and the Fiscal 2024 Executive
Capital Commitment Plan for the**

Department for the Aging

May 15, 2023

Prepared by Austrid Chan, Financial Analyst



Table of Contents

Department for the Aging Budget Overview.....	1
Personal Services and Headcount	1
Funding Sources.....	2
Program Area Budgets.....	4
Executive Plan Changes	4
New Needs.....	5
Other Adjustments	5
Program to Eliminate the Gap (PEG)	5
Fiscal 2024 Preliminary Budget Response	6
Federal and State Budget Risks.....	8
Capital Plan Overview.....	8
Executive Ten-Year Capital Strategy Fiscal 2024-2033.....	9
Appendix A: Budget Actions since Fiscal 2023 Adoption	11

Department for the Aging Budget Overview

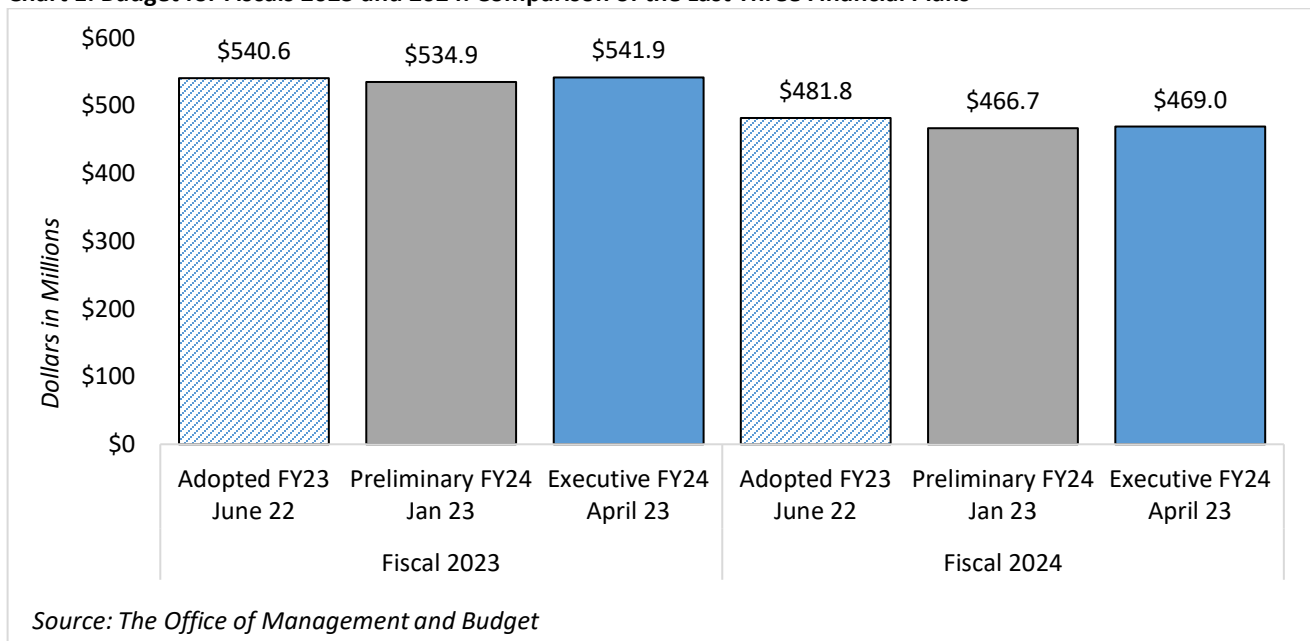
On April 26, 2023, the Administration released the Executive Financial Plan for Fiscal 2023-2027 (Executive Plan) which includes a proposed Fiscal 2024 budget of \$106.7 billion. This report offers a review of the Department for the Aging’s (the Department or NYC Aging) Fiscal 2024 Executive Budget, including proposed budget actions taken in the Executive Plan. For additional information on NYC Aging’s Preliminary budget, please refer to the Fiscal 2024 Preliminary Budget report at: <https://council.nyc.gov/budget/wp-content/uploads/sites/54/2023/03/DFTA-1.pdf>.

The Department’s projected Fiscal 2024 budget of \$469.0 million represents less than one percent of the City’s proposed Fiscal 2024 budget in the Executive Plan.

NYC Aging’s Fiscal 2024 budget increased by \$2.4 million (0.5 percent), from the \$466.7 million budgeted in the Fiscal 2024 Preliminary Financial Plan (Preliminary Plan) presented in January. The increase is the result of a number of actions taken, most significant of which are: additional personal services-related funding for the DC 37 collective bargaining agreement (\$1.2 million), receipt of federal pandemic stimulus funding for Home Delivered Meals (HDM) program (\$15.3 million), and a reduction of federal Community Development Block Grant (CDBG) funding (\$18.9 million). There are no savings included in the Fiscal 2023 Executive Plan, but there are Programs to Eliminate the Gap (PEGs) savings of \$12.5 million in Fiscal 2024 and \$11.1 million in the outyears.

NYC Aging’s current Fiscal 2023 budget of \$541.9 million is \$1.4 million (0.3 percent) larger than the agency’s Fiscal 2023 Adopted Budget (\$540.6 million) and \$7.0 million (1.3 percent) larger than the budget presented in the Preliminary Plan (\$534.9 million). Chart 1 provides a comparison of NYC Aging’s budget in Fiscals 2023 and 2024 across the last three financial plans.

Chart 1: Budget for Fiscals 2023 and 2024: Comparison of the Last Three Financial Plans



Personal Services and Headcount

NYC Aging’s Executive Plan includes funding for a total of 343 full-time positions in the current fiscal year, decreasing to 328 in Fiscal 2024. The current plan represents a growth in the agency headcount of 15 positions in Fiscal 2023 since adoption, due to a new need added in the Executive Plan. The

budgeted headcount in Fiscal 2024 in the Executive Plan is unchanged from the headcount budgeted for Fiscal 2023 at adoption.

In the Executive Plan, funding for NYC Aging’s personal services (all agency staffing related expenses) totals \$30.5 million or 5.6 percent of the agency’s total Fiscal 2023 Budget, as shown in Table 1. This amount decreases to \$30.0 million in Fiscal 2024, but increases to 6.4 percent of the agency’s budget, due to reductions in Other Than Personal Services (OTPS) spending.

<i>Dollars in Thousands</i>	2021	2022	2023	Executive Plan		*Difference
	Actual	Actual	Adopted	2023	2024	2023 - 2024
Spending						
Personal Services	\$31,380	\$29,406	\$31,482	\$30,457	\$29,986	(\$1,495)
Other Than Personal Services	324,230	473,177	509,077	511,468	439,040	(70,036)
TOTAL	\$355,610	\$502,584	\$540,558	\$541,925	\$469,027	(\$71,532)
Budgeted Headcount						
Full-Time Positions - Civilian	304	283	328	343	328	0
TOTAL	304	283	328	343	328	0

**The difference of Fiscal 2023 Adopted Budget compared to Fiscal 2024 Executive Budget.*

Funding Sources

NYC Aging’s budget is financed by City funds as well as federal revenues, federal CDBG funds, State revenues, and other sources, as is illustrated in Chart 2 and Table 2. In the current financial plan, the Department’s primary funding source is City funds. City funds comprise 61.3 percent (\$331.9 million) of NYC Aging’s total funding in the current fiscal year, down from 64.7 percent (\$349.8 million) of the Department’s budget financed by City funds in the Adopted 2023 Budget. City funds comprise 64.4 percent (\$302.1 million) of the Department’s Executive Plan for Fiscal 2024. Due to the influx of federal funds from the American Rescue Plan Act (ARPA), federal funding has increased since Fiscal 2020.

The \$7.0 million increase in NYC Aging’s Fiscal 2023 Budget and \$2.4 million increase in its Fiscal 2024 Budget between the Preliminary Plan and the Executive Plan is primarily the result of modifications to City and federal funding. These changes include:

City Funding

City funding decreases by \$5.8 million in Fiscal 2023 and by \$11.0 million in Fiscal 2024, when compared to the Preliminary Plan. City funds in Fiscal 2024 in the Executive Plan are \$47.7 million less than in Fiscal 2023 at Adoption.

Federal Funding

Federal funding increased by \$12.3 million in Fiscal 2023 and by \$13.4 million in Fiscal 2024, when compared to the Preliminary Plan. Federal funding comprised 27.0 percent (\$145.9 million) of NYC Aging’s revenues at Adoption. In the Executive Plan, federal funding in Fiscal 2023 total \$163.2 million (30.1 percent of total funding) and \$121.9 million (26.0 percent of total funding) in Fiscal 2024.

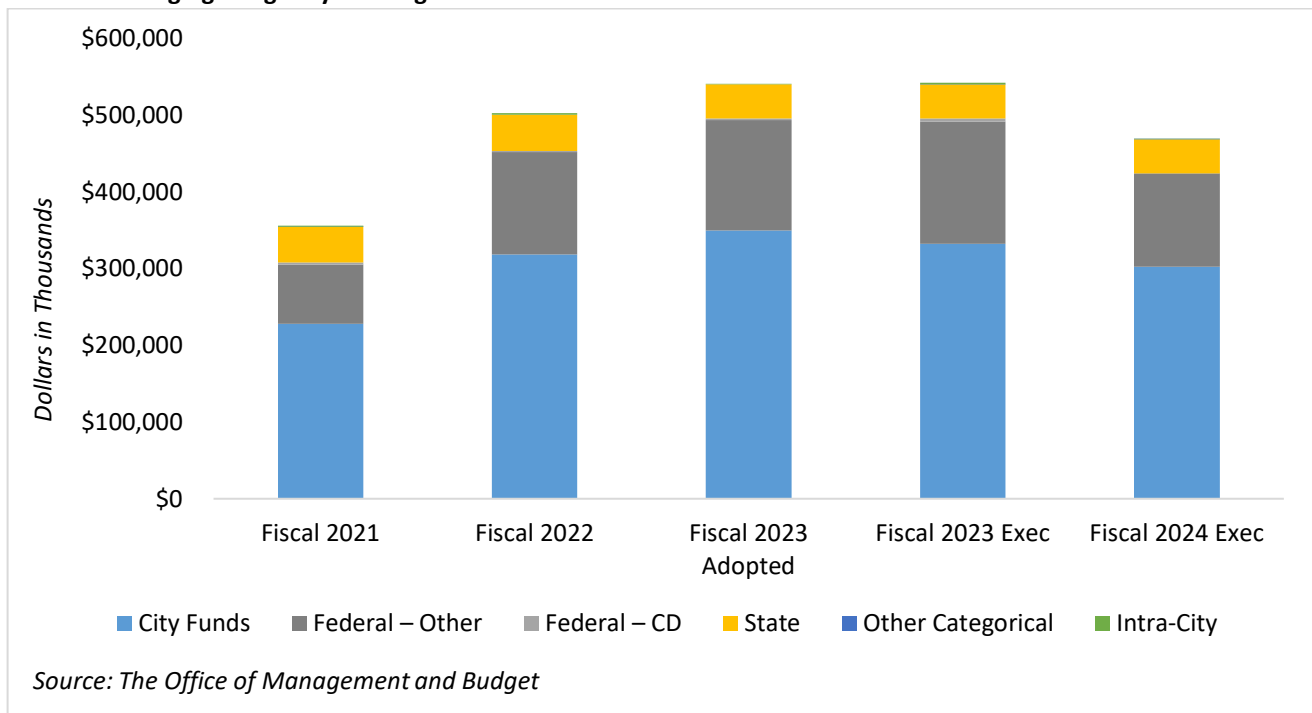
State Funding

State funding remains relatively unchanged in the Executive Plan, at approximately \$44 million in the current and next fiscal year. State revenues increased as a share of the Department’s budget, from 8.2 percent in Fiscal 2023 to 9.5 percent in Fiscal 2024.

The State Fiscal 2024 Enacted Budget includes a number of initiatives that provide additional resources for the City’s older adults: \$9.3 million increase in the Expanded In-Home Services for the Elderly Program (EISEP) to expand access to in-home services such as personal care to help older adults remain independent; \$2.5 million increase in the Long Term Care Ombudsman Program (LTCOP) to hire more staff to visit nursing homes and other facilities to improve quality of care; and \$1.0 million to support the nursing components of the Naturally Occurring Retirement Communities (NORC) programs. In addition, a 4.5 percent cost of living adjustment (COLA) is provided for direct service programs funded by the New York State Office for the Aging. The State budget was finalized after the release of the Executive Plan so these adjustments are not yet reflected in NYC Aging’s budget.

See Appendix A for a complete list of all changes reflected in NYC Aging’s Fiscal 2023 and 2024 budgets since Adoption.

Chart 2: NYC Aging Budget by Funding Source



Dollars in Thousands	2021	2022	2023	Executive Plan		*Difference 2024 - 2023
	Actual	Actual	Adopted	2023	2024	
Funding						
City Funds	\$227,830	\$317,991	\$349,758	\$331,934	\$302,065	(\$47,693)
Federal – Other	77,275	133,478	143,632	159,095	121,498	(22,134)
Federal – CD	2,679	1,143	2,252	4,077	362	(1,890)
State	46,386	47,811	44,401	44,545	44,401	0
Other Categorical	79	0	0	293	185	185
Intra-City	1,362	2,160	515	1,982	515	0
TOTAL	\$355,611	\$502,583	\$540,558	\$541,925	\$469,027	(\$71,532)

*The difference of Fiscal 2023 Adopted Budget compared to Fiscal 2024 Executive Budget.

Source: The Office of Management and Budget

Program Area Budgets

To provide for better transparency within agency budgets, in 2007 at the behest of the City Council, the Administration began providing agency budgets broken down by program areas for fifteen of the City’s agencies. The programmatic budgets provide a summary of planned spending in each functional area of an agency. Table 3 provides actual expenditures for Fiscals 2021 and 2022, the Adopted Budget for Fiscal 2023, and planned spending for Fiscals 2023 and 2024 as of the Executive Plan, by program area.

Table 3: Budget by Program Area

<i>Dollars in Thousands</i>	Fiscal 2021 Actual	Fiscal 2022 Actual	Fiscal 2023 Adopted	Fiscal 2023 Executive	Fiscal 2024 Executive	Difference 2023 - 2024
Budget by Program Area						
Administration & Contract Agency Support	\$31,674	\$34,946	\$47,370	\$48,619	\$47,046	(\$325)
Case Management	39,519	42,496	50,564	46,253	45,564	(5,000)
Homecare	31,885	33,715	34,483	34,483	34,483	0
Senior Centers and Meals	169,452	213,773	259,057	242,031	241,187	(17,871)
Senior Employment & Benefits	8,485	8,514	9,093	10,795	10,729	1,635
Senior Services	74,595	169,140	139,991	159,744	90,019	(49,971)
TOTAL	\$355,610	\$502,584	\$540,558	\$541,925	\$469,027	(\$71,532)

**The difference of Fiscal 2023 Adopted Budget compared to Fiscal 2024 Executive Budget.*

NYC Aging’s program budget includes six program areas. The Executive Plan includes changes to NYC Aging’s budget in Fiscal 2024 that impact all program areas, except Homecare. Below is a discussion of the most significant program area funding changes in the Executive Plan.

- **Case Management:** Spending on Case Management is \$5.0 million (9.9 percent) less when comparing the Fiscal 2024 budget in the Executive Plan to the Fiscal 2023 budget at adoption. This is due to the absence of \$3.0 million in one-time funding added in Fiscal 2023 by the Department and \$2.0 million in Fiscal 2023 in Council discretionary funding for case management, both of which are not reflected in Fiscal 2024 in the Executive Plan.
- **Senior Centers and Meals:** The budget for Senior Centers and Meals is \$17.9 million (6.9 percent) less in Fiscal 2024 in the Executive Plan than it was at Adoption for Fiscal 2023. This is primarily the result of two PEGs introduced in the Executive Plan: a \$5.0 million reduction for Home Delivered Meals (HDM) and \$7.0 million reduction for Older Adult Centers (OAC). These reductions are re-estimates due to less usage than originally estimated.
- **Senior Services:** Funding for Senior Services is \$50.0 million (35.7 percent) less in Fiscal 2024 as presented in the Executive Plan than in the Fiscal 2023 at adoption. This is due to the absence of \$42.1 million in Council discretionary funding for Senior Services that is not reflected in the Executive Plan.

Executive Plan Changes

At each financial plan, agencies submit changes to their budget from the prior plan. These changes are comprised of new needs that have not previously been included in the agency’s budget, other adjustments to existing spending (these adjustments can involve adding additional funding or removing funding), savings programs which provide additional resources either through reduced spending or increased revenue, and savings restorations which include the restoration of expenditures that had been reduced in prior financial plans.

A summary of all changes made to NYC Aging's financial plan since the Adoption of the Fiscal 2023 Budget can be found in Appendix A.

New Needs

NYC Aging's Executive Plan includes one new need, totaling \$400,000, in Fiscal 2023 only.

- **Headcount** (\$400,000 in Fiscal 2023). The Executive Plan includes an additional \$400,000 in City funds in Fiscal 2023 for 15 additional positions to support NYC Aging's programs and services. The headcount will be spread across all program areas within the Department. As this funding is for Fiscal 2023 only the Department is considering how to plan accordingly.

Other Adjustments

NYC Aging's Executive Plan includes \$6.6 million in other adjustments in Fiscal 2023, \$14.9 million in Fiscal 2024, \$4,995 in Fiscal 2025, and \$402,353 in Fiscal 2026 and in the outyears. Some of the major adjustments include the following:

- **CDBG Funding** (\$19.0 million reduction in Fiscal 2024 and in the outyears). The Executive Plan reflects decreased baseline funding in federal CDBG funding, which impacts two program areas starting in Fiscal 2024: Administration & Contract Agency Support and Senior Centers and Meals.
- **DC 37 Collective Bargaining** (\$1.3 million Fiscal 2023, \$1.2 million in Fiscal 2024, \$1.6 million in Fiscal 2025, \$2.0 million in Fiscals 2026 and 2027). The Executive Plan includes additional personal services-related funding for the settlement of the DC 37 labor agreement. NYC Aging estimates half of its staff will benefit from this increase.
- **Home Delivered Meals (HDM) Revenue** (\$4.4 million in Fiscal 2023 and \$15.3 million in Fiscal 2024). The Executive Plan includes the last round of COVID-19 stimulus funding from the federal government that will go to NYC Aging's HDM program. NYC Aging will use this additional federal funding to cover part of the HDM PEG that will be discussed below.

Program to Eliminate the Gap (PEG)

NYC Aging's Executive Plan includes decreases from PEGs of \$12.5 million in Fiscal 2024 and \$11.1 million in Fiscal 2025 and in the outyears as well as an additional \$7.9 million of resources in Fiscal 2023, the major adjustments are detailed below.

- **Prior Year Revenue.** (\$7.9 million reduction of City funds in Fiscal 2023). In the Executive Plan, the Department anticipates using federal funding of \$7.9 million in place of City funds for Senior Centers and Meals, resulting in City funds savings of the same amount in Fiscal 2023. The City used City funds surplus to fund expenses that the federal government would reimburse (e.g. Title XX and Title III-C). Unlike City funds, the federal funding can be rolled, and provides the City with an avenue to generate City funds savings where applicable.
- **Home Delivered Meals (HDM) Re-estimate** (\$5.0 million reduction in Fiscal 2024 and in the outyears). The Executive Plan includes a baseline funding reduction of \$5.0 million in City funds for NYC Aging's HDM program starting in Fiscal 2024. The savings are a result of fewer than anticipated clients transitioning from the GetFood Recovery Meals program, which expired in June 2022, to NYC Aging's baselined HDM program. Last year, in the Fiscal 2023 Executive Plan, \$8.8 million was baselined to facilitate the transition of up to 3,000 clients.

However, NYC Aging reports that only 600 clients have enrolled. NYC Aging indicated that they are aware that inflation has been a great concern for advocates and providers, and they are in conversation with the Office of Management and Budget (OMB) regarding meal rates.

- Older Adult Centers (OAC) Meal Re-estimate** (\$7.0 million reduction in Fiscal 2024 and \$5.6 million in the outyears). The Executive Plan includes a City funding reduction of \$7.0 million in Fiscal 2023 and \$5.6 million in Fiscal 2024 and in the outyears for costs associated with OAC Meals. The savings are the result of anticipated underspending due to a lower number of clients returning to OAC since the COVID-19 pandemic. In the fall of 2022, NYC Aging launched the “Join Us” campaign, a multi-media public service announcement encouraging older adults to return to OACs following the isolation experienced during the COVID-19 pandemic.

Fiscal 2024 Preliminary Budget Response

In the City Council’s Fiscal 2024 Preliminary Budget Response (Budget Response)¹, the Council identified several areas of concern relating to Senior Services. No new funding was added for any of the Council’s proposals, which are discussed below and listed in Table 4.

#	Response Priorities	Amount Requested	Amount in the Exec Budget
1	Adequately Fund the Costs of Home Delivered Meals	\$18 Million	\$0
2	Increase Funding for Senior Center Food and Outreach	\$51 Million	\$0
3	Continue to Provide Funding for Older Adults, Formerly on GetFood, Within the Home Delivered Meals Program	\$6.2 Million	\$0
4	Home Delivered Meal Vans	\$5 Million	\$0
5	Provide Support for the Growth in Demand of the Home Care Program	\$14.8 Million	\$0
6	Restore Funding to Address the NYC Aging Case Management Waitlist	\$3 Million	\$0
7	Provide IT Education for Older Adults	\$3 Million	\$0

- Adequately Fund the Costs of Home Delivered Meals.** In the Budget Response, the Council called on the Administration to add \$18.0 million to NYC Aging’s budget for its HDM program: \$14.0 million for an inflation cost adjustment and \$4.0 million to fund weekend and holiday meals. Although the HDM reimbursement rate was increased to \$11.78 starting in Fiscal 2023, recent high inflation has concerned providers. The \$14.0 million in funding reflects a 27 percent inflation adjustment, based on surveys conducted by advocates for HDM. Additional meals funding would also provide community-based providers the flexibility to provide urgently needed raises for kitchen staff, delivery drivers, kitchen inspections, and/or implement health and safety mandates. The Administration did not fund this proposal in the Executive Plan.
- Increase Funding for Senior Center Food and Outreach.** In the Budget Response, the Council called on the Administration to increase NYC Aging’s budget by \$51.0 million to support senior centers. Specifically, the Council called for the following: \$46.0 million to cover an inflation cost adjustment for congregate meals and \$5.0 million dedicated to outreach and marketing.

¹ The full response can be found at: <http://council.nyc.gov/wp-content/uploads/2023/04/Fiscal-2024-Preliminary-Budget-Response.pdf>

The meals portion of the funding reflects a 23.2 percent inflation adjustment based on surveys conducted by advocates and the longstanding issue of underfunding providers. The marketing portion of the funding aims to support marketing outreach efforts for over 300 senior centers to encourage seniors to return to their local centers following the pandemic. The Administration did not fund this proposal in the Executive Plan.

- **Continue to Provide Funding for Older Adults, Formerly on GetFood, Within the Home Delivered Meals Program.** The Budget Response called on the Administration to restore and baseline \$6.2 million to support the continued transition of GetFood Recovery Meals clients to NYC Aging's baselined HDM program. The GetFood Recovery Meals program was an emergency home-delivered meal program created during the COVID-19 pandemic that ended in June 2022. With rising inflation, the Council feels more resources are needed to support the transition of these clients. The Administration did not fund this proposal in the Executive Plan.
- **Home Delivered Meal Vans.** The Budget Response called on the Administration to continue funding HDM vans by adding \$5.0 million to NYC Aging's Capital Plan. In Fiscal 2023, \$3.0 million was allocated through the Council's discretionary funding to purchase 44 HDM vans to extend the coverage of the program. Van availability and replacements are crucial for the non-profits contracted to provide this critical service in a timely manner. The Administration did not fund this proposal in the Executive Plan.
- **Provide Support for the Growth in Demand of the Home Care Program.** In the Budget Response, the Council called on the Administration to add \$14.8 million to NYC Aging's home care program. While most home care in New York is offered by State-licensed home care services agencies, NYC Aging's home care services support eligible individuals who are not on Medicaid. This funding would support the continued growth in demand in NYC Aging's home care program. The Administration did not fund this proposal in the Executive Plan.
- **Restore Funding to Address the NYC Aging Case Management Waitlist.** The Budget Response called upon the Administration to add \$3.0 million to clear NYC Aging's case management and homecare waitlists. Case management agencies, contracted through NYC Aging, provide assessments and link homebound seniors with services, including HDM, home care, information and referrals, and other supportive programs. Seniors access case management services through referrals from senior centers, HDM providers, hospitals, and other community-based social service and healthcare agencies. As of February 1, 2023, there were 1,736 seniors on NYC Aging's case management waitlist and 259 on the home care waitlist. It is important to note that clients cannot move onto the home care waitlist without first being assessed by a case manager. The \$3.0 million in funding would clear the waitlist, thereby improving services for seniors and their caregivers who have been struggling since the onset of the pandemic. The Administration did not fund this proposal in the Executive Plan.
- **Provide IT Education for Older Adults.** In Fiscal 2023 the City provided \$3.0 million that enabled NYC Aging to distribute over 10,000 tablets to older adults through senior centers to facilitate virtual programming. As part of this program, NYC Aging provides internet services to enable seniors to utilize the devices. The tablets help alleviate some of the social isolation often found with many seniors, helping them to maintain their connections with loved ones, increase digital literacy, and to close the digital divide among the City's senior population. The Administration has proposed cutting this program. In the Budget Response, the Council called

on the Administration to restore and baseline the \$3.0 million in funding but the Administration did not fund this proposal in the Executive Plan.

Federal and State Budget Risks

- Federal ARPA funding, which represent a growing share of NYC Aging’s budget, will sunset in Fiscal 2025. ARPA funds comprise a significant percent of funding for NYC Aging’s Community Care Plan, which is the centerpiece of the expansion of the OAC and NORC network into underserved communities. In 2021, the program awarded three-year contracts which provide services at 31 additional sites. However, with the expiration of ARPA funding in Fiscal 2025, funding for the program’s continuation is uncertain.
- The Executive Plan includes the last round of COVID-19 stimulus from the federal government that will go to NYC Aging’s HDM program. No related funding is anticipated beyond Fiscal 2024. Older adults represent the fastest-growing age cohort in the City, yet one-in-ten is food insecure and one-in-four is enrolled in the Supplemental Nutrition Assistance Program (SNAP). When considering the end of this federal funding source and the HDM PEGs included in the Executive Plan, it is uncertain whether funding will be adequate to meet the demand for services.

Capital Plan Overview

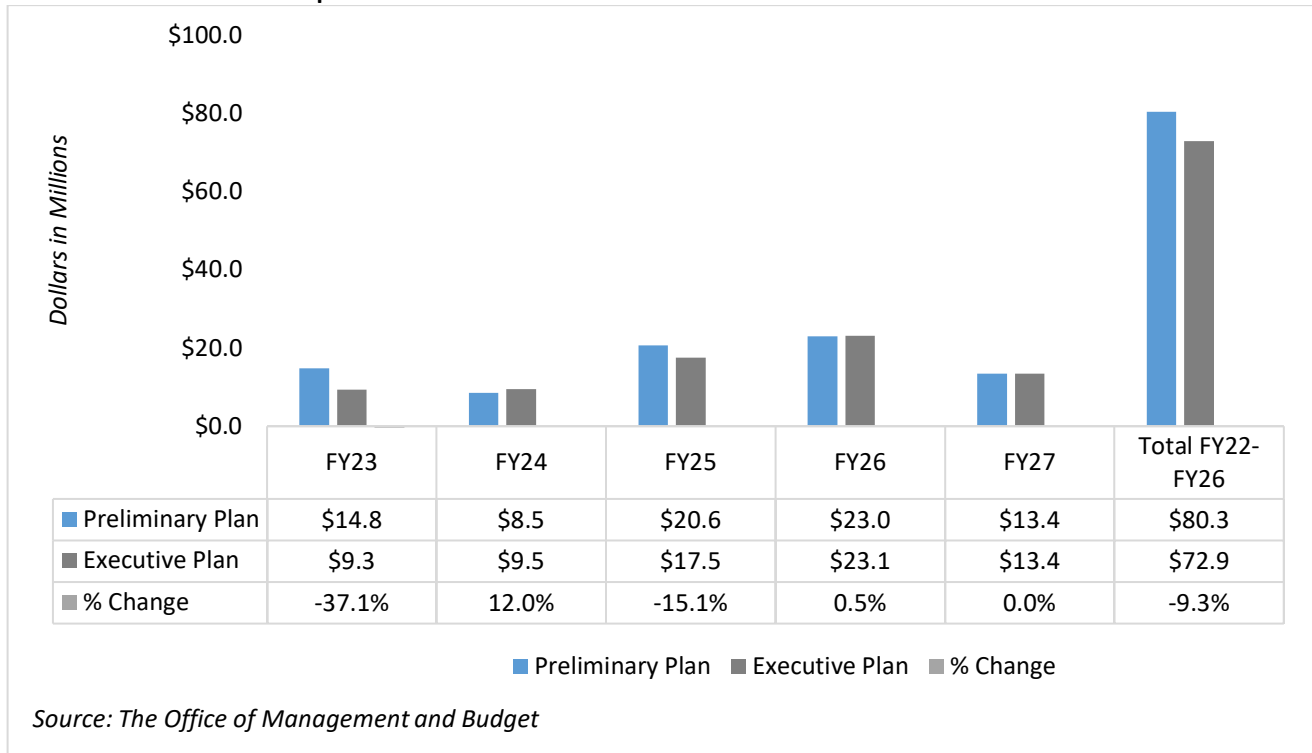
On April 26, 2023, Mayor Eric Adams released the Executive Capital Commitment Plan for Fiscal 2023-2027 (the Commitment Plan), and the Fiscal 2024-2033 Ten-Year Capital Strategy (the Strategy).

This section provides an overview of the Commitment Plan and the Strategy for the Department for the Aging.

Fiscal 2023-2027 Capital Commitment Plan

NYC Aging’s commitments for Fiscal 2023 through 2027 as presented in the Fiscal 2024 Capital Commitment Plan total \$72.9 million, 9.3 percent less than the total for the same period presented in the Preliminary Capital Commitment Plan released in January. The Department’s planned commitments comprise less than one percent of the City’s total \$97.9 billion Fiscal 2023 through 2027 plan.

Chart 3: Fiscal 2023-2027 Capital Commitment Plan



The amount of commitments planned for each year of the plan period is relatively uniform, with 12.8 percent of the entire planned expenditure in the current year, 13.0 percent in Fiscal 2024, and 24.0, 31.7, and 18.4 percent in Fiscals 2025, 2026, and 2027 respectively.

Capital Highlights

- Senior Center Upgrades and Rehabilitation.** The Capital Commitment Plan shifts \$6.7 million into the outyears, including \$3.9 million for upgrading the Leonard Covello Older Adult Center on Manhattan’s East Side. Renovations at the Leonard Covello center include upgrading the facility and exterior garden, and kitchen renovation. Additionally, \$1.1 million is included for rehabilitation of various senior centers and \$1.7 million for replacement of computers for senior centers Citywide.
- Technology and Infrastructure.** The Capital Commitment Plan allocates \$1.4 million to the Senior Tracking Analysis and Reporting System (STARS), an 18-month project for case tracking system. In addition, the Plan includes \$1.9 million for the purchase of automobiles, computers, and other equipment.

Executive Ten-Year Capital Strategy Fiscal 2024-2033

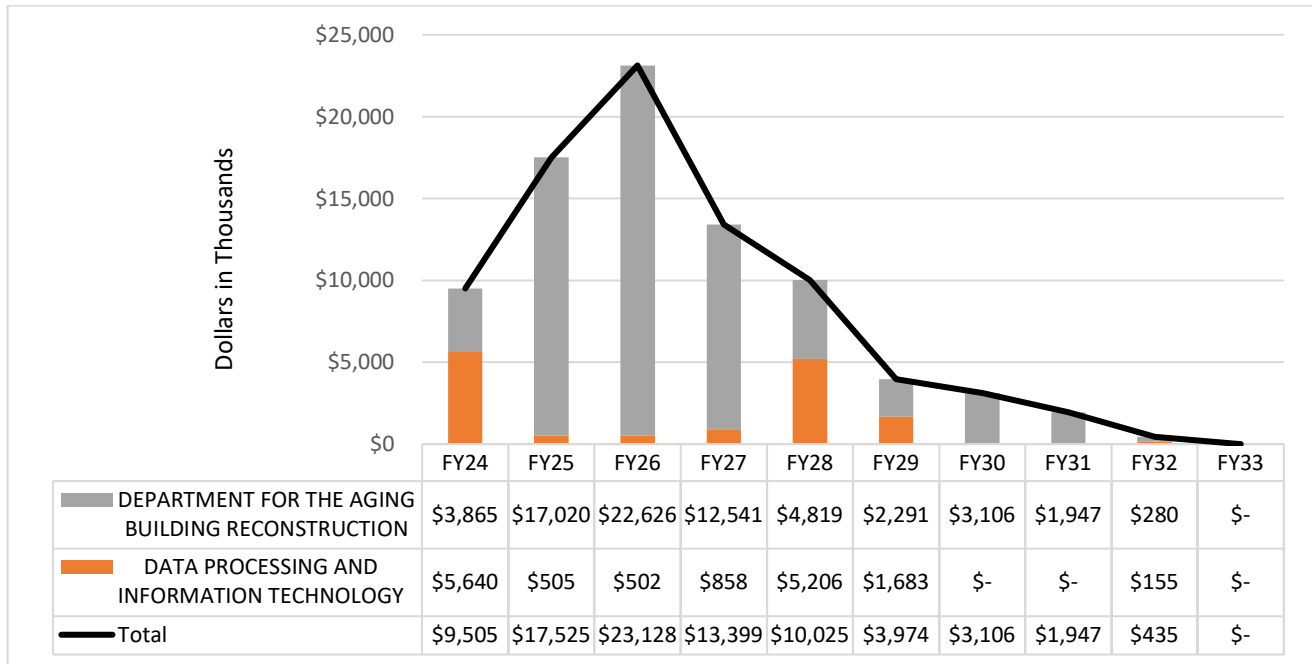
The Ten-Year Strategy is the City’s long term capital planning document which provides a framework for capital spending by agency. The Strategy is released every two years as mandated by the City Charter.

The City’s Strategy totals \$164.8 billion (all funds). The Strategy provides information on the comprehensive infrastructure planning that the City undertakes and explains the connection between capital investment and strategic priorities. It is designed to help prioritize investment decisions across

all capital agencies and communicate to the public an integrated approach to capital planning across infrastructure types, in line with the growth of the City.

The NYC Aging’s Strategy includes \$83.0 million in Fiscal 2024–2033 for capital construction and reconstruction projects. The funding includes \$68.5 million for NYC Aging building reconstruction and \$14.5 million for data processing and information technology.

Chart 4: Fiscal 2024-2033 Ten-Year Capital Strategy



As illustrated in Chart 4, the Strategy contains almost all of its capital spending in the first five years. The above spending plan essentially frontloads capital spending in the first five years of the Plan with minimal amounts allocated in the last four years of the ten-year plan.

Appendix A: Budget Actions since Fiscal 2023 Adoption

<i>Dollars in Thousands</i>	Fiscal 2023			Fiscal 2024		
	CITY	NON-CITY	TOTAL	CITY	NON-CITY	TOTAL
NYC Aging Budget as of the Adopted 2023 Budget	\$349,758	\$190,800	\$540,558	\$330,379	\$151,384	\$481,763
New Needs – Nov.						
None	\$0	\$0	\$0	\$0	\$0	\$0
Subtotal, New Needs	\$0	\$0	\$0	\$0	\$0	\$0
Other Adjustments – Nov.						
ABD I/C DFTA	\$0	\$23	\$23	\$0	\$0	\$0
CDBG GMH FY23	0	1,364	1,364	0	0	0
Covid Vaccine Media	0	21	21	0	0	0
DFTA- The ReServe	0	45	45	0	0	0
Fund for ReServe Services	0	20	20	0	0	0
FY22 CV Roll Over	0	25	25	0	0	0
FY22 Nutrition Grant Roll	0	97	97	0	0	0
FY22 NY Connects Roll	0	60	60	0	0	0
FY22 Rollover FGP Grant	0	157	157	0	149	149
FY22 Rollover Shine Grant	0	44	44	0	0	0
FY23 - FY27 OMH - OHEL Grant	0	75	75	0	50	50
FY23 - FY27 OMH - JHMC Grant	0	75	75	0	50	50
FY23 - FY27 OMH- Strive grant	0	25	25	0	50	50
FY23 AARP Budget Plan Funding	0	15	15	0	0	0
FY'23 Aging IC Mod	0	55	55	0	0	0
FY23 DFTA Reservists	0	56	56	0	0	0
FY23 DTFA NYCCC	0	740	740	0	0	0
FY23 OMH - CAPE Grant	0	53	53	0	35	35
FY23 OMH - Strive Community	0	50	50	0	0	0
HIICAP FY22 Rollover to FY23	0	10	10	0	0	0
I/C mod with Aging	0	3	3	0	0	0
LGRMIF grant	0	75	75	0	0	0
MIPPA FY22 Rollover to FY23	0	39	39	0	0	0
NCOA - Realign to NGA	0	5	5	0	0	0
NYC Service Bureau Program	115	0	115	0	0	0
ReServe Program	0	19	19	0	0	0
Rollover CDBG grant from FY22	0	1,808	1,808	0	0	0
Rollover Fall Prevention ACL	0	89	89	0	0	0
To increase CV05 code in FY23	0	204	204	0	0	0
Workforce Enhancement	(1,115)	0	(1,115)	(1,115)	0	(1,115)
Subtotal, Other Adjustments	(\$1,000)	\$5,252	\$4,252	(\$1,115)	\$334	(\$781)
Programs to Eliminate the Gap (PEGs) – Nov.						
Additional Revenue	(\$4,418)	\$0	(\$4,418)	(\$15,293)	\$0	(\$15,293)
Case Management Services	(4,311)	0	(4,311)	0	0	0
GMH Revenue Swap with CDBG Funding	(1,364)	0	(1,364)	0	0	0
Social Adult Day Care	(400)	0	(400)	(400)	0	(400)
Telecommunication Savings	(7)	0	(7)	(20)	0	(20)
Subtotal, PEGs	(\$10,500)	\$0	(\$10,500)	(\$15,713)	\$0	(\$15,713)
Grand Total	(\$11,500)	\$5,252	(\$6,248)	(\$16,828)	\$334	(\$16,494)
NYC Aging Budget as of the November 2022 Plan	\$338,258	\$196,052	\$534,310	\$313,551	\$151,718	\$465,269
New Needs – Prelim.						
None	\$0	\$0	\$0	\$0	\$0	\$0
Subtotal, New Needs	\$0	\$0	\$0	\$0	\$0	\$0
Other Adjustments – Prelim.						
CC Member Items Reallocations	(\$436)	\$0	(\$436)	\$0	\$0	\$0
DOJ - No Cost Extension Budget	0	198	198	0	103	103
Heat, Light and Power	166	0	166	0	0	0
Intra-city mod with Aging	0	5	5	0	0	0
ReServe Program	0	8	8	0	0	0
SilverCorps Grant - NGA 3 Yrs	0	899	899	0	1,737	1,737
Subtotal, Other Adjustments	(\$270)	\$1,111	\$841	\$0	\$1,840	\$1,840
Programs to Eliminate the Gap (PEGs) – Prelim.						
Vacancy Reduction	(\$220)	\$0	(\$220)	(\$439)	\$0	(\$439)
Subtotal, PEGs	(\$220)	\$0	(\$220)	(\$439)	\$0	(\$439)
Grand Total	(\$490)	\$1,111	\$621	(\$439)	\$1,840	\$1,401
NYC Aging Budget as of the FY24 Preliminary Plan	\$337,768	\$197,163	\$534,932	313,113	\$153,558	\$466,671

<i>Dollars in Thousands</i>	Fiscal 2023			Fiscal 2024		
	CITY	NON-CITY	TOTAL	CITY	NON-CITY	TOTAL
NYC Aging Budget as of the Preliminary 2024 Plan	\$337,768	\$197,163	\$534,932	313,113	\$153,558	\$466,671
New Needs – Exec.						
FY23 Admin Need	\$400	\$0	\$400	\$0	\$0	\$0
Subtotal, New Needs	\$400	\$0	\$400	\$0	\$0	\$0
Other Adjustments – Exec.						
24EXEC_CDADJ	\$0	\$0	\$0	\$0	(\$155)	(\$155)
24EXEC_CDADJ2	0	0	0	0	(1,735)	(1,735)
CD Swap	0	0	0	155	0	155
Council Member Items	(48)	0	(48)	0	0	0
CV03 Modset	0	0	0	0	0	0
DC 37 collective bargaining adjustment	1,300	17	1,316	1,181	0	1,181
CA ReServe Invoice Claim 1&2	0	11	11	0	0	0
DFTA- THE RESERVE	0	107	107	0	0	0
Financial Plan Headcount Adjustments	0	0	0	0	0	0
FROM 002/6622/600	0	211	211	0	0	0
FY 23 Reservist 3rd Claim	0	7	7	0	0	0
FY23 HIICAP Realignment	0	0	0	0	0	0
FY23 Realignment 1540 OC	0	0	0	0	0	0
FY23 Realignment for HIICAP	0	0	0	0	0	0
FY23 Reservist Service	0	7	7	0	0	0
GRC Realignment	0	0	0	0	0	0
HDM Revenue	0	4,418	4,418	0	15,293	15,293
Heat, Light and Power	363	0	363	141	0	141
I/C mod with Aging	0	3	3	0	0	0
IC W/Aging - ReServists	0	104	104	0	0	0
IC W/DFTA- ReServists	0	35	35	0	0	0
NYC Service Bureau Program	50	0	50	0	0	0
RESERV PROG.- 7.1.to 12.31.22	0	9	9	0	0	0
Subtotal, Other Adjustments	\$1,665	\$4,928	\$6,594	\$1,477	\$13,403	\$14,880
Programs to Eliminate the Gap (PEGs) – Exec.						
Administrative Re-estimate	\$0	\$0	\$0	(\$500)	\$0	(\$500)
Home Delivered Meals Re-estimate	0	0	0	(5,021)	0	(5,021)
OAC Meals Re-estimate	0	0	0	(7,003)	0	(7,003)
Prior Year Revenue	(7,900)	7,900	0	0	0	0
Subtotal, PEGs	(\$7,900)	\$7,900	\$0	(\$12,524)	\$0	(\$12,524)
Grand Total	(\$5,835)	\$12,828	\$6,994	(\$11,047)	\$13,403	\$2,356
NYC Aging Budget as of the Executive 2024 Plan	\$331,934	\$209,991	\$541,925	\$302,065	\$166,961	\$469,027