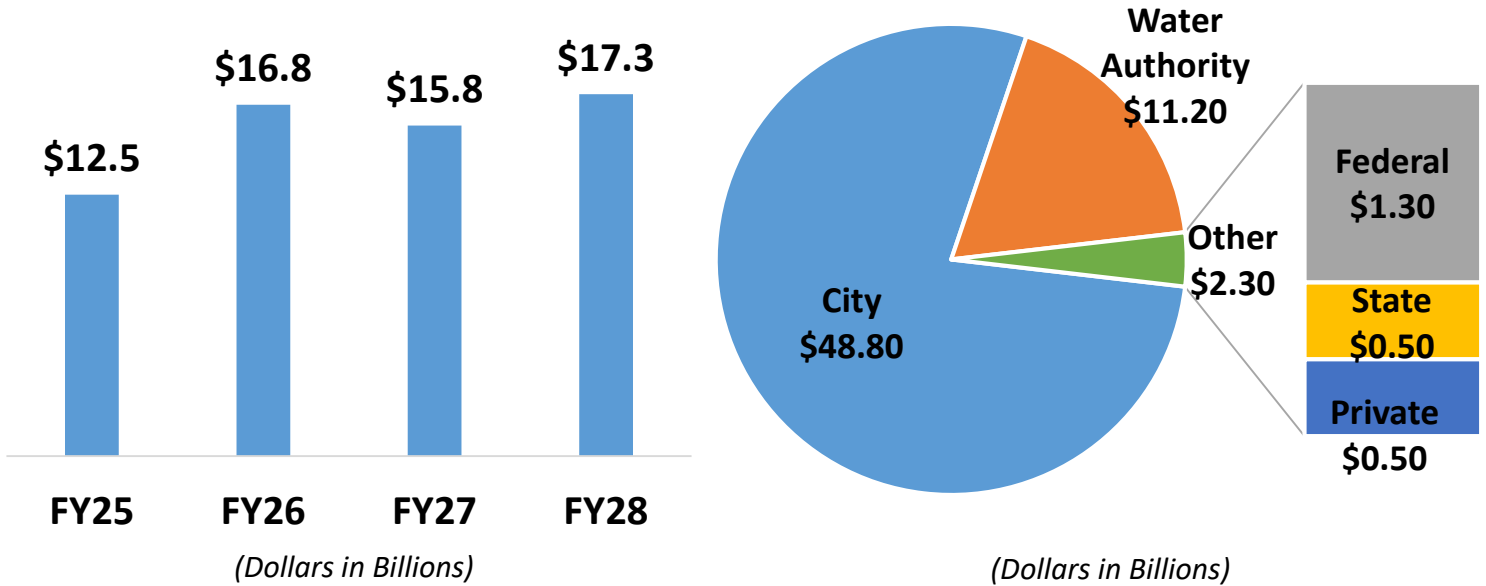




# Executive Capital Budget

## Fiscal 2025 Executive Plan Overview

### \$62.4 billion Preliminary Capital Budget, FY25-FY28



Appropriations Over Four-Year Plan

Funding Source

**+\$9.2 Billion**

**10%**

Increase across five-year plan

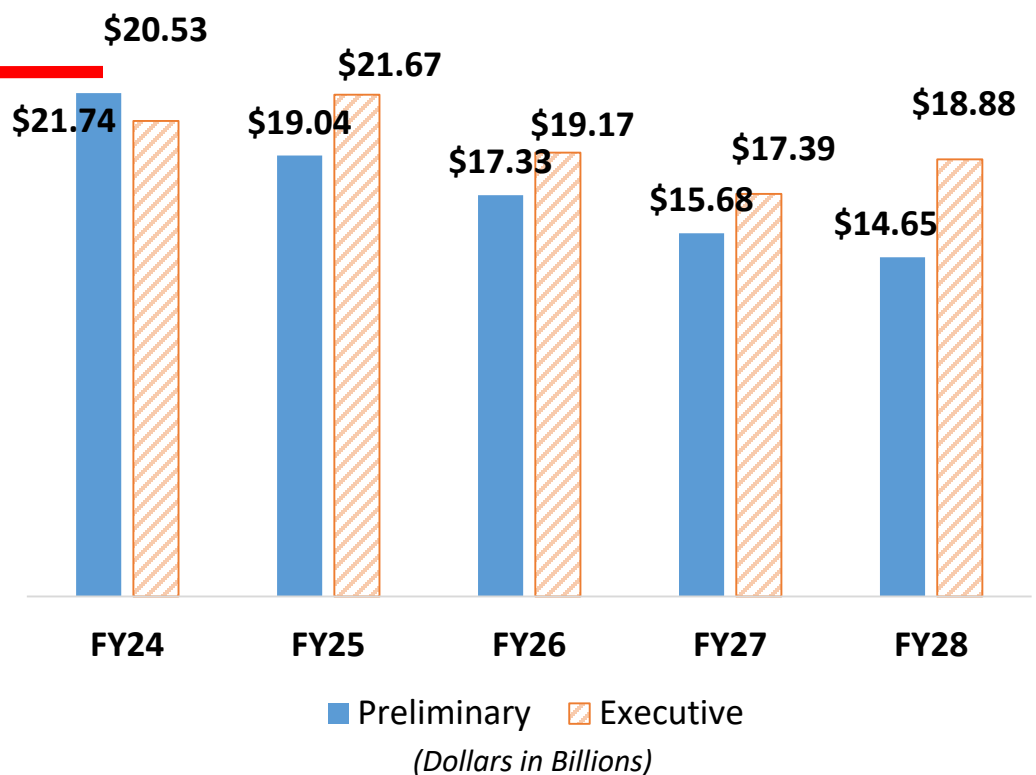
**74%**

FY23 Commitment Rate

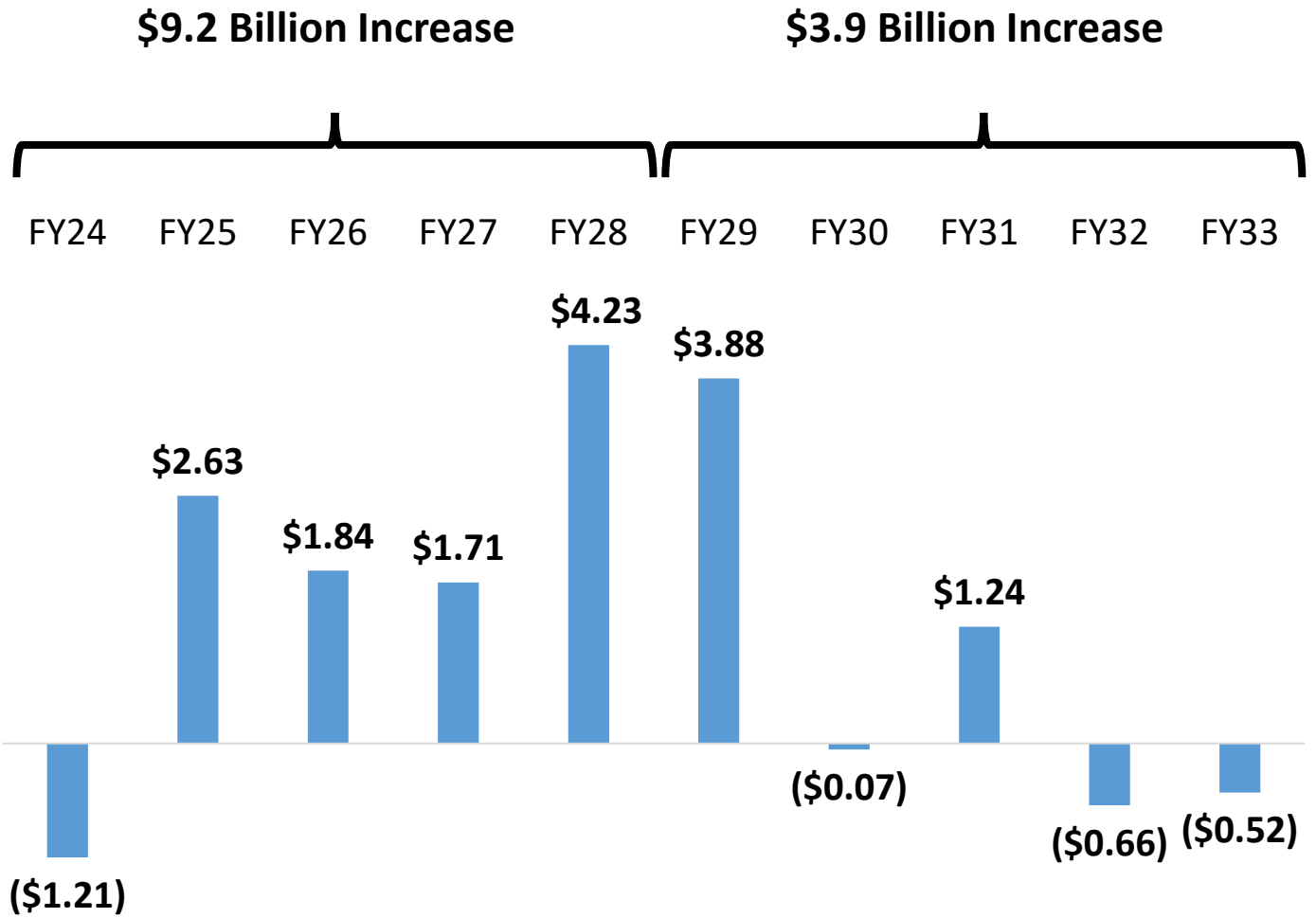
**\$16.5 billion**

FY23 Actual Commitments

### \$97.6 billion Executive Commitment Plan, FY24-FY28

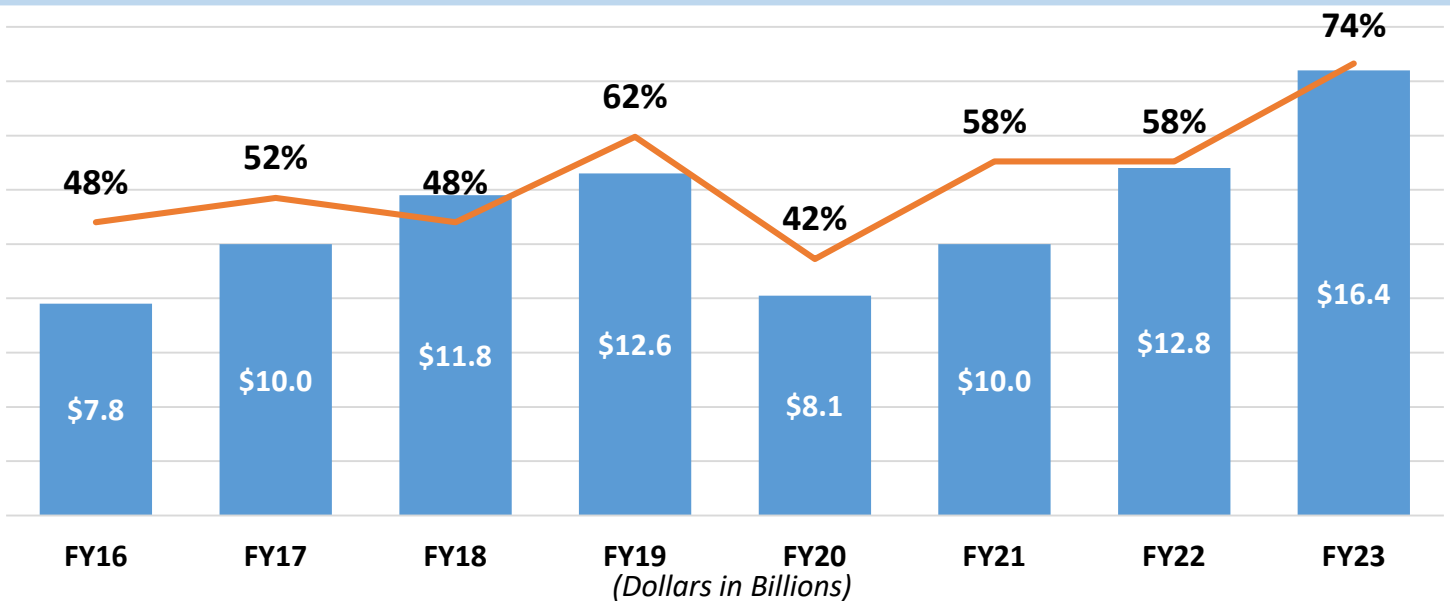


## FY24-FY33 Capital Commitment Plan Ten-Year Period Variance Preliminary vs Executive



(Dollars in Billions)

## NYC Capital Commitments and Commitment Rate, FY16-FY23



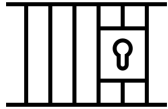
(Dollars in Billions)

## Capital Highlights Executive Plan




**DOE:** \$18.4 billion across FY24-FY28 (\$6.8 billion increase since Preliminary)

- Reflects the incorporation of the SCA Fiscal 2025-2029 Capital Plan into DOE's Capital Commitment Plan



**DOC:** Borough Based Jails: \$12.4 billion total funding across Fiscal 2024-2033

- \$4 billion added to Capital Commitment Plan including \$2.5 billion for Queens Facility and \$1.5 billion for the Bronx Facility.



**DOT:** \$10.4 billion across Fiscal 2024-2028

- Includes \$174.9 million for rehabilitation of BQE from Sands St. to Atlantic Ave (\$630 million decrease since Prelim.)

## Financing Program & Debt Service

Executive Financial Plan estimates the City will undertake \$70.6 billion in long-term borrowing over the financial plan period to finance the City's many capital needs. This represent an increase of \$4.9 billion from the Preliminary Financial Plan.

### Fiscal 2025 Executive Financial Plan (*\$ in million*)

Financing Plan	FY24	FY25	FY26	FY27	FY28
General Obligation Bonds	\$4,215	\$5,000	\$5,760	\$6,360	\$6,580
TFA FTS Bonds	6,130	7,500	5,760	6,360	6,580
Water Authority Bonds	1,530	1,869	2,236	2,282	2,487
<b>Total</b>	<b>\$11,875</b>	<b>\$14,369</b>	<b>\$13,756</b>	<b>\$15,002</b>	<b>\$15,647</b>

Total debt service costs are up slightly in most years of the plan, with the net change of about \$262 million across the full plan.

Total Debt Service*	FY24	FY25	FY26	FY27	FY28
Preliminary Plan	\$7,779	\$8,252	\$8,930	\$9,557	\$10,333
Executive Plan	7,546	8,315	9,007	9,686	10,509
<b>Change</b>	<b>(\$183)</b>	<b>\$63</b>	<b>\$77</b>	<b>\$129</b>	<b>\$176</b>

\*excludes Prepayments & Water Debt Service which is paid by the NYC Municipal Water Authority