

New York City Council
Hon. Julie Menin, Speaker of the Council
Hon. Linda Lee, Chair, Finance Committee
Hon. Shekar Krishnan, Chair, Oversight & Investigations Committee

**Report on the Fiscal 2027 Preliminary Plan,
and the Fiscal 2026 Preliminary Mayor’s Management Report for the
Committee on Oversight & Investigations**

Richard Lee, Director
Jonathan Rosenberg, Managing Deputy Director
Chima Obichere, Deputy Director
Paul Scimone, Deputy Director
Eisha Wright, Deputy Director

Prepared By:
Owen Kotowski, Senior Financial Analyst
Jack Storey, Assistant Director

Fiscal 2027 Preliminary Plan

Department of Investigation Budget Overview

The Department of Investigation’s (DOI or the Department) mission is to promote and maintain integrity and efficiency in New York City government by investigating and referring to criminal prosecution cases of fraud, corruption, and other illegal activities. Investigations may involve any agency, officer, elected official or employee of the City, or those who do business with or receive benefits from the City. DOI’s broad jurisdiction includes criminal and civil investigatory authority over more than 45 mayoral agencies and an array of other City agencies, entities, boards, commissions and authorities. DOI’s strategy includes systemic investigations that lead to arrests, public reports, and recommendations for policy and procedural reforms intended to strengthen agencies’ internal controls and improve their operations, overall strengthening the way the City runs. DOI serves New Yorkers by acting as an independent and nonpartisan watchdog for City government. The Department has seen minimal changes to its budget since the release of the Fiscal 2026 Adopted Plan in June 2025.

The Preliminary Financial Plan for Fiscal 2026-2030 (Preliminary Plan), includes a proposed Fiscal 2027 budget of \$54.1 million for DOI, unchanged from the Fiscal 2027 budget presented in the November Plan. DOI’s Fiscal 2026 budget in the Preliminary Plan is \$1.6 million (2.5 percent) more than its \$62.6 million Fiscal 2026 budget in the November Plan. The current Fiscal 2027 budget is \$1.8 million less than the \$55.9 million Fiscal 2026 budget at adoption.

?

DOI Financial Summary

<i>Dollars in Thousands</i>	FY24	FY25	FY26	Preliminary Plan		*Difference
	Actual	Actual	Adopted	FY26	FY27	FY27 - FY26
Budget by Unit of Appropriation						
Personal Services	\$22,615	\$22,087	\$25,590	\$25,675	\$25,621	\$32
Other Than Personal Services	27,280	29,332	22,439	29,336	20,637	(1,802)
Inspector - PS	5,484	5,545	4,842	6,044	4,844	2
Inspector General - OTPS	324	767	3,003	3,059	3,003	0
TOTAL	\$55,703	\$57,731	\$55,874	\$64,114	\$54,106	(\$1,768)
Funding						
City Funds			\$46,516	\$47,116	\$44,747	(\$1,768)
Other Categorical			604	644	604	0
State			0	219	0	0
Federal - Other			3,036	9,159	3,036	0
Intra-City			5,718	6,976	5,718	0
TOTAL	\$55,703	\$57,731	\$55,874	\$64,114	\$54,106	(\$1,768)
Budgeted Headcount						
Full-Time Positions - Civilian	270	260	293	309	293	0
TOTAL	270	260	293	309	293	0

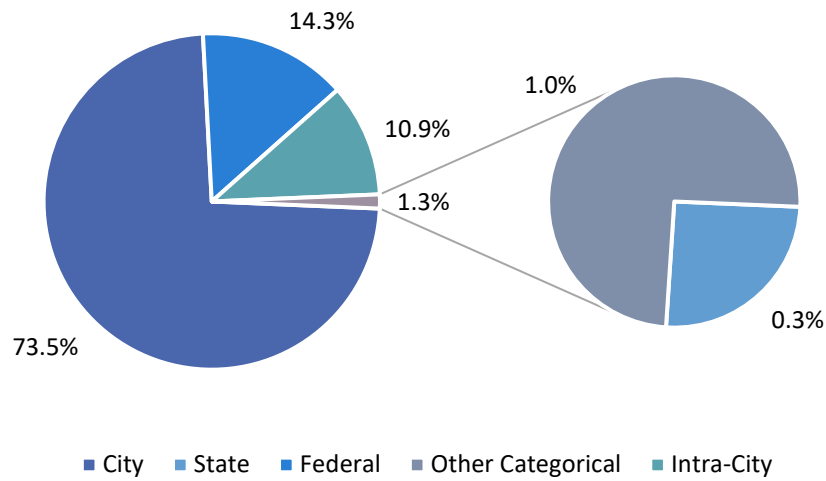
**The difference of Fiscal 2027 Preliminary Budget compared to Fiscal 2026 Adopted Budget.*

Source: New York City Office of Management and Budget

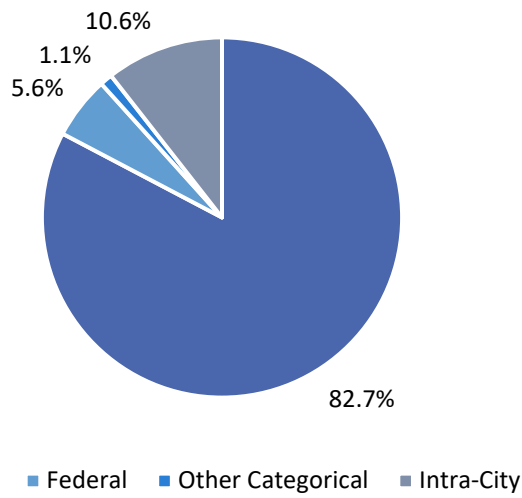
Budget by Funding Source

Fiscal 2027 City Funds: 82.7 percent

Fiscal 2026

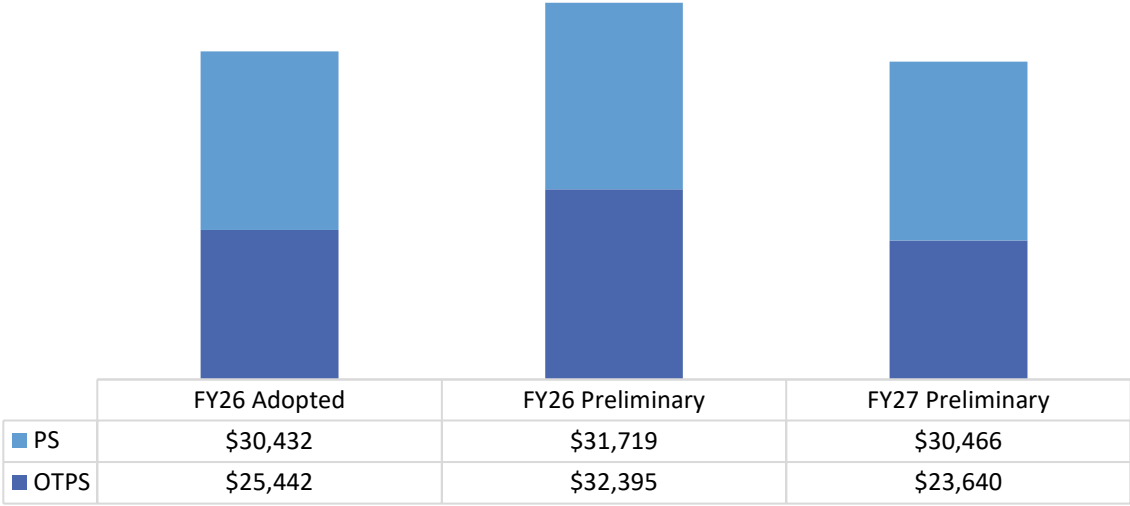


Fiscal 2027



Source: New York City Office of Management and Budget

Personal Services (PS) and Other Than Personal Services (OTPS)

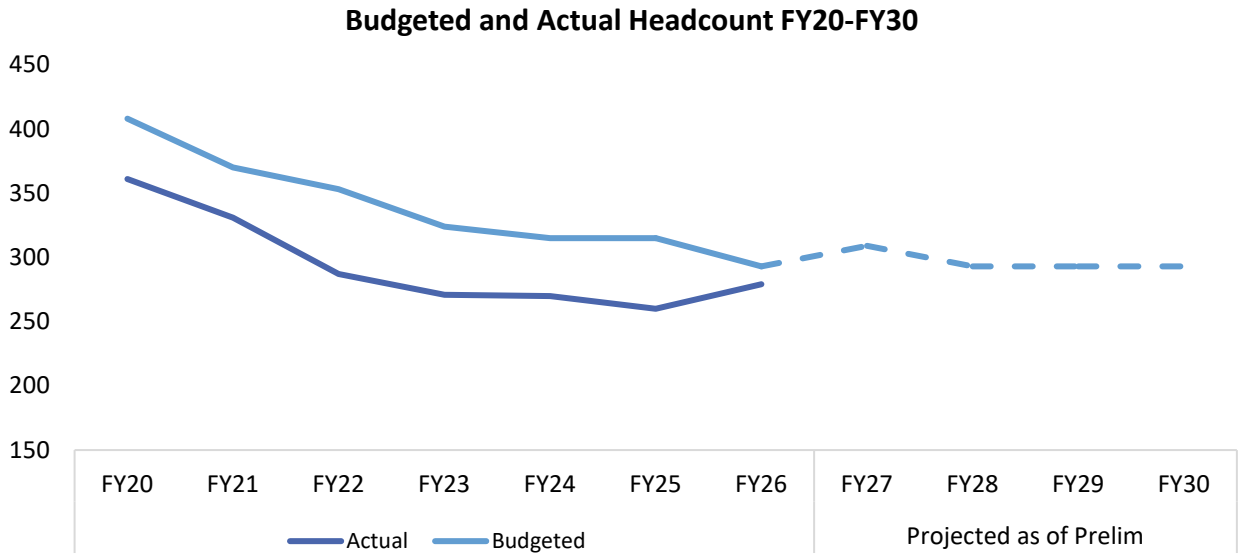


Dollars in Thousands
 Source: New York City Office of Management and Budget

Headcount

FY26 Budgeted Full-Time Positions: 293
 Actual Headcount as of January 2026: 279

FY27 Budgeted Full-Time Positions: 309
 Vacancy Rate as of January 2026: 4.8 percent



Source: New York City Office of Management and Budget

Note: Budgeted and actual headcounts are as of the end of the fiscal year, except for Fiscal 2026 where budgeted headcount is as of the Preliminary Plan and actual headcount is as of January 2026.

DOI Contract Budget

Fiscal 2027 Contract Budget: \$3.7 million

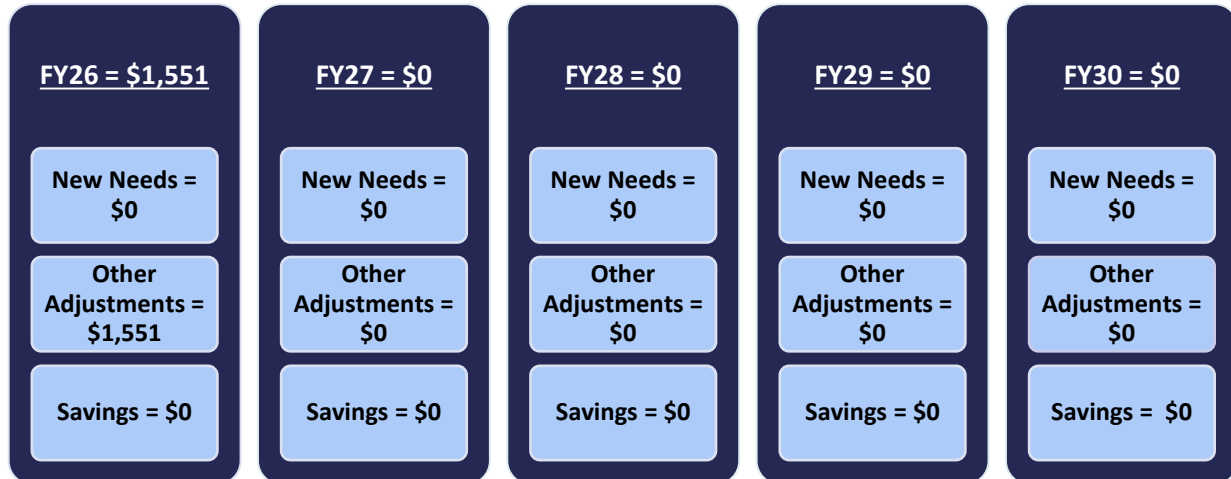
Number of Contracts in Fiscal 2027: 33

Dollars in Thousands

Category	FY26 Adopted	Number of Contracts	FY27 Preliminary	Number of Contracts
Contractual Services - General	\$4,804	2	\$3,004	2
Data Processing Equipment Maintenance	27	3	27	3
Maintenance and Repairs - General	4	2	4	2
Office Equipment Maintenance	5	3	5	3
Printing Services	11	4	11	4
Prof. Services - Computer Services	6	2	6	2
Prof. Services - Other	453	5	453	5
Security Services	2	1	2	1
Telecommunications Maintenance	11	3	11	3
Temporary Services	77	5	77	5
Training Program for City Employees	61	3	61	3
TOTAL	\$5,460	33	\$3,660	33

Source: New York City Office of Management and Budget

Preliminary Plan Changes



Dollars in Thousands

Significant Preliminary Plan Changes Other Adjustments

- **Federal and State Investigations Enhancement.** The Preliminary Plan includes an additional \$950,000 of federal and State funding in Fiscal 2026 only. This funding is part of an initiative the Department has used to fill shortfalls in their OTPS budget including for the costs of software and hardware upgrades, vehicles, and consulting needs. The federal government and States share assets with law enforcement departments that assist in investigations that yield recoveries. The funding can then be utilized by the Department to enhance its investigative capabilities.
- **Lease Adjustment.** The Preliminary Plan includes an additional \$600,555 in City funding in Fiscal 2026 only for the Department’s leased office space.

Preliminary Mayor’s Management Report (PMMR)

The PMMR for Fiscal 2025 reports on two service areas and three goals for the Department of Investigation. Noteworthy metrics that were reported are detailed below.

- **Complaints.** A major aspect of the Department is to review the complaints received that allege criminal activity, corruption or conflicts of interest. In the first four months of Fiscal 2026, DOI received 4,652 complaints, a decrease of 398 complaints or 7.9 percent from the 5,050 complaints received during the same period in Fiscal 2025.
- **Integrity monitor agreements.** During the first four months of Fiscal 2026, the Department had nine integrity monitoring agreements to oversee, the same as in the first four months of Fiscal 2025. The Integrity Monitor Program establishes a method to permit the City to enter into or continue contracts with City vendors that might otherwise be precluded from doing business with the City due to integrity issues. Additional information on integrity monitor agreements can be found at; <https://www.nyc.gov/site/doi/about/integrity-monitor-program.page>
- **Average time to complete and close an Investigation.** The Department’s average time to complete an investigation increased to 325 days in the first four months of Fiscal 2026, a 73 day or 28.97 percent increase from the 252-day average of the first four months of Fiscal 2025. Meanwhile, in the first four months of Fiscal 2026, the Department closed 325 investigations, an increase of 28 investigations or 9.43 percent from the 297 cases closed in the first four months of Fiscal 2025. The PMMR states that the nature and complexity of investigations vary from year to year which affects the timeliness of investigations.
- **Active Investigations.** In the first four months of Fiscal 2026, DOI had 912 active investigations, a 3.3 percent decrease from the 943 active investigations in the first four months of Fiscal 2025.

- **Referrals for Criminal Prosecution.** In the first four months of Fiscal 2026, the Department referred 38 cases for criminal prosecution, a decrease of 76.7 percent or 125 referrals from the 163 referrals made in the same period during Fiscal 2025. Additionally, arrests resulting from DOI investigations decreased by 53.9 percent or 55 from 102 arrests in the first four months of Fiscal 2025 to 47 during the same period of Fiscal 2026. In Fiscal 2025 there were 287 referrals and 220 arrests, a 36.1 percent and 37 percent decrease from Fiscal 2024. The decrease is partly attributable to the way cases are counted in the case management system. The previous system counted each individual as one referral, whereas the new system counts each case, regardless of the number of individuals involved in the case, as one.
- **Average time to complete a background investigation.** The Department of Investigation performs background checks on certain City employees, including those that have a salary of \$125,000 or more, those that may enter into financial agreements of \$10,000 or more, and those that have administrative access to security systems. During the first four months of Fiscal 2026, the Department's average time to complete a background investigation was 117 days, an increase of eight days or 7.3 percent from the 109-day average during the first four months of Fiscal 2025.
- **Closed background investigation.** In the first four months of Fiscal 2026, DOI closed 324 background checks, a significant decrease of 85 investigations or 20.8 percent from the 409 investigations that were closed in the first four months of Fiscal 2025. In Fiscal 2025, the Department closed 1,256 background checks, a decrease of 458 or 26.7 percent from the 1,714 checks completed in Fiscal 2024.
- **Backlogged background investigations remaining open.** In recent years, there was a large backlog of background investigations (cases). In July 2019, the backlog reached a peak of 6,500 cases. Since then, DOI has made adjustments to decrease that backlog and complete new background checks in a timely manner. In the first four months of Fiscal 2026, 21 backlogged investigations remained open, this is a decrease of 235 backlogged investigations or 91.8 percent from the 256 backlogged investigations which remained open during the first four months of Fiscal 2025. The Department has stated that the remaining investigations are increasingly complex and require information from outside entities to close the investigation. Delays in receiving and processing that information is the primary factor for why these investigations have not been closed.

Budget Issues and Concerns, Including Federal and State Budget Risks

- **The Administration's PEG Restorations.** Since Fiscal 2020, the Department has been required to cut a significant number of positions due to the Adams' Administration's Program to Eliminate the Gap (PEG). The Department's budgeted headcount dropped from 408 positions in Fiscal 2020 to 293 positions in Fiscal 2027, a decrease of 115

positions or 28.2 percent. The Council is concerned that these cuts have negatively affected the Department’s ability to properly and comprehensively oversee city agencies and root out corruption. The Fiscal 2026 Preliminary Plan, released last year, included ten additional baselined positions for the Department. However, this only restored a small portion of the positions that were eliminated during previous PEGs. Increasing the Department’s headcount to the pre- Fiscal 2020 levels would enable DOI to continue to carry out its mission effectively and proactively.

Miscellaneous Revenue

- The Preliminary Plan includes approximately \$4.2 million of DOI miscellaneous revenue in Fiscal 2027, the same amount as the Fiscal 2026 Adopted Budget.

<i>Dollars in Thousands</i>						
Revenue Sources	FY24 Actual	FY25 Actual	FY26 Adopted	Preliminary Plan		*Difference FY27-FY26
				FY26	FY27	
Fees From Marshals	\$1,684	\$1,850	\$2,345	\$2,345	\$2,345	\$0
Background Investigation Fee	718	526	507	507	507	0
Marshal Fines	0	0	10	10	10	0
Unclaimed Funds from Marshals	1,042	1,042	1,042	1,042	1,042	0
Restitution: City Employees	80	40	300	300	300	0
TOTAL	\$3,524	\$3,458	\$4,204	\$4,204	\$4,204	\$0

**The difference of Fiscal 2027 Preliminary Budget compared to Fiscal 2026 Adopted Budget.*

Source: New York City Office of Management and Budget

Supporting Budget Charts

Budget Actions in the November and Preliminary Plans

<i>Dollars in Thousands</i>	FY26			FY27		
	City	Non-City	Total	City	Non-City	Total
DOI Budget as of the Adopted FY26 Plan	\$46,516	\$9,358	\$55,874	\$44,747	\$9,358	\$54,105
Changes Introduced in the November 2025 Plan						
New Needs						
Subtotal, New Needs	\$0	\$0	\$0	\$0	\$0	\$0
Other Adjustments						
DEP/ DOI MOU 3 Pos & OTPS	\$0	\$260	\$260	\$0	\$0	\$0
DEP-DOI MOU BT-2	0	733	733	0	0	0
FY26 Forfeiture 1st Mid-Year	0	2,211	2,211	0	0	0
FY26 Forfeiture Put-Up	0	3,180	3,180	0	0	0
FY26 NYCHA OIG Put Up	0	40	40	0	0	0
IC w/DoI: Fingerprinting	0	265	265	0	0	0
Subtotal, Other Adjustments	\$0	\$6,689	\$6,689	\$0	\$0	\$0
Savings						
Subtotal, Savings	\$0	\$0	\$0	\$0	\$0	\$0
TOTAL, All Changes in November 2025 Plan	\$0	\$6,689	\$6,689	\$0	\$0	\$0
DOI Budget as of the November 2025 Plan	\$46,516	\$16,047	\$62,563	\$44,747	\$9,358	\$54,105
Changes Introduced in the FY27 Preliminary Plan						
New Needs						
Subtotal, New Needs	\$0	\$0	\$0	\$0	\$0	\$0
Other Adjustments						
Forfeiture 2nd Mid-Year Put Up	\$0	\$950	\$950	\$0	\$0	\$0
Lease Adjustment	601	0	601	0	0	0
Subtotal, Other Adjustments	\$601	\$950	\$1,551	\$0	\$0	\$0
Savings						
Subtotal, Savings	\$0	\$0	\$0	\$0	\$0	\$0
TOTAL, All Changes in the FY27 Preliminary Plan	\$601	\$950	\$1,551	\$0	\$0	\$0
DOI Budget as of the FY27 Preliminary Plan	\$47,116	\$16,998	\$64,114	\$44,747	\$9,358	\$54,106

Source: New York City Office of Management and Budget

Budget by Unit of Appropriation

001 - Personal Services						
<i>Dollars in Thousands</i>						
	FY24	FY25	FY26	Preliminary Plan		*Difference
	Actual	Actual	Adopted	FY26	FY27	FY27-FY26
Spending						
Personal Services						
Full-Time Salaried - Civilian	\$21,211	\$21,422	\$25,279	\$25,245	\$25,311	\$32
Other Salaried	0	84	10	130	10	0
Additional Gross Pay	370	193	94	94	94	0
Additional Gross Pay - Labor Reserve	597	0	0	0	0	0
Overtime - Civilian	366	368	42	42	42	0
Fringe Benefits	0	0	96	96	96	0
P.S. Other	0	(2)	0	0	0	0
Unsalaries	71	22	68	68	68	0
Subtotal	\$22,615	\$22,087	\$25,590	\$25,675	\$25,621	\$32
TOTAL	\$22,615	\$22,087	\$25,590	\$25,675	\$25,621	\$32
Funding						
City Funds			\$25,141	\$25,107	\$25,173	\$32
Intra City			52	52	52	0
Other Categorical			397	397	397	0
State			0	119	0	0
TOTAL	\$22,615	\$22,087	\$25,590	\$25,675	\$25,621	\$32
Budgeted Headcount						
Full-Time Positions - Civilian	225	217	254	254	254	0
TOTAL	225	217	254	254	254	0

**The difference of Fiscal 2027 Preliminary Budget compared to Fiscal 2026 Adopted Budget.*

Source: New York City Office of Management and Budget

002 - Other Than Personal Services						
<i>Dollars in Thousands</i>						
	FY24	FY25	FY26	Preliminary Plan		*Difference
	Actual	Actual	Adopted	FY26	FY27	FY27-FY26
Spending						
Other Than Personal Services						
Contractual Services	\$6,063	\$4,090	\$2,373	\$4,129	\$573	(\$1,800)
Contractual Services - Professional Services	25	463	404	881	404	0
Supplies & Materials	2,556	3,079	1,431	3,014	1,431	0
Fixed & Misc. Charges	26	75	170	77	170	0
Property & Equipment	969	2,469	1,388	3,637	1,388	0
Other Services & Charges	17,641	19,155	16,673	17,599	16,671	(2)
Subtotal	\$27,280	\$29,332	\$22,439	\$29,336	\$20,637	(\$1,802)
TOTAL	\$27,280	\$29,332	\$22,439	\$29,336	\$20,637	(\$1,802)
Funding						
City Funds			\$17,468	\$18,102	\$15,666	(\$1,802)
Federal - Other			3,036	9,159	3,036	0
Intra City			1,932	1,932	1,932	0
Other Categorical			3	43	3	0
Other Categorical			0	100	0	0
TOTAL	\$27,280	\$29,332	\$22,439	\$29,336	\$20,637	(\$1,802)
Budgeted Headcount						
Full-Time Positions - Civilian	0	0	0	0	0	0
TOTAL	0	0	0	0	0	0

**The difference of Fiscal 2027 Preliminary Budget compared to Fiscal 2026 Adopted Budget.*

Source: New York City Office of Management and Budget

003 - Inspector General PS						
<i>Dollars in Thousands</i>						
	FY24	FY25	FY26	Preliminary Plan		*Difference
	Actual	Actual	Adopted	FY26	FY27	FY27-FY26
Spending						
Personal Services						
Full-Time Salaried - Civilian	\$5,228	\$5,287	\$4,709	\$5,910	\$4,711	\$2
Additional Gross Pay	37	180	27	27	27	0
Additional Gross Pay - Labor Reserve	138	0	0	0	0	0
Overtime - Civilian	81	77	65	65	65	0
Fringe Benefits	0	0	41	41	41	0
Unsalaries	0	0	1	1	1	0
Subtotal	\$5,484	\$5,545	\$4,842	\$6,044	\$4,844	\$2
TOTAL	\$5,484	\$5,545	\$4,842	\$6,044	\$4,844	\$2
Funding						
City Funds			\$1,285	\$1,285	\$1,287	\$2
Intra City			3,358	4,559	3,358	0
Other Categorical			199	199	199	0
TOTAL	\$5,484	\$5,545	\$4,842	\$6,044	\$4,844	\$2
Budgeted Headcount						
Full-Time Positions - Civilian	45	43	39	55	39	0
TOTAL	45	43	39	55	39	0

**The difference of Fiscal 2027 Preliminary Budget compared to Fiscal 2026 Adopted Budget.*

Source: New York City Office of Management and Budget

004 - Inspector General OTPS						
<i>Dollars in Thousands</i>						
	FY24	FY25	FY26	Preliminary Plan		*Difference
	Actual	Actual	Adopted	FY26	FY27	FY27-FY26
Spending						
Other Than Personal Services						
Contractual Services	\$10	\$391	\$2,628	\$2,675	\$2,628	\$0
Contractual Services - Professional Services	47	6	56	0	56	0
Supplies & Materials	124	122	92	266	92	0
Fixed & Misc. Charges	18	0	18	11	18	0
Property & Equipment	87	140	87	90	87	0
Other Services & Charges	38	108	122	17	122	0
Subtotal	\$324	\$767	\$3,003	\$3,059	\$3,003	\$0
TOTAL	\$324	\$767	\$3,003	\$3,059	\$3,003	\$0
Funding						
City Funds			\$2,622	\$2,622	\$2,622	\$0
Intra City			376	432	376	0
Other Categorical			5	5	5	0
TOTAL	\$324	\$767	\$3,003	\$3,059	\$3,003	\$0
Budgeted Headcount						
Full-Time Positions - Civilian	0	0	0	0	0	0
TOTAL	0	0	0	0	0	0

**The difference of Fiscal 2027 Preliminary Budget compared to Fiscal 2026 Adopted Budget.*

Source: New York City Office of Management and Budget