

New York City Council

Hon. Adrienne Adams, Speaker of the Council
 Hon. Justin Brannan, Chair Finance Committee
 Hon. Selvena Brooks-Powers,

Majority Whip and Chair, Transportation & Infrastructure Committee

**Note on the Fiscal 2025 Executive Plan and
 the Fiscal 2025 Executive Capital Commitment Plan for the
 Department of Transportation**

Tanisha S. Edwards, Chief Financial Officer and Deputy Chief of Staff Prepared By: Adrian M. Drepaul, Senior Financial Analyst
 Richard Lee, Director Julia K. Haramis, Unit Head
 Jonathan Rosenberg, Managing Deputy Director
 Chima Obichere, Deputy Director
 Eisha Wright, Deputy Director
 Paul Scimone, Deputy Director
 Elizabeth Hoffman, Assistant Director

Fiscal 2025 Executive Plan

FY24 FY25

Department of Transportation Budget Overview

\$44.0 million since Adopt.

\$40.6 million since Adopt.




The Executive Financial Plan for Fiscal 2024-2028 (Executive Plan), includes a proposed Fiscal 2025 budget of \$1.45 billion for the Department of Transportation (DOT or the Department). The Department’s projected Fiscal 2025 budget represents 1.3 percent of the City’s proposed \$111.62 billion Fiscal 2025 budget in the Executive Plan. DOT’s Fiscal 2025 budget in the Executive Plan is \$43.5 million (3.1 percent) greater than its \$1.40 billion Fiscal 2025 budget in the Preliminary Financial Plan presented in January. The Fiscal 2025 Executive Budget is \$41.3 million greater than the Fiscal 2024 Adopted Budget. For additional information on DOT’s Preliminary Budget, please refer to the Fiscal 2025 Preliminary Budget report at: <https://council.nyc.gov/budget/wp-content/uploads/sites/54/2024/03/841-DOT.pdf>

\$34.1 million since Prelim.

\$43.5 million since Prelim.



Difference between FY24 Adopted and FY25 Executive

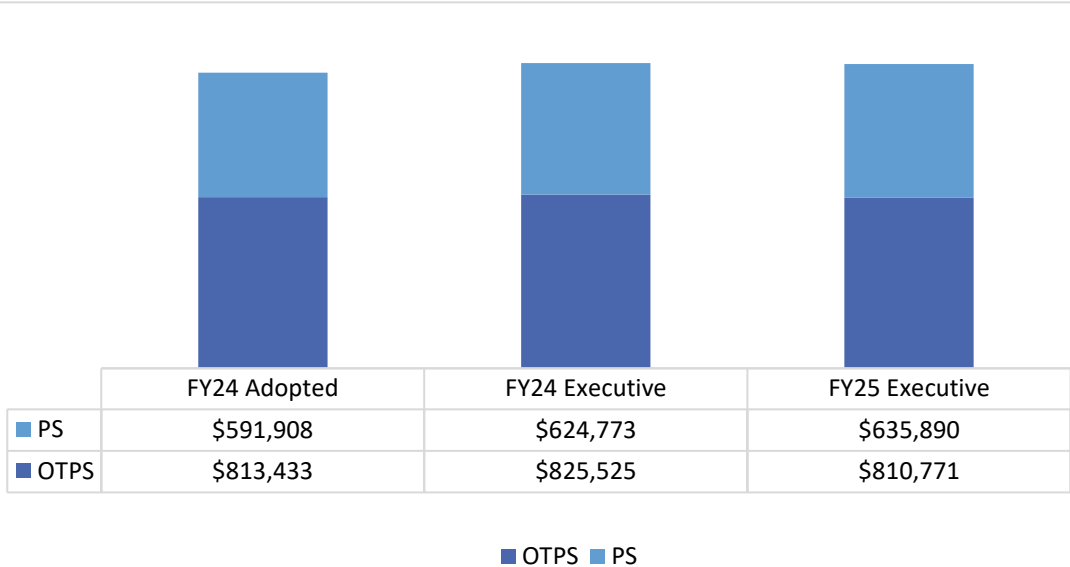


*Dollars in Thousands
 Source: New York City Office of Management and Budget*

**PS and
OTPS:**

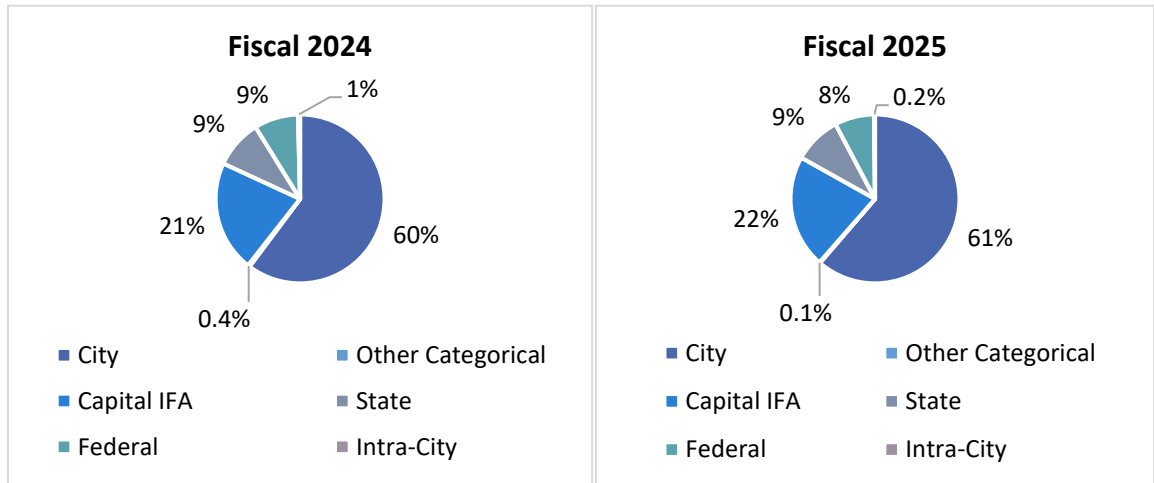
**FY25 Contract
Budget:
\$431.7 million**

**Number of
Contracts in
FY25: 581**



*Dollars in Thousands
Source: New York City Office of Management and Budget*

**Agency
Budget by
Funding
Source**

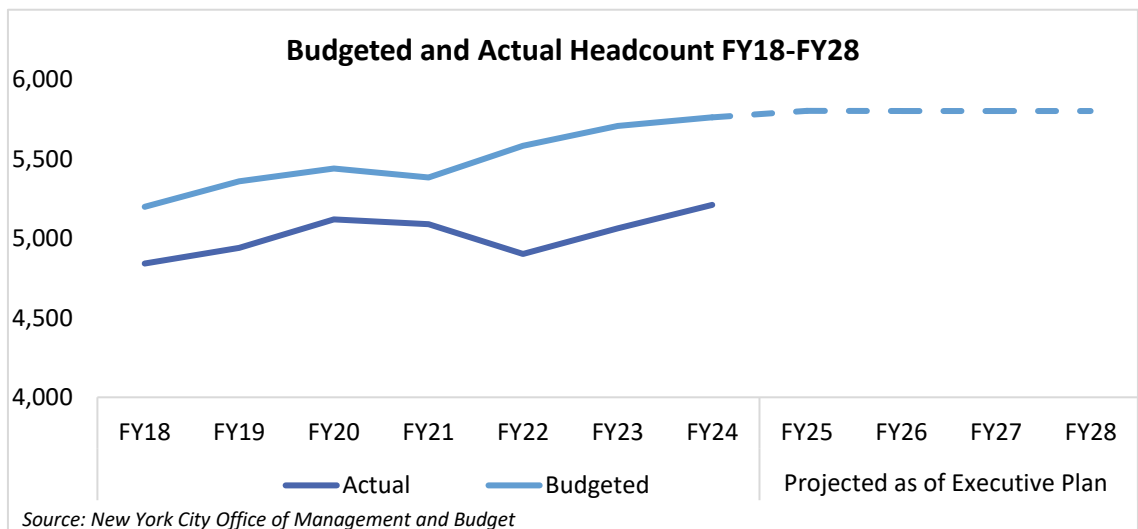


Source: New York City Office of Management and Budget

**FY24
Budgeted
Headcount:
5,762 full-
time positions**

**Actual
Headcount as
of March:
5,211**

**Vacancies as
of March: 551**



Source: New York City Office of Management and Budget

<p>FY25 Changes in Exec: Total: \$43.4 Million New Needs: \$0 Other Adjustments: \$43.4 Million</p>	<p>Significant Executive Plan Changes</p> <p>Other Adjustments</p> <ul style="list-style-type: none"> • Road Resurfacing. Due to increases in asphalt prices, the Executive Plan includes an increase of the road resurfacing budget with additional Capital Inter-Fund Agreement (IFA) funding of \$8.0 million in Fiscal 2024 and \$14.0 million in Fiscal 2025 and in the outyears. • Motor Fuel. The Executive Plan includes additional City funding of \$1.5 million in Fiscal 2024 and \$6.0 million in Fiscal 2025 and in the outyears. This funding will support the conversion of the Staten Island Ferry boats to bio-renewable diesel starting with one boat in Fiscal 2024, 80 percent of the boats are planned to be converted by Fiscal 2025, and a full conversion of the fleet starting in Fiscal 2026. • Traffic Data Collection. The Executive Plan includes Other Categorical funding of \$800,000 in Fiscal 2024 only for a traffic study. This study is part of the environmental assessment for congestion pricing and will be funded by the Metropolitan Transit Authority (MTA). • Parking Study. The Executive Plan includes additional Other Categorical funding of \$1.3 million in Fiscal 2024 only for costs associated with a parking study. The study is part of the congestion pricing environmental assessment and will be funded by the MTA. • Collective Bargaining. The Executive Plan includes an additional \$15.5 million in Fiscal 2024, \$16.6 million in Fiscal 2025, increasing to \$20.2 million by Fiscal 2027 for collective bargaining costs, as well as for providing manager and other jurisdiction (non-unionized) employees’ similar patterns of raises. • Heat, Light, and Power. Due to re-estimates, the Executive Plan includes additional City funds of \$6.8 million in Fiscal 2024 and \$7.7 million in Fiscal 2025 and in the outyears for costs associated with heat, light, and power. 												
<p>Budget Response: FY25 Estimate: \$3 million Included in the Executive Budget: \$0</p>	<p>In the City Council’s Fiscal 2025 Preliminary Budget Response, the Council identified one area of concern relating to DOT. The budget response called on the Administration to restore \$3.0 million for Vision Zero education and outreach. The Executive Plan does not include a restoration of this funding, as shown in the table below. For more details on the budget response visit: https://council.nyc.gov/wp-content/uploads/2024/04/FY25-Prelim-Budget-Response.pdf</p> <table border="1" data-bbox="328 1524 1459 1659"> <thead> <tr> <th colspan="4">FY25 Budget Response Items</th> </tr> <tr> <th>#</th> <th>Response Priorities</th> <th>Amount Requested</th> <th>Amount in the Exec Budget</th> </tr> </thead> <tbody> <tr> <td>1</td> <td>Vision Zero Education and Outreach Funding Restoration</td> <td>\$3.0 Million</td> <td>\$0</td> </tr> </tbody> </table>	FY25 Budget Response Items				#	Response Priorities	Amount Requested	Amount in the Exec Budget	1	Vision Zero Education and Outreach Funding Restoration	\$3.0 Million	\$0
FY25 Budget Response Items													
#	Response Priorities	Amount Requested	Amount in the Exec Budget										
1	Vision Zero Education and Outreach Funding Restoration	\$3.0 Million	\$0										

Capital Plan Overview

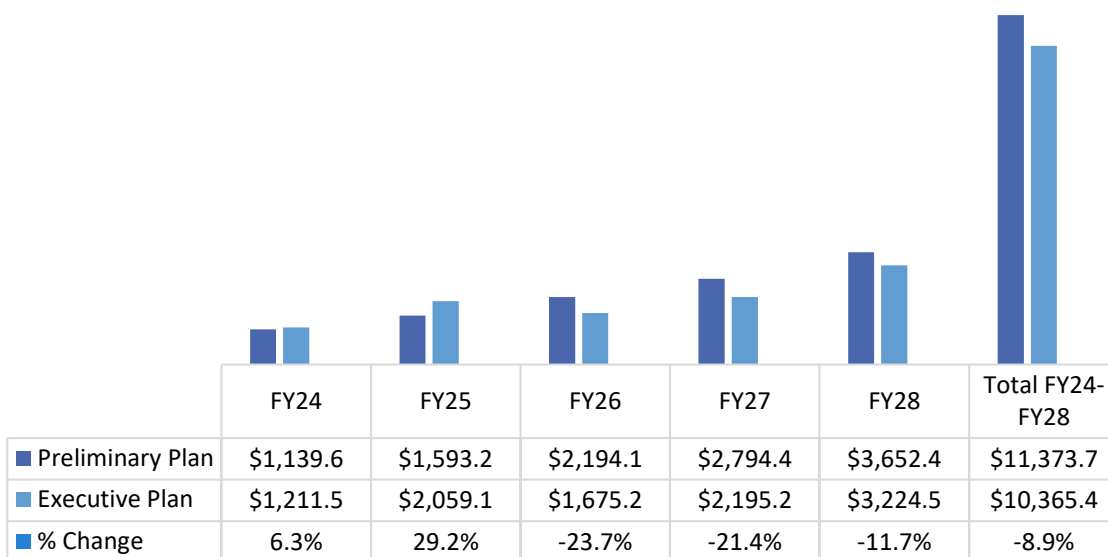
On April 24, 2024, Mayor Eric Adams released the Executive Capital Commitment Plan for Fiscal 2024-2028 (the Executive Commitment Plan).

DOT's commitments for Fiscal 2024 through 2028, as presented in the Executive Commitment Plan, total \$10.37 billion, 8.9 percent less than the total for the same period presented in the Preliminary Capital Commitment Plan released in January.

The Department's planned commitments comprise 10.6 percent of the City's \$97.66 billion Fiscal 2024 through 2028 Plan.

Capital Commitment Plan

Fiscal 2024-2028 Capital Commitment Plan



Dollars in Millions

Source: New York City Office of Management and Budget

Capital Highlights

DOT's Executive Commitment Plan totals \$10.37 billion for the construction and reconstruction of roads, highways, bridges, and transportation infrastructure, of which \$9.03 billion (87.1 percent) is City-funded. This is a decrease of \$1.01 billion (8.9 percent) since the Preliminary Capital Plan. Below, DOT's Capital Plan is broken down by major categories, with highlights of the significant capital projects noted.

- Bridges.** Across the five years of the Executive Commitment Plan, \$3.97 billion is allocated to construction on waterway and highway bridges, a decrease of \$634.3 million from the Preliminary Capital Plan. Significant projects include \$489.6 million for reconstruction of the Shore Road Bridge over the Hutchinson River; \$219.8 million for various projects on the Brooklyn-Queens Expressway (BQE), including the triple cantilever, and \$113.8 million for the rehabilitation of the bridge on West Tremont Avenue over the Metro North Railroad in the Bronx.
- Highways.** The Executive Commitment Plan includes \$5.7 billion for highway related projects, \$352.2 million less than in the Preliminary Capital Plan. The Plan includes \$1.83 billion in projects related to street construction, reconstruction, resurfacing,

paving, and grading. Major projects include \$149.4 million for two phases of safety improvements on 4th Avenue in Brooklyn, as well as \$195.3 million for three phases of reconstruction of Queens Boulevard. The Plan includes \$1.46 billion for street resurfacing of approximately 1,100 vehicle lane miles and 50 bike lane miles, per year.

- **Traffic.** The Executive Commitment Plan includes \$312.0 million in traffic projects, an increase of \$1.1 million from the Preliminary Capital Plan. This includes \$166.0 million for signal installation projects. Significant projects include \$102.3 million for accessible pedestrian signals (APS), \$23.0 million for installation of left turn signals, and \$15.2 million for signalized Vision Zero safety improvements.
- **Ferries.** The Executive Commitment Plan includes \$282.5 million in ferry projects, \$22.9 million less than in the Preliminary Capital Plan. The Plan includes \$142.7 million for ferry boats, terminals, and equipment, , as well as \$89.2 million for the reconstruction of the Staten Island ferry vessels.
- **Transportation Equipment.** The Executive Commitment Plan includes \$100.5 million for transportation equipment projects, which is unchanged since the Preliminary Capital Plan. The Plan includes \$29.2 million for the purchase of computer and information technology equipment while the remaining \$71.3 million relates to other non-technology equipment, which is primarily vehicle purchases.

Budget Action Chart

	Fiscal 2024			Fiscal 2025		
	City	Non-City	Total	City	Non-City	Total
<i>Dollars in Thousands</i>						
DOT Budget as of the Preliminary Plan	\$856,449	\$558,770	\$1,415,219	\$864,405	\$538,807	\$1,403,212
Other Adjustments						
Collective Bargaining	\$7,980	\$7,534	\$15,515	\$8,911	\$7,643	\$16,554
Fall Traffic Data Collection	0	800	800	0	0	0
Heat, Light and Power	6,825	0	6,825	7,729	0	7,729
Heating Fuel Adjustment	0	0	0	(2)	0	(2)
Highbridge Ped Bridge, Harlem	0	182	182	0	0	0
Lease Adjustment	0	0	0	59	0	59
Motor Fuel	1,452	0	1,452	6,048	0	6,048
Parking Study	0	1,341	1,341	0	0	0
Prior Year Revenue	0	0	0	(375)	375	0
Resurfacing Shortfalls	0	8,000	8,000	0	14,000	14,000
SI Maintenance Take Down	0	0	0	0	(941)	(941)
Technical Adjustments	(55)	18	(37)	0	0	0
Subtotal, Other Adjustments	\$16,203	\$17,876	\$34,079	\$22,371	\$21,077	\$43,448
DOT Budget as of the Executive Plan	\$872,653	\$576,645	\$1,449,298	\$886,776	\$559,884	\$1,446,662

Source: New York City Office of Management and Budget

Budget by Program Area

<i>Dollars in Thousands</i>	FY22	FY23	FY24	Executive Plan		*Difference
	Actual	Actual	Adopted	FY24	FY25	FY25 - FY24
Budget by Program Area						
Bridge Engineering and Administration	\$29,901	\$28,525	\$33,544	\$33,367	\$33,537	(\$7)
Bridge Maintenance, Repair, and Operations	72,974	80,089	84,066	85,891	86,110	2,045
DOT Management and Administration	81,097	80,527	79,868	83,528	83,420	3,552
DOT Vehicles, Facilities Management, and Maintenance	92,821	100,198	104,428	110,285	104,858	430
Ferry Administration and Surface Transit	38,534	42,912	36,754	37,140	40,861	4,107
Municipal Ferry Operations and Maintenance	79,618	78,075	93,030	113,228	112,995	19,965
Roadway Construction Coordination and Administration	20,236	18,276	20,985	20,634	21,416	431
Roadway Repair, Maintenance, and Inspection	320,153	354,125	312,971	340,923	343,071	30,100
Traffic Operations and Maintenance	447,931	537,963	520,214	538,631	546,645	26,432
Traffic Planning Safety and Administration	52,116	64,696	119,483	85,671	73,749	(45,735)
TOTAL	\$1,235,381	\$1,385,386	\$1,405,342	\$1,449,298	\$1,446,662	\$41,320
Funding						
City Funds	\$744,935	\$827,855	\$851,014	\$872,652	\$886,776	\$35,762
Other Categorical	14,644	11,431	1,717	5,292	2,092	375
Capital - IFA	255,581	287,765	287,650	308,840	313,701	26,502
State	121,051	131,219	117,434	134,622	132,268	14,835
Federal - Other	95,599	123,770	144,881	122,232	109,045	(35,836)
Intra-City	3,572	3,346	2,645	5,660	2,778	133
TOTAL	\$1,235,381	\$1,385,386	\$1,405,342	\$1,449,298	\$1,446,662	\$41,320
Budgeted Headcount						
Full-Time Positions - Civilian	4,903	5,064	5,768	5,762	5,803	35
Full-Time Equivalent Positions	578	643	352	330	304	(48)
TOTAL	5,481	5,707	6,012	6,092	6,107	95

**The difference of Fiscal 2025 Executive Budget compared to Fiscal 2024 Adopted Budget.*

Source: New York City Office of Management and Budget