



**Citywide Administrative
Services**

Oversight Hearing

DCAS Solar Power Purchase Agreement

Committee on Contracts jointly with the Committee on Governmental Operations

Testimony by Anthony J. Fiore

Deputy Commissioner, Department of Citywide Administrative Services

January 23, 2017

Good afternoon Chair Rosenthal and Chair Kallos and members of the Committees on Contracts and Governmental Operations. My name is Anthony Fiore and I am the Deputy Commissioner and Chief Energy Management Officer for the Department of Citywide Administrative Services ("DCAS"). I am accompanied this afternoon by Ellen Zielinski, Director of the Clean Energy & Innovative Technologies Program at DCAS and Benjamin Mandel, Renewable Energy Policy Advisor for the Mayor's Office of Sustainability.

Thank you for the opportunity to testify today regarding the solar Power Purchase Agreement awarded to Tangent Energy Solutions, hereinafter referred to as the Contract. We welcome the opportunity to outline the facts regarding the Contract, our overall vision to bring clean, renewable energy to our municipal buildings through solar deployment, and how the City can lead the way to mitigating the very real and present danger resulting from anthropogenic climate change.

Background: Solar on City-Owned Buildings

As part of the *One City: Built To Last* climate action plan, released in September 2014, the Mayor articulated a vision for reducing citywide greenhouse gas ("GHG") emissions 80 percent by 2050 over a 2005 baseline known as "80 x 50". In addition to the citywide 80 x 50 goal, City government has tasked itself with leading by example, and reducing greenhouse gas emissions from municipal buildings 35 percent by 2025. A key component to reaching our GHG emissions reduction goals is the installation of 100 megawatts or more of solar energy generation capacity on City-owned properties by 2025 ("100 megawatt goal").

I am pleased to report that 2016 was the most successful year to date for our solar program. We reached a new total of nearly 9 MW of installed solar capacity across 53 buildings as of year-end – a greater than 80% increase in the number of installations over 2015. This results in a reduction of almost 3,200 metric tons of greenhouse gas emissions per year - the equivalent of not burning 1,700 tons of coal. We accomplished this despite year-over-year growth in statewide residential solar installations slowing from 100% in 2015 to just 12% in 2016. More than 90% of the 53 solar projects completed to date were funded through our capital program.

DCAS takes seriously its responsibility to lead by example to help the city attain its 80 x 50 greenhouse gas reduction target, particularly by demonstrating innovative technologies, procurement methods, and financing structures. To that end, DCAS appreciates the partnership of the City Council in encouraging us to reach our solar goals more quickly in order to reduce reliance on fossil fuels and their attendant global and local pollution consequences. At the Council hearing for Introduction 478 just over a year ago, we found common ground with the Council on the reality that in order to reach 80 x 50 while continuing to thrive economically, the City needs renewable objectives, goals, and an implementation strategy to help increase the use of renewable energy and move away from total dependency on fossil fuel.

We worked with the City Council to create Local Law 24 of 2016, which required a full assessment of the solar potential across our portfolio of over 2,000 municipal buildings that are 10,000 square feet and larger. The results of this assessment are included in our recently-released report: *Solar100: New York City's Municipal Solar Strategy, Getting to 100 MW and Beyond* ("Solar100"), which details each of the 429 newly identified solar-ready buildings, their over 30 megawatts of potential solar capacity and the corresponding 12,100 metric tons of annual greenhouse gas emissions reduction potential – the equivalent of avoiding more than 29 million vehicle miles traveled. Solar-readiness was determined based on roof age being 10 years or less and the roof being in a state of good repair. Today, we have solar arrays installed across all five boroughs on a variety of facilities including schools, office buildings, police precincts, a wastewater treatment plant and City Hall. In addition, we have mapped the incidence of emergency room visits attributable to fine particulate matter (PM_{2.5}) and asthma by United Hospital Fund Neighborhood regions, which illustrates a strong alignment between neighborhoods with the poorest respiratory health and our existing solar installations, as well as future solar installations covered under this Contract. I have provided hard copies of our Solar100 report today, and the full report is also on our website. While we have come a long way over the past year, we still have a long way to go.

As we look forward to 2017, we continue to evaluate mechanisms and resources that will maximize pathways to solar project implementation. Existing contracts with the New York Power Authority and other City agencies have given us the ability to develop a robust capital program and reduce energy expenditures. Out of the approximately 9 MW installed to date, the City has installed 7 MW through capital contracts. We are planning to kick off an additional estimated 20 MW in 2017, through both the Contract under discussion today and a continued capital project delivery program that includes our first solar parking lot canopies, standalone solar carports, and solar installations with battery back-up for improved resiliency.

It is important to note that while installing solar on a building helps to offset a portion of electricity consumption, it does not improve a building's overall energy efficiency. In accordance with the City's groundbreaking energy efficiency policies, DCAS is investing

millions of dollars annually to upgrade our buildings, address critical HVAC, lighting and other building systems so they are as efficient as possible. This reduces our electricity and fuel consumption, while also increasing the proportion of energy offset by solar and other forms of clean distributed generation. Through DCAS programs such as the Accelerated Conservation and Efficiency Program (“ACE”), one of the country’s largest municipal energy efficiency programs, we invested over \$362 million in energy efficiency upgrades across 708 buildings. These projects will reduce the City’s greenhouse gas emissions by 125,800 metric tons of GHG emissions per year – the equivalent of taking more than 26,500 cars off the road.

Benefits of Power Purchase Agreements

While we will continue to implement solar projects and other energy efficiency programs through our Capital Program, we are also looking to other delivery mechanisms including third-party ownership models, primarily Power Purchase Agreements or PPAs, as one part of our overall strategy to advance more solar across the City’s municipal rooftops. A PPA is an expense-funded contract for the provision of electricity services provided by solar power project developers. Under a PPA, a developer will supply electricity services to the City through the design, installation, ownership, operation, maintenance, and performance tracking of solar systems, with all the electricity generated by each PV system sold to the City over the course of a long-term agreement; generally 20 years.

This type of agreement allows the City to purchase low-cost solar energy as a result of private entities leveraging federal solar tax incentives not available to municipalities and other public entities, and without incurring any up-front capital expenditures or long-term operations and maintenance costs. The New York State Energy Research and Development Authority (NYSERDA) has reported that PPA financing models are typically more cost-effective compared to a direct ownership, capital financed approach, even when accounting for low-cost capital municipalities may obtain through bonding or other forms of lending. As the federal incentive is set to begin a five year phase out starting in 2019, it is important that we take advantage of this opportunity while still available.

PPAs have shown the benefits of solar financing mechanisms that avoid upfront capital investments, for both public and private customers. PPAs are a widely accepted, contemporary approach to financing solar for entities with large portfolios of assets, particularly municipalities and other government agencies; as an example, major US cities such as San Francisco and Washington DC have signed solar PPAs, and the Federal Department of Defense purchases over a gigawatt of solar power exclusively through PPAs. New York City’s own Brooklyn Navy Yard recently announced completion of a 900 kilowatt solar system financed via a PPA.

In 2012, DCAS successfully piloted the City’s first PPA, resulting in New York City’s largest municipal solar project to date at the Port Richmond Wastewater Treatment plant. Despite the relatively high per unit cost of solar energy purchased through that PPA as compared to brown utility power at the time, an analysis illustrated that the PPA saved the City \$9.5 million on a net

present value basis over a capital project delivery alternative. The Contract being discussed today will cost the City \$19.3 million dollars less to implement on a net present value basis than a City capital project approach. These avoided costs allow the acceleration and implementation of the City's other crucial GHG emissions reduction initiatives.

Another key benefit of solar PPAs is risk reduction. As part of a PPA, the same developer who is responsible for the design, construction and installation is also responsible for all operations, monitoring, repair and maintenance for each solar array. This places all the risk on the Contractor, avoids finger pointing, reduces potential litigation, and optimizes system performance as the Contractor gets paid for only the energy that is delivered. The City is anticipating saving \$3.6 million in operations, repair and maintenance costs over the life of the contract, plus improved system performance given the Contractor's extensive monitoring resources, maintenance experience, and monetary stake in optimal system performance. This aspect of the PPA model aligns with our objective to reduce the City's GHG emissions through effective operation of clean energy resources across our diverse portfolio of City facilities.

DCAS coordinates closely with all City agencies in the site selection and implementation of solar projects. Many of our agency partners are supportive of having a solar program on their assets but do not yet have the resources to ensure the successful long-term operation and maintenance of these systems. Recognizing this need, DCAS hired staff to develop a long-term operations and maintenance plan for solar, including development of maintenance, inspection and repair contracts, O&M training classes for city workers, standardized specifications for data monitoring systems and other program guidelines and assistance. In addition, we are looking at what additional training we might be able to provide so that city employees can take part in additional aspects of solar development. While this will take some time to build out, it is critical to supporting our solar capital program.

RFP Contract Design

The Request for Proposals ("RFP") associated with this Contract, drafted in early 2015, was created to help scale up the City's solar program to achieve the Mayor's 100 MW by 2025 commitment, and to help spur the nascent commercial solar market in New York City. Both the RFP and the Contract include prevailing wage standards, adhere to all applicable NYS Labor Law requirements, and include provisions to support minority and women-owned businesses. Progress in meeting MWBE Participation Goals will be monitored on an ongoing basis through a Subcontractor Utilization Plan.

The RFP selection criteria put a clear emphasis on firms with New York City experience. The RFP specified a preference for firms with relevant New York City experience, and the evaluation tool used to select the winning firm gave scores weighed accordingly. In addition, the contract requires the solar developer to enroll with the HireNYC Portal within thirty (30) days after registration of the contract, provide information on all entry to mid-level job opportunities arising from the contract, interview qualified candidates and certify the outcome. The Contract

also follows all applicable energy, building and fire codes, as required by law to ensure safe installation and operation.

Tangent Selection

The selected firm to execute this Contract is Tangent Energy Solutions. Tangent, and their installation partners Alt Power, are solar industry veterans who have already installed many projects in New York City, including our four Pilot PPA sites, and some of City's earliest installations.

As part of their proposed project implementation plan, Tangent detailed that they will utilize local union electrical firms as their installation subcontractors. For the duration of the contract's two year installation phase, the electrical installation work will come from local firms employing union workers. In addition, Tangent has committed to providing materials and training for Local 3 at their Long Island City training facility, and Local 3 expressed a commitment to working with Tangent as part of this PPA.

Leveraging our Solar Program

While solar power is primarily about clean energy and combating climate change there is also opportunity for education and workforce development. Linking solar installations to broader career training and educational programming is critical to ensure a skilled workforce is in place to meet the growing demand for solar in New York City. DCAS currently implements several ambitious programs to train our current and future workforce in energy efficiency, and will soon offer solar training with a focus on repair and maintenance for City employees. The class will be piloted next month as part of the DCAS and City University of New York Energy Management Institute.

DCAS is also partnering with the Department of Education and Solar One to advance solar education for students through solar curriculum, classroom supplies and professional development training for teachers. To date, 208 teachers have been trained and 270 more are registered for training this year. A solar vocational program will be piloted at Thomas Edison High School, where students in electrical programs will experience the latest in hands-on renewable energy coursework. The vocational program will be refined and expanded to three additional schools next school year. We will continue to develop training programs and look for workforce development pathways with relevant partner agencies such as the Department of Youth and Community Development, and we have committed to continuing conversations with our partners in labor as we plan new RFPs.

Furthermore, we will continue our ongoing collaboration with the New York City Solar Partnership, comprised of Sustainable CUNY, the New York City Economic Development Corporation, and the Mayor's Office of Sustainability, to exchange best practices and lessons learned in support of growing New York City's local solar market. The work of the Solar Partnership has been integral to the growth of the local solar market. DCAS has communicated

lessons learned from our program that have contributed to faster permitting approvals through the Department of Building's Professional Certification process. Moreover, this collaboration allows our solar track-record to inform the design and implementation of other sizable solar energy initiatives in both the public and private sectors, including NYCHA's forthcoming renewable energy solicitation. These are some of the many ways our experience will support continued growth of solar in New York City, and fulfill our mandate to lead by example in growing a more sustainable city.

Conclusion

Through our strategic planning and as outlined in Solar100, we recognize that reaching our goals will not only require us to expand the type of solar installations we pursue beyond rooftops, but also that we must use every project delivery mechanism available to us in order to achieve the City's carbon reduction mandate, and improve air quality and public health outcomes. DCAS will continue to look for cost-effective options to deliver on the City's solar and overall carbon reduction goals. We are coordinating with partners across our agencies, the solar industry and labor to unlock new opportunities and facilitate process improvements and speed up the deployment of clean, renewable energy generation. These efforts are already helping to overcome the challenges facing New York's emerging solar market, and since 2014 solar capacity in New York City has grown exponentially by more than 250%. On municipal properties alone we have experienced an 82% increase in solar capacity from just 2015 to 2016.

Thank you again for the opportunity to testify this afternoon. We would be happy to answer any questions you may have.



SOLAR 100: NEW YORK CITY'S MUNICIPAL SOLAR STRATEGY

GETTING TO 100 MW AND BEYOND

Prepared in Compliance with Local Law 24 for 2016

**SOLAR 100:
NEW YORK CITY'S
MUNICIPAL SOLAR
STRATEGY**

GETTING TO 100 MW
AND BEYOND

December 2016

**DEPARTMENT OF CITYWIDE
ADMINISTRATIVE SERVICES**

**Office of the
Commissioner**

Lisette Camilo
Commissioner

**Division of Energy
Management**

Anthony J. Fiore
Deputy Commissioner
Chief Energy Management Officer

Ellen Zielinski
*Director of Clean Energy and
Innovative Technologies*

Report Authored by

Ellen Zielinski
*Director of Clean Energy and
Innovative Technologies*

Luke Clause
*Clean Energy Resources
Program Manager*

Caitlin White
Clean Energy Analyst

TABLE OF CONTENTS

1	Letter from Anthony J. Fiore
3	Executive Summary
6	Introduction
8	New York City State of Solar
10	Assessing Future Solar Potential
11	Methodology: A Data-Driven Approach
12	Findings
16	Agency Profiles
	Department of Education
	City University of New York
	Department of Environmental Protection
	Department of Parks and Recreation
	Department of Homeless Services
	New York Police Department
21	A Roadmap to Reach 100 MW of Solar by 2025
	STRATEGY #1: Grow Large-Scale Non-Rooftop Solar
	STRATEGY #2: Leverage City Assets to Facilitate Community Solar and other Distributed Generation Projects
	STRATEGY #3: Accelerate Repair and Replacement of High-Priority Rooftops
	STRATEGY #4: Implement Multiple Project Delivery Mechanisms
	STRATEGY #5: Integrate Solar Into Broader Resiliency Initiatives
24	Leveraging the Benefits of Solar Power for Students and Workers
26	Conclusion
27	Appendix
148	Endnotes
148	Glossary
150	Acknowledgements

LETTER FROM ANTHONY J. FIORE

DEPUTY COMMISSIONER

CHIEF ENERGY MANAGEMENT OFFICER



In 2014, Mayor Bill de Blasio recognized climate change as the single most existential threat to New York City continuing to thrive. In response, the City published *One City: Built to Last*, in which an ambitious goal to reduce citywide emissions 80% below 2005 levels by 2050 was set. By doing so, New York became the largest city in the world at the time to commit to this target, and achieving such a goal requires bold and aggressive policies paired with effective leadership. Through this initiative, the City of New York will make its public buildings models of sustainability, a goal which is core to the mission of the Department of Citywide Administrative Services' (DCAS) Division of Energy Management (DEM). DEM's goal is to demonstrate the City's commitment and leadership to combating climate change by reducing greenhouse gas (GHG) emissions through improved energy efficiency and cleaner energy supply across the municipal portfolio, and pave the way for the private sector to prosper. Achieving this goal will not only reduce GHG emissions, but it will increase energy resiliency and reliability, improve air quality, contribute to improved public health and support economic development and an improved quality of life for all New Yorkers.

DEM serves as the energy hub for the City of New York's government operations, with the mission to provide reliable, clean and cost-effective energy to the 10,310 utility accounts on behalf of the dozens of City agencies and cultural institutions that operate within the City's portfolio of buildings. DEM not only manages the City's utility accounts and billing, but is responsible for overseeing the municipal renewable energy and energy efficiency initiatives outlined in *One City*.

One of the major policies Mayor de Blasio has implemented to help achieve the 80 x 50 goal is the expansion of solar power on City rooftops to 100 megawatts by 2025. Prior to this announcement, the City had under 1 megawatt (MW) of solar capacity installed on public buildings. To date, the City has

installed approximately 9 MW, including projects on City Hall, 35 schools, and major facilities like the Port Richmond Wastewater Treatment Plant. By the end of 2018, another 15 MW will be installed across schools, hospitals, and community colleges, bringing the City's total to nearly 25 MW. In-line with our mission to lead by example, these investments will also support the growth of New York's private solar sector. We are coordinating with partners across City agencies and the industry to unlock new opportunities and facilitate process improvements. These efforts are helping to overcome the permitting and interconnection challenges facing New York's emerging solar market.

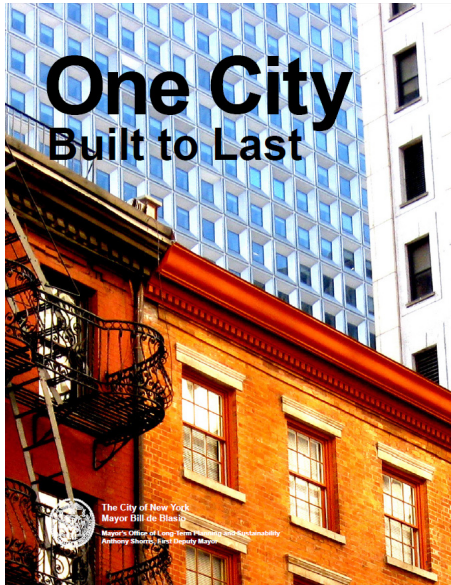
Considering the relatively small scale of the City's early solar installations, achieving the 100 MW goal requires a massive scale-up of the City's solar program, and this report outlines our strategy for expanding solar across public facilities and property. The analysis completed in this report provides great insight to the City's current building stock. This report shows which buildings should be targeted for future installations, and emphasizes the need to look to innovative solutions to installing solar power across a variety of City assets. This plan will put us on the pathway to achieving 100 MW.

DCAS is proud to be a part of Mayor de Blasio's commitment to bring clean, renewable, and resilient energy to New York City. With these ambitious solar targets, the City will continue to lead by example and expand solar PV at schools, hospitals, offices, and other municipal facilities throughout the five boroughs.

A handwritten signature in black ink, reading "Anthony J. Fiore". The signature is fluid and cursive, with the first name "Anthony" and last name "Fiore" clearly legible.

ANTHONY J. FIORE

EXECUTIVE SUMMARY



One City: Built to Last, released in September 2014

Mayor Bill de Blasio's *One City: Built to Last* climate action plan sets a bold path for transforming New York City's buildings for a low-carbon future. A key strategy outlined in the plan is the ambitious scaling up of clean energy resources, including a goal to install 100 megawatts (MW) of solar photovoltaic (PV) electricity generation capacity across municipal buildings by 2025. The City has installed 8.8 MW of solar capacity across 53 facilities as of year-end 2016, with an additional estimated 15 MW to commence in 2017.

In order to determine the total solar potential available on municipal buildings, a rooftop asset condition evaluation and suitability assessment needed to be undertaken. In March 2016, Local Law 24 (LL24) was passed to address this need. LL24 requires the City to identify, and assess the potential of, all "solar-ready" rooftops at City-owned buildings 10,000 gross square feet and larger. Roof structural condition and age are used to determine the solar-readiness of each building, while each solar-ready building is modeled for its potential solar capacity (kilowatts), and the corresponding greenhouse gas emissions reduction potential.

The primary challenge to growing the City's solar portfolio is identifying rooftops well-suited for solar; that is, facilities with roofs that are and will remain in sound structural condition for the expected useful life of the solar PV system (25 years or more). Additionally, given the unique space constraints of a dense urban environment, identifying rooftops with enough available space to host both effective and economical solar systems, while complying with required Building and Fire codes, remains a significant challenge in New York City.

FIGURE 1

SOLAR-READY MUNICIPAL BUILDINGS

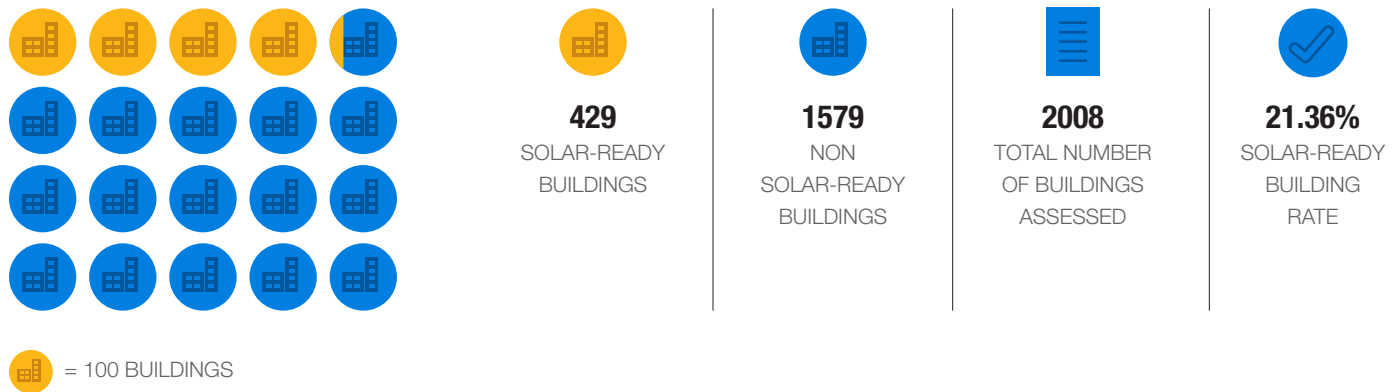
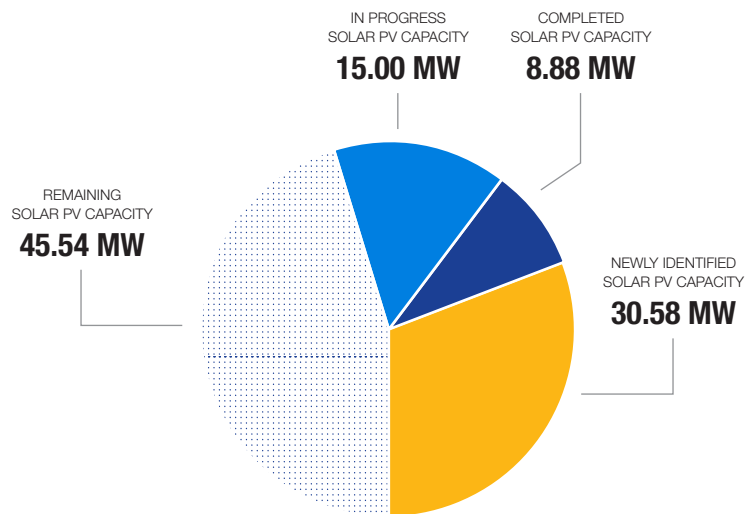


FIGURE 2

THE CITY'S PROGRESS TOWARDS 100 MW OF SOLAR CAPACITY



This report finds that approximately 30.58 MW of potential new solar capacity exists across solar-ready buildings today. The majority of this capacity is on public schools operated by the City’s Department of Education (DOE), with other significant solar potential identified at Department of Parks & Recreation (DPR), New York Police Department (NYPD), and the City University of New York (CUNY).

Considering the City’s completed and in-progress solar portfolio to date, the additional solar-ready sites identified in this report bring the City to just above half of its 100 MW commitment (see Figure 2). However, given that only a fifth of the City’s roofs are solar-ready today, more untapped opportunity for solar exists beyond these locations. In order to best leverage City assets to deliver renewable energy projects neighborhood by neighborhood, the City is pursuing innovative approaches to installing solar. This report details a five point strategic vision to achieve at least 100 MW of solar capacity by 2025.

ROADMAP TO 100 MW

1

Grow Large-Scale
Non-Rooftop Solar

2

Leverage City Assets to
Facilitate Community
Solar or other Distributed
Generation Projects

3

Accelerate Repair and
Replacement of High-Priority
Rooftops

4

Implement Multiple Project
Delivery Mechanisms

5

Integrate Solar into Broader
Resiliency Initiatives

Each of the above strategies
is expanded upon in the
Roadmap chapter.

INTRODUCTION

Over the past decade, New York City has emerged as a global leader in sustainability policy and action. Beginning with the City's launch of *PlaNYC* in 2007, New York has enacted and implemented groundbreaking laws and programs supporting clean energy, energy efficiency and resiliency. Through these actions, New York City is serving as a model for local governments and urban environments around the world. Core to the mission of long-term sustainability for New York City, and the rest of the world, is to mitigate the effects of global climate change by reducing greenhouse gas emissions, and to adapt to increasingly frequent and extreme weather-related risks. Along with many other forward-thinking cities worldwide, New York is committed to cutting emissions 80% by the year 2050, an initiative known as "80 x 50". In order to reach 80 x 50, the city must reduce energy use across all building sectors on average at least 60% from 2005 levels and increase use of carbon free renewable energy¹.

A major step in New York's sustainability mission was made in 2014, when Mayor Bill de Blasio released the *One City: Built to Last* plan (*One City*), which detailed several strategic initiatives to reduce greenhouse gas (GHG) emissions from the city's approximately one million buildings. Since nearly two-thirds of New York City's GHG emissions are attributed to energy use in buildings², there is a critical need to tackle the emissions from the energy used to power the city's building stock. A key component of the *One City* plan is making public buildings models for sustainability, by reducing the emissions from municipal operations at an even faster rate than those from the private sector. As such, *One City* outlines a plan to reduce the emissions attributable to municipal operations 35% by 2025.

The *One City* plan includes initiatives supporting significant expansion of clean energy resources, particularly solar photovoltaic (PV) energy. In addition to supporting continued private sector growth, *One City* calls for installing 100 megawatts (MW) of solar capacity on public buildings by 2025. Prior to the release of the plan, the City piloted small-scale solar programs; several agencies were early adopters of solar, and by 2014 had completed 21 solar installations totaling 900 kW of installed capacity. In 2012, the City piloted its first Power Purchase Agreement (PPA), which tripled the solar portfolio with an additional 1.8 MW. These early efforts provided an understanding of the intricacies of installing solar in New York City, and paved the way for the development of the City's future solar strategy.



Tottenville High School in Staten Island

FIGURE 3

THE CITY'S SOLAR PROGRESS TO DATE

**As per LL24, all City-owned Buildings
10,000 sq. ft. and over*

MUNICIPAL SOLAR INSTALLATIONS	INSTALLED CAPACITY	BUILDINGS	PERCENTAGE OF CITY BUILDINGS*
COMPLETED SOLAR INSTALLATIONS	8.88 MW	53	2.47%
IN PROGRESS SOLAR INSTALLATIONS	15.00 MW	88	4.09%
TOTAL	23.88 MW	141	6.56%

NEW YORK CITY STATE OF SOLAR

New York City has taken action to support growth of the local marketplace for solar. At the end of 2015, New York City ranked 8th amongst US cities for total installed solar capacity (84 MW, both municipal and private sector combined)³, and first among all cities in the Northeast. New York's ranking behind other smaller and less populous cities can be attributed to several factors, most notably unique barriers such as a more dense and space-constrained building stock, higher than average installation costs, the prevalence of apartment rentals versus single family home ownership, and historically less availability of state and local incentives compared to other regions such as California. Despite this slower start, the City's efforts to overcome these barriers in support of the local solar market has led to annual exponential growth over the past decade, having grown from less than 1 MW in 2007⁴.

FIGURE 4

CURRENT AND FORECASTED MUNICIPAL SOLAR GROWTH

Forecasted solar projects include the City's in progress and anticipated rooftop and carport projects through 2020.

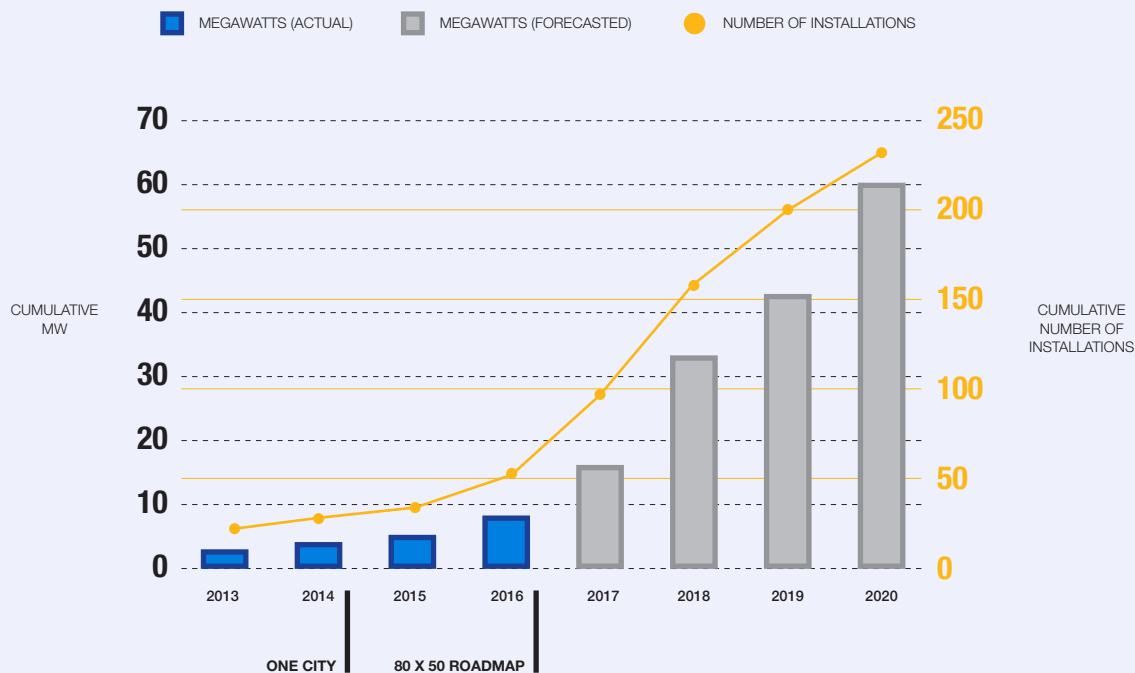
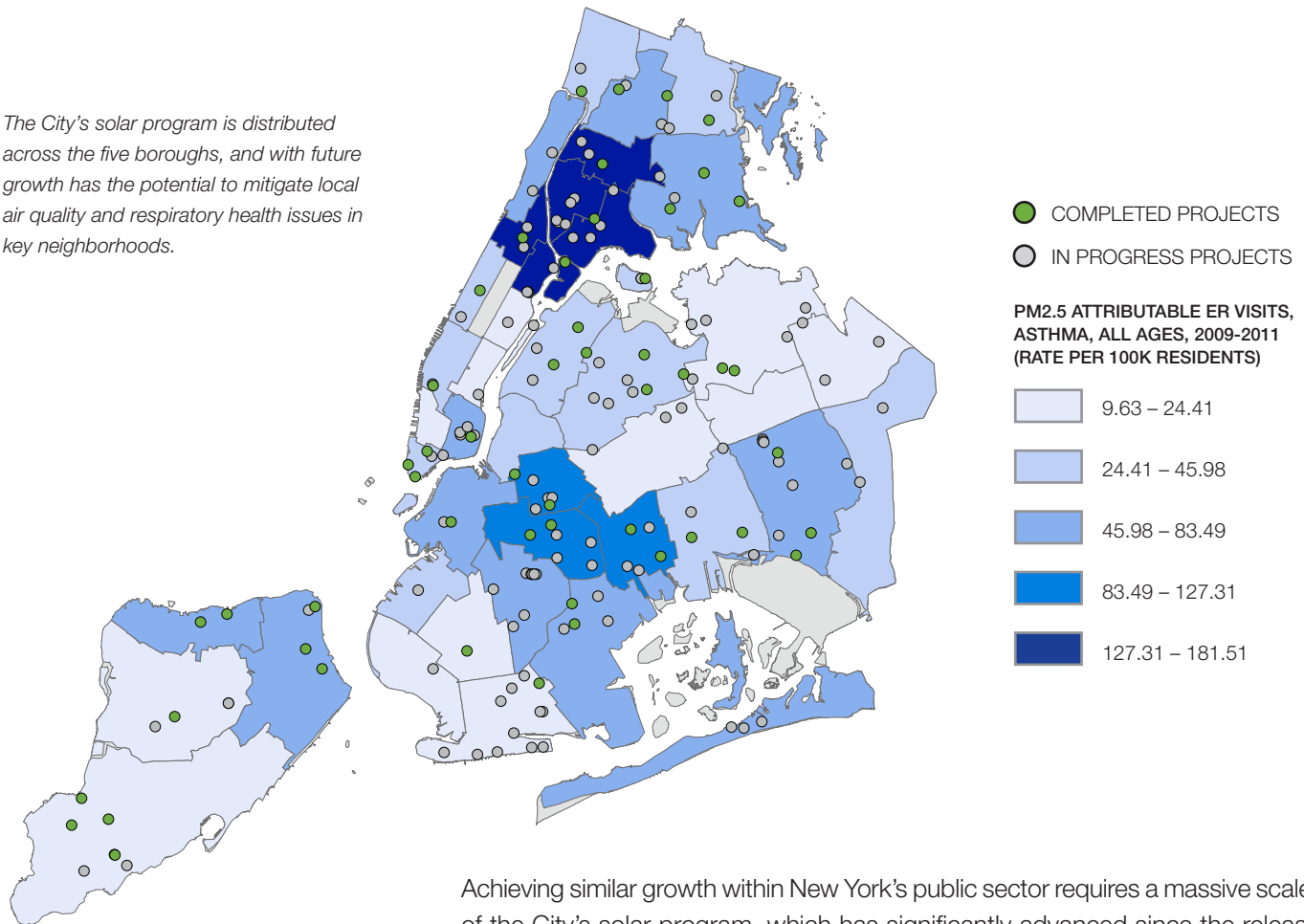


FIGURE 5

MUNICIPAL SOLAR PROJECTS AND LOCAL AIR QUALITY INDICATORS

The City's solar program is distributed across the five boroughs, and with future growth has the potential to mitigate local air quality and respiratory health issues in key neighborhoods.



Achieving similar growth within New York's public sector requires a massive scale-up of the City's solar program, which has significantly advanced since the release of *One City*. Between 2015 and 2016, in partnership with the New York Power Authority and the New York City Department of Education, 5.4 MW were installed at 24 public schools across the five boroughs. During this time, other significant solar PV systems were completed in partnership with several agencies at City facilities, including City Hall, the Port Richmond Wastewater Treatment Plant, and the Net Zero School in Staten Island. As of year-end 2016, the City has grown its municipal solar portfolio to 53 installations, totaling 8.8 MW, with an additional 15 MW across 88 sites identified and scheduled to commence in early 2017.


In September 2016, *New York City's Roadmap to 80 x 50* plan was released, serving as the City's platform for action for the many initiatives needed to reach the 80 x 50 GHG emissions reduction target. In addition to the City's continued commitment to lead by example, the 80 x 50 Roadmap expands the citywide solar installation target to 1,000 MW by 2030, as well as installing 100 megawatt-hours of citywide energy storage capacity by 2020. With these expanded targets, DEM will continue to scale up its efforts to bring more clean, renewable, and resilient solar and storage systems to City buildings, while serving as real-world examples for the growing private sector market.

ASSESSING FUTURE SOLAR POTENTIAL

Key to reaching and surpassing the 100 MW goal is the accurate identification of rooftops that are suitable for solar installations. Given the City’s diverse and aging building stock, it is critical to identify roofs in good structural condition to ensure that solar is built on rooftops capable of lasting the optimal operational life of the solar system (25 years or more). Accounting for the City’s completed and currently in progress solar projects, nearly three-quarters of the 100 MW goal remains to be identified, developed, and implemented.

Recognizing this need, the City of New York enacted Local Law 24 (LL24) in March 2016. Modeled after Local Law 84 of 2009 (which, as part of the *Greener, Greater Buildings Plan*, requires benchmarking buildings’ energy use), LL24 requires the City to assess the over 2,000 City-owned buildings that are 10,000 gross square feet and larger for their solar potential. Given the need to build solar on newer roofs, the law defines a building as eligible for solar, or “solar-ready,” if it has a roof that is no more than ten years old, and is currently in good structural condition.

FIGURE 5
THE CITY’S PROGRESS TOWARDS 100 MW TO DATE



This report outlines the findings of this assessment, and the implications of the information gathered. The results are categorized by agency and City Council district. For each building considered solar-ready, the estimated solar PV system size, energy production and associated GHG emissions reductions were calculated. This report also includes a summary of the City's solar portfolio to date⁵, including system specifications, installed costs, savings and GHG emissions reductions. As part of the energy savings analysis, a social cost of carbon value was accounted for in the savings projections. The social cost of carbon assigns a dollar value to represent the avoided economic impacts of reductions in GHG emissions⁶. A dollar value per metric ton of carbon dioxide equivalent (CO₂e) for New York City was established in Local Law 6 of 2016⁷. In addition, this report identifies other existing or planned rooftop sustainability projects on solar-ready roofs (cool roofs, green roofs, blue roofs, etc.), and the associated sustainability benefits. Every two years hereafter, a Progress Report will be published detailing City-owned buildings' solar-readiness, the newly installed solar capacity and progress toward *One City's* 100 MW goal. The complete site list with all associated findings is included in the Appendix to this report.



*I.S. 204 Oliver W. Holmes
School in Queens*

METHODOLOGY: A DATA-DRIVEN APPROACH

The data for this study were obtained in large part through the established Local Law 84 (LL84) benchmarking process. LL84 requires City agencies to annually report on energy and water consumption, which allows the City to track and analyze the efficiency of its building stock. In addition to this data, City agencies provided information about their facilities' roofs by selecting options within the benchmarking survey that described the structural condition and age of their buildings' roofs. To supplement the agency-provided information and validate certain information, data on roof age and structural integrity were also obtained from the City's Asset Information Management System (AIMS)⁸; this information served as the criteria to determining each building's solar-readiness.

Potential solar system sizes were then estimated for each of the established solar-ready roofs. In order to provide the most accurate estimates, a professional-grade solar PV modeling tool was utilized. This tool provided the ability to customize system designs, incorporate New York City Fire Code requirements (e.g., spacing around roof perimeter and equipment), and other factors such as regional climate and shading from other structures (e.g., buildings or trees). Upon completing the modeled PV system design, reports were generated for each location providing precise estimates for a system's installed kilowatt (kW) capacity and projected annual kilowatt-hour (kWh) production. The annual kWh production estimates were used to calculate GHG emissions reductions for each solar-ready building.

FINDINGS

Accounting for each City building’s solar-ready status and solar potential reveals several important findings concerning the future of the City’s solar program. First, is the amount of solar-ready buildings available today. Of the 2,008⁹ buildings assessed in this report, 429 were found to be solar-ready. This reveals that 21% of the City’s current building stock have roofs that are readily solar adaptable.

In aggregate, these solar-ready buildings would provide an estimated 30.58 MW of additional solar capacity to the City’s portfolio, contributing approximately 30% to the 100 MW goal. When accounting for completed and in progress solar capacity (about 24 MW collectively), the solar potential identified in this study places the City just above 50% of the 100 MW goal.

Lastly, the estimated system sizes are smaller in capacity than the City’s typical solar projects, with a 71.3 kW average size across all solar-ready buildings, as compared to the 168 kW average across the City’s 53 completed projects today. Only 105 buildings are capable of holding a solar system 100 kW or greater, the threshold considered most cost-effective, accounting for 19.02 MW of the identified 30.58 MW capacity. The remaining 11.56 MW are from systems below 100 kW across 324 buildings. When accounting for fixed soft costs to develop, install, and operate a solar PV installation, these systems would be significantly less cost- and resource-effective on a per-kW basis. Considering the City’s need to rapidly scale up its solar capacity, focusing on rooftop systems at least 100 kW and over is ideal. However, the City has developed a number of approaches to target these smaller systems, which are described in more detail in Strategy 4. The complete list of solar-ready buildings and their estimated capacities are included in the Appendix.

FIGURE 6
LL24 FINDINGS

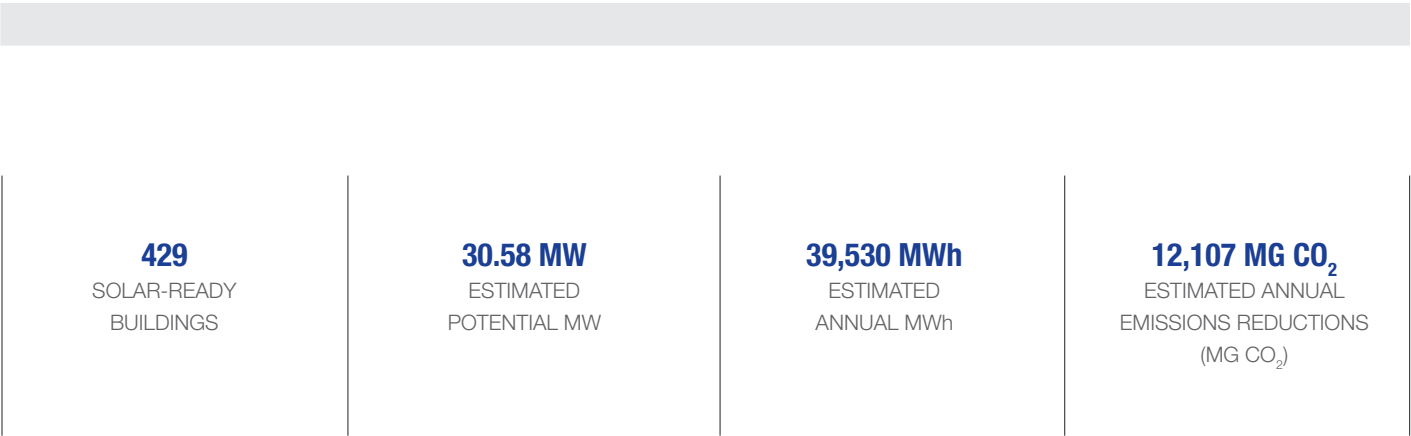


FIGURE 7

LL24 IDENTIFIED SOLAR PV CAPACITY

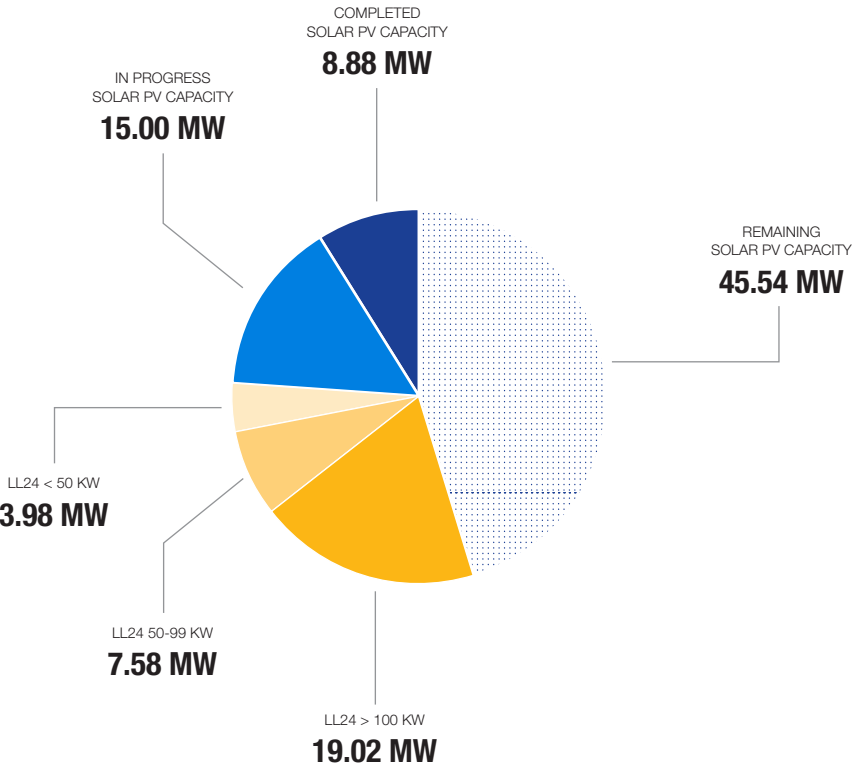


FIGURE 8

SOLAR-READY BUILDINGS

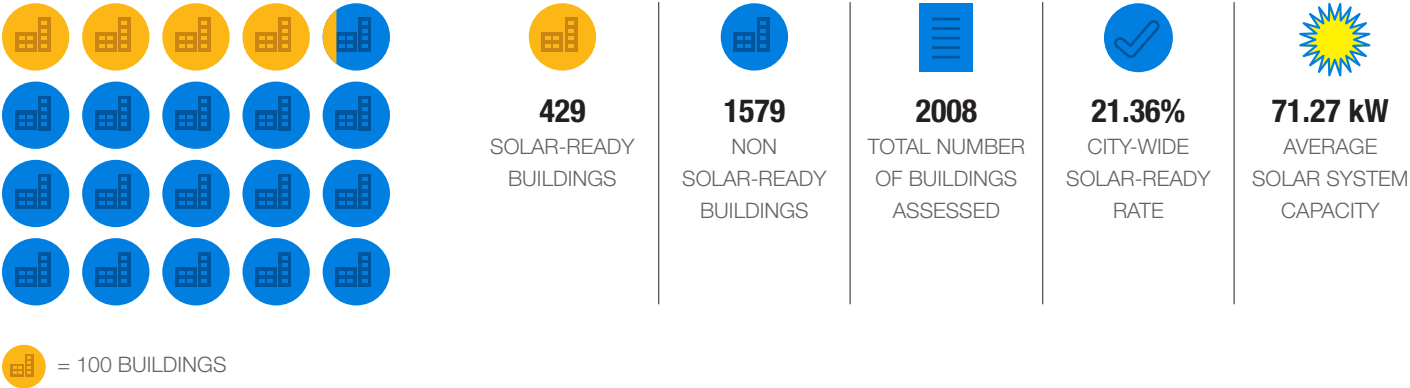


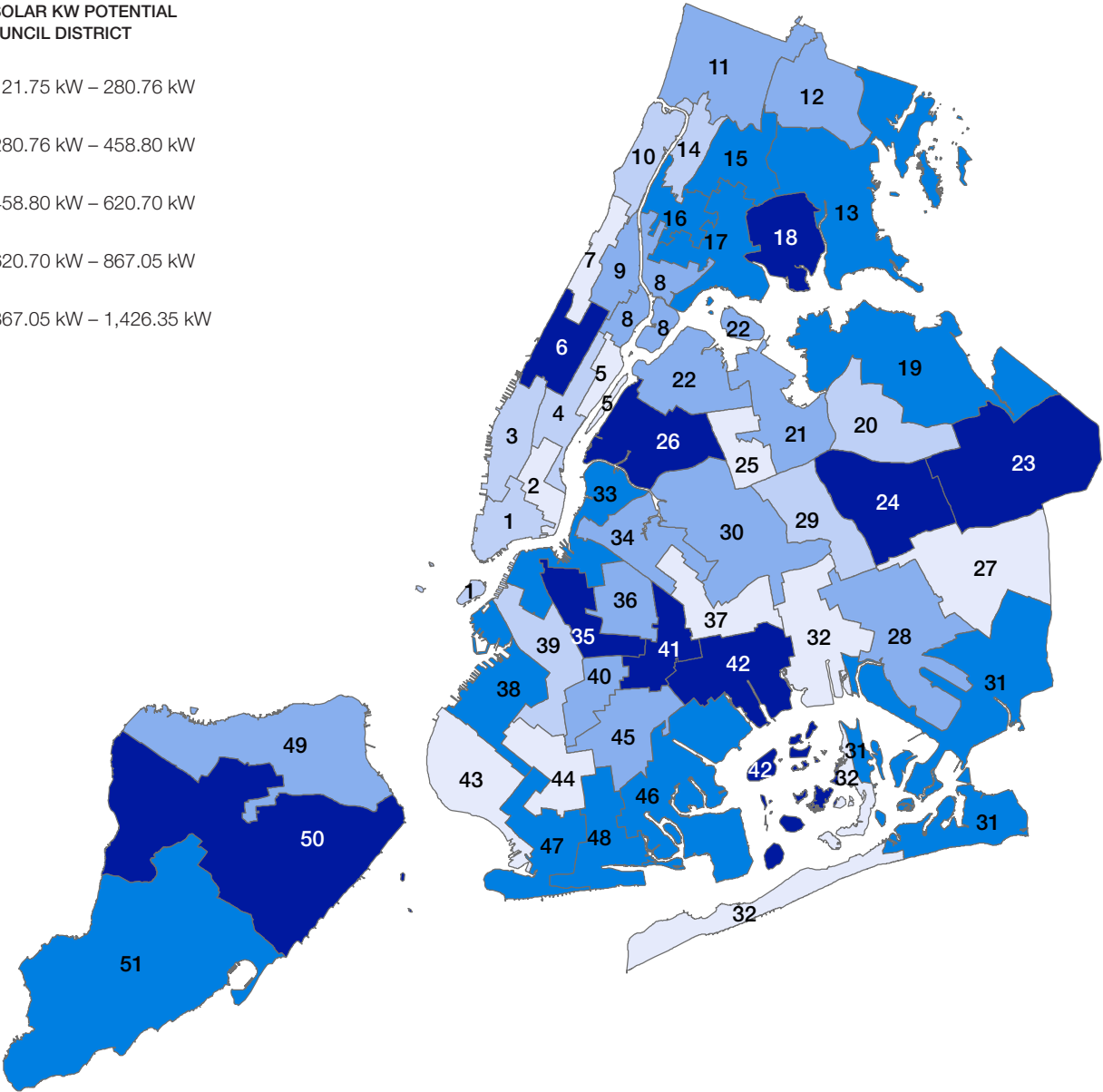

FIGURE 9

SOLAR READY BUILDINGS PER CITY COUNCIL DISTRICT

DISTRICT	TOTAL SOLAR READY BUILDINGS	TOTAL ESTIMATED CAPACITY	DISTRICT	TOTAL SOLAR READY BUILDINGS	TOTAL ESTIMATED CAPACITY
1	10	427 kW	27	5	168 kW
2	7	126 kW	28	6	508 kW
3	11	365 kW	29	8	431 kW
4	6	333 kW	30	8	491 kW
5	6	216 kW	31	6	678 kW
6	10	1,006 kW	32	5	122 kW
7	4	186 kW	33	13	691 kW
8	16	478 kW	34	10	493 kW
9	13	569 kW	35	12	931 kW
10	10	407 kW	36	8	590 kW
11	8	522 kW	37	7	281 kW
12	8	621 kW	38	10	683 kW
13	10	684 kW	39	6	383 kW
14	13	432 kW	40	5	596 kW
15	17	701 kW	41	12	1,034 kW
16	9	696 kW	42	11	1,050 kW
17	13	736 kW	43	3	156 kW
18	11	1,291 kW	44	4	159 kW
19	8	867 kW	45	4	512 kW
20	2	459 kW	46	9	830 kW
21	4	553 kW	47	10	845 kW
22	6	571 kW	48	9	842 kW
23	9	1,133 kW	49	12	517 kW
24	7	969 kW	50	7	946 kW
25	5	189 kW	51	4	679 kW
26	12	1,426 kW	TOTAL	429	30,577 kW

FIGURE 10
TOTAL CAPACITY FINDINGS PER CITY COUNCIL DISTRICT

ROOFTOP SOLAR KW POTENTIAL
BY CITY COUNCIL DISTRICT



AGENCY PROFILES

This study has identified several City agencies that will be critical as strategic partners in achieving 100 MW by 2025. The following agencies have strong solar potential, with unique characteristics demonstrating the various challenges and opportunities to growing the City's solar capacity.

Department of Education



Rafael C.Y. Molina School in The Bronx

The New York City Department of Education (DOE) is an integral partner to the City's solar program. To date, DOE hosts 35—more than half—of the City's completed solar installations, and another 66 DOE sites are expected to be developed beginning in 2017. This is not surprising, given that public schools account for approximately one-quarter of all City-owned buildings, and have large, mostly flat and open rooftops. This study has identified an additional 23 MW across DOE solar-ready sites, which account for approximately three-quarters of the capacity identified in this report.

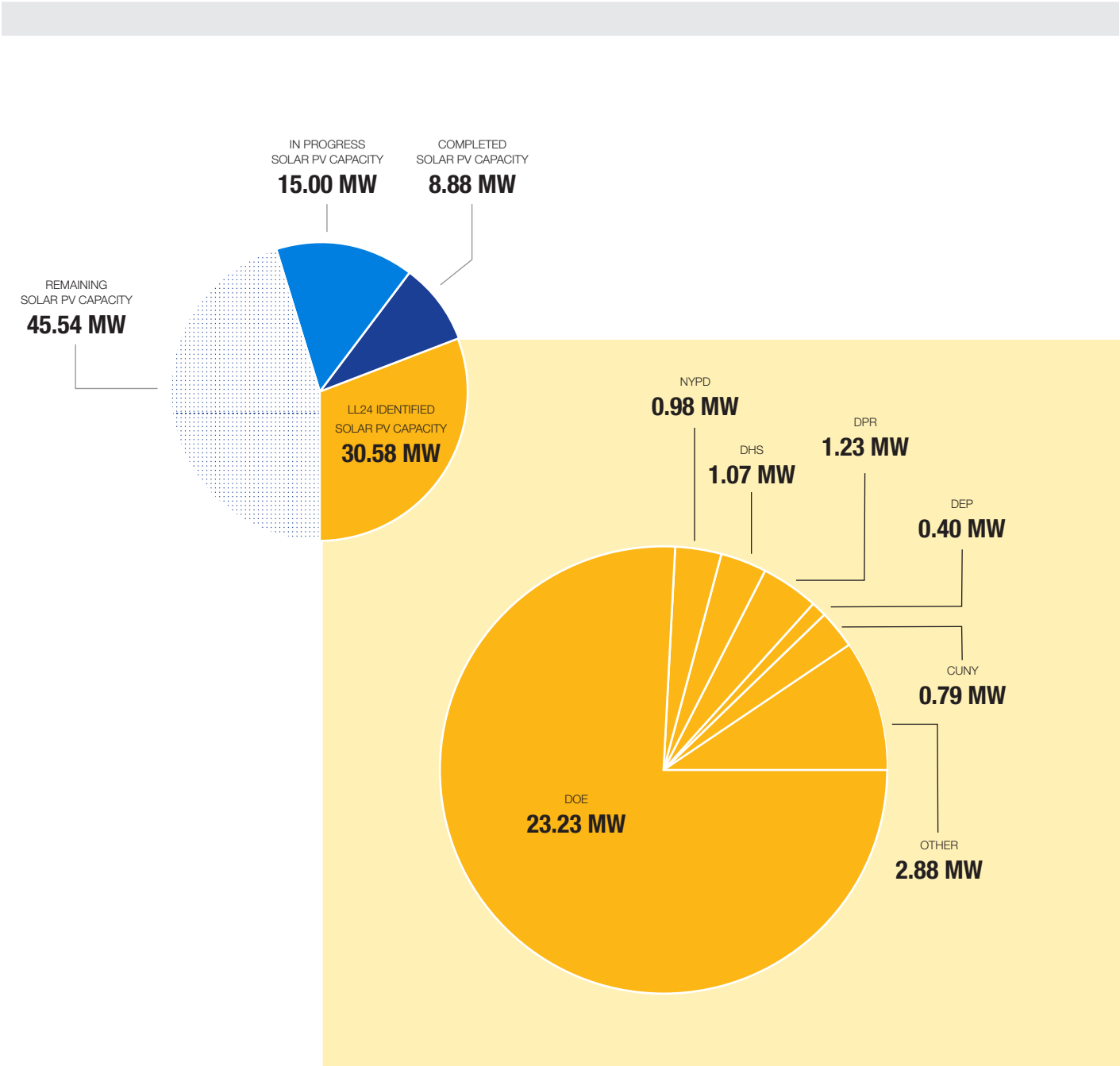
Out of 989 DOE buildings, 267 (27%) were found to be solar-ready. Considering this, the facilitation of roof renovations or replacements at schools best suited for solar could ensure that more of DOE's potential is captured. Additionally, nearly one-quarter of DOE's estimated capacity is from system sizes below 80 kW, meaning it is critical there be project delivery mechanisms that allow for cost-effective installation of smaller-scale systems. With these solar-ready sites identified, a plan to maximize solar on public schools, coupled with curriculum to educate students on the role solar PV technology (as outlined on page 25), is being developed.

City University of New York

The City University of New York (CUNY) operates and maintains a significant number of educational facilities, and similar to DOE, the percentage of solar-ready roofs is low (16.18%). CUNY's current solar potential includes 11 solar-ready sites, totaling to just under 0.79 MW of potential capacity. However, in addition to CUNY's rooftops, an additional opportunity lies in its many parking lots, which may be well-suited for solar canopy projects. The City has identified approximately 8 MW of solar parking canopy capacity across CUNY campuses, and is collaborating with CUNY to begin several installations, unlocking more solar potential across their portfolio.

FIGURE 11

AGENCY SOLAR CAPACITY BREAKDOWN





Port Richmond Wastewater Treatment Plant in Staten Island

Department of Environmental Protection

The Department of Environmental Protection (DEP) is a unique agency when it comes to solar potential. DEP primarily serves as the City's water and wastewater utility, delivering drinking water and processing wastewater for each of New York's more than 8.5 million residents. DEP's facilities represent a significant footprint of City-owned property and energy use, with 14 in-city wastewater treatment plants (WWTPs) accounting for 17% of the total municipal electricity consumption.

DEP already hosts 1.26 MW of solar at the Port Richmond WWTP, the City's largest solar PV system to date. However, the remaining DEP facilities have limited rooftop space for additional PV systems. Across DEP's entire portfolio, only six solar-ready rooftops were identified, totaling 0.40 MW of potential; the average system size across these sites is 67 kW, demonstrating the limited rooftop availability. In an effort to utilize more DEP assets for renewables, a Request for Information (RFI) was issued in the fall of 2016 to identify innovative methods of developing large-scale solar PV systems at WWTPs, including PV racking or canopies built over parking lots, vacant land, and the plants' various tanks and equipment. The RFI findings will aid in forming a comprehensive plan for developing solar projects at WWTPs and unlock significantly more solar potential beyond just DEP's rooftops.

Department of Parks and Recreation

Similar to DEP, the Department of Parks and Recreation (DPR) has limited rooftop space. Solar potential worth 1.23 MW was identified at 27 solar-ready buildings across DPR's 74 buildings above 10,000 sq. ft. To date, DPR has solar installed on three facilities, including their Five Borough Administration building on Randall's Island. This installation was completed using DPR electricians and other trained in-house staff, and the installation will be expanded in the near future.

Since the remainder of DPR's over 1,000 rooftops are too small for solar, other solar opportunities are being explored. With more solar parking canopy potential than any other single City agency, DEP has identified 25 DPR lots capable of holding over 100 kW each. If this full potential were captured, DPR parking lots alone would contribute up to 27 additional MW, more than a quarter of the 100 MW goal. Initial assessments have been performed at several of these sites, and DPR is advancing solar and other sustainability measures across their parking portfolio. As City-owned parking lots can serve multiple functions, including staging areas for equipment, supplies, and debris during emergencies or other large-scale events, the City will ensure this potential is maximized while still maintaining the multi-use functionality of specific DPR lots.

FIGURE 12

AGENCY FINDINGS

TOTAL 10K SQ. FT + BUILDINGS	TOTAL SOLAR-READY BUILDINGS	SOLAR- READY PERCENTAGE	TOTAL SOLAR PV CAPACITY IDENTIFIED	AVERAGE SOLAR PV SYSTEM CAPACITY	TOTAL CAPACITY OF SYSTEMS 100 kW +	BUILDINGS WITH CAPACITY 100 kW +
DEPARTMENT OF EDUCATION						
989	267	27%	23,230.69 kW	87.01 kW	14,672.60 kW	83
CITY UNIVERSITY OF NEW YORK						
68	11	16.18%	784.76 kW	71.34 kW	546.10 kW	4
DEPARTMENT OF ENVIRONMENTAL PROTECTION						
164	6	3.66%	404.20 kW	67.37 kW	0.00 kW	0
DEPARTMENT OF PARKS AND RECREATION						
74	27	36.49%	1,227.98 kW	45.48 kW	719.60 kW	3
DEPARTMENT OF HOMELESS SERVICES						
57	19	33.33%	1,071.32 kW	56.39 kW	677.10 kW	2
NEW YORK POLICE DEPARTMENT						
107	23	21.50%	975.05 kW	42.39 kW	665.10 kW	3
OTHER						
549	76	13.84%	2,882.94 kW	37.93 kW	1,741.30 kW	10
TOTAL						
2008	429	21.36%	30,576.94 kW	71.27 kW	19,021.80 kW	105



Daniel D. Tompkins School in Staten Island

Department of Homeless Services

The Department of Homeless Services (DHS) does not have any solar installations to date, but holds great opportunities for future projects. Out of 57 buildings over 10,000 sq. ft., one-third (19) were found to be solar-ready, totaling approximately 1 MW of solar potential. DEM is considering several DHS sites for resilient solar and energy storage projects, along with emergency shelters and other critical facilities (see Strategy 5).

New York Police Department

The New York Police Department (NYPD) currently has solar installations on three precincts, totaling 0.12 MW. An additional 0.98 MW were identified across 23 locations, however just three of these locations make up 68% of this capacity (0.66 MW). Since the potential for large-scale rooftop solar systems at NYPD is limited, opportunities for solar parking lot canopies are being explored. Initial estimates indicate parking canopies could contribute an additional 2.8 MW to the City's solar portfolio.

A ROADMAP TO REACH 100 MW OF SOLAR BY 2025

The findings of this study demonstrate that multiple strategies are needed to achieve the City's 100 MW solar goal. Given the limited amount of solar-ready rooftops, additional strategies beyond rooftop solar are needed. Additionally, the City's experience to date has revealed the need for long-term operations and maintenance capabilities and training programs. DEM has identified several approaches to increase the solar penetration rate within the municipal portfolio of buildings and real estate, which will build a comprehensive solar program utilizing a variety of solar applications. Implementation of these strategies will ensure a robust and diverse solar PV portfolio, supporting the market growth needed to reach New York's ambitious 80 x 50 objectives.

STRATEGY #1: GROW LARGE-SCALE NON-ROOFTOP SOLAR

While this study has unveiled additional solar potential, it is clear the City needs to look beyond just rooftops to host solar installations. As such, the City is developing strategies for solar projects at other municipal assets. To date, DEM has identified opportunities for solar parking canopies at a number of City-owned parking lots, and has selected sites across multiple agencies to pilot installations, scheduled to begin in 2017. The RFI to identify innovative solar opportunities at the City's wastewater treatment plants, where energy demand is highest across all municipal facilities, is expected to result in additional solar capacity. Cutting-edge solar and other renewable technologies, such as building-integrated photovoltaics, will be demonstrated through the City's Innovative Demonstrations for Energy Adaptability (IDEA) program to assess their potential and develop strategies for large-scale adoption.

Lastly, the City's open land presents a unique opportunity for ground mounted solar systems. These non-rooftop resources collectively present an opportunity to allow the City to meet, and even exceed, 100 MW. To unlock these new solar opportunities, DEM and the Mayor's Office of Sustainability (MOS) will explore the development of solar PV projects on a variety of open municipal properties, such as brownfields. DEM will inventory such properties and assess them for solar project development, and together with MOS will work to establish formal processes and procedures for facilitating solar (and other renewable energy developments) on City property.



STRATEGY #2: LEVERAGE CITY ASSETS TO FACILITATE COMMUNITY SOLAR AND OTHER DISTRIBUTED GENERATION PROJECTS

The City can serve as an anchor off-taker¹⁰ for community shared solar programs, ensuring projects are economically sound through guaranteed purchasing commitments. City assets will also be considered to host community shared solar projects. Rooftops, vacant land and parking lots alike can serve as host sites for off-takers of privately developed community shared solar. Furthermore, the City will consider modifying leases of City-owned buildings to allow for City-managed solar installations. Such an arrangement is ideal for community shared and other remote net metered solar projects, as the building tenants are still responsible for their own energy consumption and costs.

STRATEGY #3: ACCELERATE REPAIR AND REPLACEMENT OF HIGH-PRIORITY ROOFTOPS

The City still has untapped solar potential across its rooftops, given that nearly 80% of the rooftops assessed in this study are not solar-ready. Of these, DEM is identifying “high-priority” roofs across key City-agencies known to have larger available roof space, which could then be prioritized for roof renovations and replacements. To date, 20 MW of solar potential across 48 non-solar-ready roofs, otherwise well-suited to hold larger-scale solar PV systems, have been identified. Given the many fixed soft-costs associated with solar installations, large installations are the most cost-effective, and are therefore the best candidates for solar. Additionally, coordination with the Department of Design and Construction (DDC) and the School Construction Authority (SCA) to identify upcoming roof replacements and incorporate solar installations into capital project scopes is ongoing. Design guidelines, combining industry accepted best-practices and practical experience from the City’s own solar program, have been developed and disseminated to many of the agencies with larger capital programs to ensure new roofs are built solar-ready.

STRATEGY #4: IMPLEMENT MULTIPLE PROJECT DELIVERY MECHANISMS

The City will make use of a variety of contract mechanisms and resources to maximize pathways to project implementation. Existing contracts with the New York Power Authority and other City agencies have given the City the ability to develop a robust capital program and reduce energy expenditures; the City's 7 MW of solar projects installed to date through capital contracts are already saving the City \$1.5 million annually in electricity costs. Likewise, third-party ownership models such as Power Purchase Agreements have shown the benefits of solar financing mechanisms that avoid upfront capital investments. By leveraging the City's large portfolio of assets to achieve economies of scale, the reduced cost of electricity bought through the City's upcoming 15 MW PPA will save the City over \$9 million in energy spending over the 20 year PPA term. Relative to a City capital project approach, this PPA will also free up nearly \$60 million in avoided upfront capital expenditures, and \$3.6 million in operations and maintenance costs, to be used to implement the City's other crucial GHG emissions reduction programs. Lastly, as a significant portion of the identified solar-ready sites are small in scale (100 kW or less), larger project portfolios will be necessary to achieve economies of scale pricing for both large and small scale solar projects. The City will continue to evaluate how best to aggregate projects so the maximum number of smaller sized projects can reach cost-effective thresholds.

STRATEGY #5: INTEGRATE SOLAR INTO BROADER RESILIENCY INITIATIVES

In the wake of Superstorm Sandy in 2012, the City has been advancing a comprehensive resiliency agenda to better mitigate the increasing hazards of global climate change, particularly prolonged utility power outages resulting from stronger storms or extreme weather conditions. To help address these challenges, DEM is designing renewable energy systems that incorporate resiliency and emergency power benefits, to better prepare for future storms and power outage conditions. In 2016, DEM and NYC Health + Hospitals began construction of two innovative energy storage demonstration projects at City hospitals. This technology is crucial for advancing goals to improve the resiliency of City facilities that provide critical public services. While energy storage technologies can provide emergency power in the event of a service outage, they also offer peak load reduction capabilities that enhance the savings from solar or other renewable energy sources. In 2017, a number of resilient solar installations—solar PV paired with energy storage systems—will be initiated at firehouses, libraries, and other critical facilities to ensure communities are better prepared for emergencies. These projects will not only increase resiliency across the City, but will also help the City reach the citywide goal to install 100 megawatt-hours of energy storage capacity by 2020.



LEVERAGING THE BENEFITS OF SOLAR POWER FOR STUDENTS AND WORKERS

Workers installing solar panels at Rachel L. Carson School in Queens

For the City of New York, solar power is more than just clean energy – it is a pathway for good jobs, workforce development, and a learning opportunity for students. Linking solar installations to broader career training and educational programming is critical to ensure a skilled workforce is in place now and for years to come. DEM has been implementing several ambitious programs to train our current and future workforce and create jobs:

SOLAR TRAINING FOR CITY WORKERS

DEM is working in collaboration with CUNY's School of Professional Studies and the NY-Sun PV Trainers Network to develop a renewable energy training course for City employees. The course is designed to provide an overview of the benefits and most appropriate applications for renewable energy technologies. Course topics include site selection, installation basics, codes & inspections, safety and maintenance. The program will ensure the City's workforce is trained to identify opportunities and optimize renewable energy system performance.

HIRE NYC PROVISIONS FOR SOLAR CONTRACTS

Through the newly-established HireNYC program, the City is leveraging its purchasing power and investments in construction and real estate to create jobs and training opportunities for New Yorkers. HireNYC is being incorporated into solar contracts to provide free, high-quality recruitment services to vendors and businesses filling open positions through City contracts, and also help New Yorkers better access these jobs. The City is also working with its partners in labor to develop additional workforce development opportunities.

SOLAR EDUCATION FOR STUDENTS

Installing solar on schools offers excellent educational opportunities for New York City's students. The Department of Education and DEM have partnered with Solar One, a non-profit green energy organization, to develop solar curriculum, and provide classroom supplies and professional development training to teachers. To date, 40 teachers have been trained through the program, and an additional 375 teachers are scheduled for training during the remainder of the 2016 to 2017 school year. Additionally, a solar vocational program will be piloted at Thomas Edison High School in 2017, where students in electrical programs will experience the latest in hands-on renewable energy coursework. The vocational program will be refined and expanded to three additional schools the following school year.



Students put the lessons learned from their solar curriculum into practice

CONCLUSION

LL24 is a significant milestone, as it furthers the City's commitment to lead by example in the pursuit of clean energy resources and fighting climate change. Through this analysis, a clearer picture of the condition of the City's building stock has emerged, facilitating the development of a comprehensive strategy to expand solar power to 100 MW, and more, across municipal buildings and properties.

Despite facing the limitations of an aging building stock, the City of New York is well poised to address the barriers required to bring abundant solar energy resources to not only its buildings, but other City assets with strong solar potential. Through a combination of established best practices and new strategies, the City will leverage more of its assets to expand the municipal solar portfolio, which will not only reduce carbon emissions, but offer relief to constraints on the electric grid, support more solar jobs, increase resiliency, and provide access to clean and renewable energy to more of New York's communities.

Looking ahead, the City will significantly scale up its actions to meet the *One City* 100 MW commitment. The findings identified in this study are being used to develop agency-specific approaches to capture the maximum rooftop solar potential, and as a platform for new strategic initiatives and a comprehensive municipal solar program. With Mayor Bill de Blasio's goal to grow citywide solar capacity to 1,000 MW by 2030, the City will continue to lead by example and serve as a model for sustainability to help achieve the vision of 80 x 50.



APPENDIX

- 28 **Current and In Progress Installations**
- 42 **Roof Findings by District**
- 131 **Solar-Ready Sites by District**

CURRENT AND IN PROGRESS INSTALLATIONS

AGENCY	CAMPUS NAME	SITE	ADDRESS	BOROUGH	CITY COUNCIL DISTRICT	TOTAL BUILDING GROSS SQ. FT.	INSTALLATION DATE	INSTALLED CAPACITY	PERCENTAGE OF MAX PEAK DEMAND	ESTIMATED ANNUAL kWh PRODUCTION	PERCENTAGE OF ANNUAL ELECTRICITY CONSUMPTION	ESTIMATED ANNUAL EMISSIONS REDUCTIONS	ESTIMATED ANNUAL SOCIAL COST OF CARBON SAVINGS	ESTIMATED ANNUAL ELECTRICITY COST SAVINGS	ESTIMATED ANNUAL TOTAL SAVINGS	UPFRONT PROJECT COST	FINANCING MECHANISM
DCAS		City Hall	City Hall Park	Manhattan	1	54,800	4/17/2015	10.00 kW	3%	11,738 kWh	1%	4 Mg CO ₂	\$460.22	\$1,949.59	\$2,409.81	\$1,297.00	Capital
DOE	M276	Battery Park City School	55 Battery Place	Manhattan	1	24,337	7/1/2010	50.00 kW	6%	58,692 kWh	3%	18 Mg CO ₂	\$2,301.10	\$10,118.99	\$12,420.09	\$231,500.00	Capital
DOE	M020	P.S. 020 Anna Silver	166 Essex St	Manhattan	1	110,400	In Progress	184.32 kW	64%	216,362 kWh	54%	66 Mg CO ₂	\$8,482.78	\$1,730.90	\$10,213.68	\$-	PPA
DOE	M025	School for Global Leaders	145 Stanton St	Manhattan	1	190,975	In Progress	272.32 kW	36%	319,660 kWh	24%	98 Mg CO ₂	\$12,532.72	\$2,557.28	\$15,090.00	\$-	PPA
DCAS		100 Gold St Office Building	100 Gold St	Manhattan	1	594,000	In Progress	232.00 kW	14%	272,331 kWh	6%	83 Mg CO ₂	\$10,677.11	\$2,178.65	\$12,855.76	\$-	PPA
DOT		Whitehall Ferry Terminal	4 South St	Manhattan	1	143,000	7/1/2005	59.00 kW	7%	69,257 kWh	2%	21 Mg CO ₂	\$2,715.30	\$8,717.00	\$11,432.30	\$236,000.00	Capital
DOE	M022	New Explorations into Science, Technology and Math High School (NEST)	111 Columbia St	Manhattan	2	80,040	7/1/2014	125.00 kW	24%	146,730 kWh	16%	45 Mg CO ₂	\$5,752.76	\$31,568.57	\$37,321.33	\$905,386.00	Capital
DOE	M064	P.S. 064 Robert Simon	600 E 6th St	Manhattan	2	160,975	In Progress	137.28 kW	33%	161,145 kWh	21%	49 Mg CO ₂	\$6,317.91	\$1,289.16	\$7,607.06	\$-	PPA
DOE	M188	P.S. 188 The Island School	442 East Houston St	Manhattan	2	155,375	In Progress	86.40 kW	20%	101,420 kWh	14%	31 Mg CO ₂	\$3,976.30	\$811.36	\$4,787.66	\$-	PPA
DOE	M070	NYC Lab School for Collaborative Studies	333 West 17th St	Manhattan	3	78,920	4/21/2016	159.21 kW	31%	186,887 kWh	23%	57 Mg CO ₂	\$7,327.17	\$40,410.93	\$47,738.10	\$650,689.53	Capital
DOE	M440	Hudson High School of Learning Technologies	351 W 18th St	Manhattan	3	318,200	In Progress	72.96 kW	14%	85,643 kWh	5%	26 Mg CO ₂	\$3,357.77	\$685.15	\$4,042.92	\$-	PPA

CURRENT AND IN PROGRESS INSTALLATIONS

AGENCY	CAMPUS NAME	SITE	ADDRESS	BOROUGH	CITY COUNCIL DISTRICT	TOTAL BUILDING GROSS SQ. FT.	INSTALLATION DATE	INSTALLED CAPACITY	PERCENTAGE OF MAX PEAK DEMAND	ESTIMATED ANNUAL kWh PRODUCTION	PERCENTAGE OF ANNUAL ELECTRICITY CONSUMPTION	ESTIMATED ANNUAL EMISSIONS REDUCTIONS	ESTIMATED ANNUAL SOCIAL ELECTRICITY COST SAVINGS	ESTIMATED ANNUAL ELECTRICITY COST SAVINGS	ESTIMATED ANNUAL TOTAL SAVINGS	UPFRONT PROJECT COST	FINANCING MECHANISM
HHC	Bellevue Hospital Center Campus	Main Building	462 1st Ave	Manhattan	4	2,276,300	In Progress	183.36 kW	1%	215,235 kWh	0.34%	66 Mg CO ₂	\$8,438.60	\$1,721.88	\$10,160.48	\$-	PPA
DOE	M167	J.H.S. 167 Robert F. Wagner	220 E 76th St	Manhattan	4	188,400	In Progress	249.92 kW	53%	293,366 kWh	50%	90 Mg CO ₂	\$11,501.83	\$2,346.93	\$13,848.76	\$-	PPA
HHC	Coler-Gold-water Hospital Campus	A Building	900 Main St	Manhattan	5	766,700	In Progress	131.84 kW	4%	154,759 kWh	2%	47 Mg CO ₂	\$6,067.55	\$1,238.07	\$7,305.62	\$-	PPA
HHC	Coler-Gold-water Hospital Campus	B Building	900 Main St	Manhattan	5	602,700	In Progress	325.44 kW	11%	382,014 kWh	4%	117 Mg CO ₂	\$14,977.41	\$3,056.12	\$18,033.53	\$-	PPA
HHC	Coler-Gold-water Hospital Campus	C Building	900 Main St	Manhattan	5	-	In Progress	176.64 kW	6%	207,347 kWh	2%	64 Mg CO ₂	\$8,129.33	\$1,658.78	\$9,788.11	\$-	PPA
DOE	M470	Louis Brandeis High School	145 West 84th St	Manhattan	6	113,495	7/1/2012	46.70 kW	4%	54,818 kWh	4%	17 Mg CO ₂	\$2,149.23	\$14,312.09	\$16,461.32	\$392,500.00	Capital
DOE	M485	Fiorello H. LaGuardia High School of Music and Art and Performing Arts	100 Amsterdam Ave	Manhattan	6	582,250	In Progress	167.68 kW	8%	196,829 kWh	5%	60 Mg CO ₂	\$7,716.98	\$1,574.64	\$9,291.61	\$-	PPA
DOE	M028	P.S. 028 Wright Brothers	475 West 155th St	Manhattan	7	122,525	In Progress	169.92 kW	46%	199,459 kWh	191%	61 Mg CO ₂	\$7,820.07	\$1,595.67	\$9,415.74	\$-	PPA
DPR		Five-Boro Technical Services Building	20 Bronx Shore Rd	Manhattan	8	76,950	6/5/2015	19.80 kW	6%	23,242 kWh	3%	7 Mg CO ₂	\$911.24	\$4,202.95	\$5,114.18	\$108,835.83	Capital

CURRENT AND IN PROGRESS INSTALLATIONS

AGENCY	CAMPUS NAME	SITE	ADDRESS	BOROUGH	CITY COUNCIL DISTRICT	TOTAL BUILDING GROSS SQ. FT.	INSTALLATION DATE	INSTALLED CAPACITY	PERCENTAGE OF MAX PEAK DEMAND	ESTIMATED ANNUAL kWh PRODUCTION	PERCENTAGE OF ANNUAL ELECTRICITY CONSUMPTION	ESTIMATED ANNUAL EMISSIONS REDUCTIONS	ESTIMATED ANNUAL SOCIAL ELECTRICITY COST SAVINGS	ESTIMATED ANNUAL ELECTRICITY COST SAVINGS	ESTIMATED ANNUAL TOTAL SAVINGS	UPFRONT PROJECT COST	FINANCING MECHANISM
DOE	M206	P.S. 206 Jose Celso Barbosa	508 East 120th St	Manhattan	8	87,600	In Progress	208.00 kW	39%	244,159 kWh	27%	75 Mg CO ₂	\$9,572.58	\$1,953.27	\$11,525.85	\$-	PPA
HHC	Metro-politan Hospital Center Campus	Main Building	1901 1st Ave	Manhattan	8	1,286,600	In Progress	121.28 kW	2%	142,363 kWh	1%	44 Mg CO ₂	\$5,581.55	\$1,138.91	\$6,720.46	\$-	PPA
HHC	Metro-politan Hospital Center Campus	Mental Health Building	1914 Second Ave	Manhattan	8	313,000	In Progress	87.68 kW	2%	102,922 kWh	0.49%	32 Mg CO ₂	\$4,035.21	\$823.38	\$4,858.59	\$-	PPA
HHC	Metro-politan Hospital Center Campus	OPD Building	1901 1st Avenue	Manhattan	8	158,736	In Progress	14.40 kW	0.25%	16,903 kWh	0.08%	5 Mg CO ₂	\$662.72	\$135.23	\$797.94	\$-	PPA
DOE	X018	P.S. 018 John Peter Zenger	502 Morris Ave	Bronx	8	84,000	In Progress	118.16 kW	722%	138,701 kWh	293%	42 Mg CO ₂	\$5,437.96	\$1,109.61	\$6,547.57	\$-	PPA
DOE	X139	A. Burger School	345 Brook Ave	Bronx	8	164,525	In Progress	286.40 kW	67%	336,188 kWh	46%	103 Mg CO ₂	\$13,180.71	\$2,689.50	\$15,870.21	\$-	PPA
DOE	X655	H.E.R.O. High (Health, Education, and Research Occupations High School)	455 Southern Blvd	Bronx	8	196,860	In Progress	153.28 kW	25%	179,926 kWh	16%	55 Mg CO ₂	\$7,054.26	\$1,439.41	\$8,493.67	\$-	PPA
DOE	M154	P.S. 154 Harriet Tubman	250 West 127th St	Manhattan	9	88,125	7/1/2014	125.00 kW	35%	146,730 kWh	20%	45 Mg CO ₂	\$5,752.76	\$27,304.56	\$33,057.31	\$578,750.00	Capital
DOE	M092	P.S. 092 Mary McLeod Bethune	222 West 134th St	Manhattan	9	133,325	In Progress	204.16 kW	62%	239,651 kWh	45%	73 Mg CO ₂	\$9,395.86	\$1,917.21	\$11,313.07	\$-	PPA

CURRENT AND IN PROGRESS INSTALLATIONS

AGENCY	CAMPUS NAME	SITE	ADDRESS	BOROUGH	CITY COUNCIL DISTRICT	TOTAL BUILDING GROSS SQ. FT.	INSTALLATION DATE	INSTALLED CAPACITY	PERCENTAGE OF MAX PEAK DEMAND	ESTIMATED ANNUAL kWh PRODUCTION	PERCENTAGE OF ANNUAL ELECTRICITY CONSUMPTION	ESTIMATED ANNUAL EMISSIONS REDUCTIONS	ESTIMATED ANNUAL SOCIAL ELECTRICITY COST SAVINGS	ESTIMATED ANNUAL ELECTRICITY COST SAVINGS	ESTIMATED ANNUAL TOTAL SAVINGS	UPFRONT PROJECT COST	FINANCING MECHANISM
DOE	M144	P.S. 242 - The Young Diplomats Magnet Academy	134 W 122nd St	Manhattan	9	94,425	In Progress	145.28 kW	51%	170,535 kWh	38%	52 Mg CO ₂	\$6,686.08	\$1,364.28	\$8,050.37	\$-	PPA
DOE	M501	The Park Avenue Learning Center	2005 Madison Ave	Manhattan	9	195,675	In Progress	279.68 kW	57%	328,300 kWh	25%	101 Mg CO ₂	\$12,871.44	\$2,626.40	\$15,497.84	\$-	PPA
DOE	X475	John F. Kennedy High School	99 Terrace View Ave	Bronx	10	415,000	7/15/2014	117.00 kW	9%	137,339 kWh	4%	42 Mg CO ₂	\$5,384.58	\$(21,699.61)	\$(16,315.03)	\$-	PPA
DOE	M143	J.H.S. 143 Eleanor Roosevelt	511 West 182nd St	Manhattan	10	183,170	In Progress	244.48 kW	64%	286,980 kWh	38%	88 Mg CO ₂	\$11,251.47	\$2,295.84	\$13,547.31	\$-	PPA
DOE	X445	Bronx High School of Science	75 West 205th St	Bronx	11	696,400	6/1/2006	36.00 kW	3%	42,258 kWh	2%	13 Mg CO ₂	\$1,656.79	\$7,839.95	\$9,496.74	\$166,680.00	Capital
DOE	X024	P.S. 024 Spuyten Duyvil	660 West 236th St	Bronx	11	115,325	In Progress	212.48 kW	92%	249,418 kWh	61%	76 Mg CO ₂	\$9,778.76	\$1,995.34	\$11,774.10	\$-	PPA
DOE	X440	DeWitt Clinton High School	100 West Mosholu Pkwy South	Bronx	11	438,800	In Progress	380.48 kW	69%	446,623 kWh	33%	137 Mg CO ₂	\$17,510.47	\$3,572.98	\$21,083.45	\$-	PPA
DOE	X425	Bronx Lab School	800 East Gun Hill Rd	Bronx	12	493,000	1/13/2016	131.76 kW	18%	154,665 kWh	8%	47 Mg CO ₂	\$6,063.86	\$25,158.20	\$31,222.06	\$570,186.00	Capital
DOE	X181	I.S. 181 Pablo Casals	650-850 Baychester Ave	Bronx	12	164,400	In Progress	227.84 kW	4%	267,448 kWh	2%	82 Mg CO ₂	\$10,485.66	\$2,139.58	\$12,625.24	\$-	PPA
DOE	X144	J.H.S. 144 Michelangelo	2545 Gunther Ave	Bronx	13	150,613	4/8/2016	192.15 kW	44%	225,553 kWh	29%	69 Mg CO ₂	\$8,843.14	\$45,659.83	\$54,502.97	\$800,653.13	Capital
DOE	X192	I.S. 192 Piagentini and Jones School	650 Hollywood Ave	Bronx	13	146,100	3/15/2016	137.25 kW	25%	161,110 kWh	15%	49 Mg CO ₂	\$6,316.53	\$31,038.38	\$37,354.91	\$571,895.09	Capital

CURRENT AND IN PROGRESS INSTALLATIONS

AGENCY	CAMPUS NAME	SITE	ADDRESS	BOROUGH	CITY COUNCIL DISTRICT	TOTAL BUILDING GROSS SQ. FT.	INSTALLATION DATE	INSTALLED CAPACITY	PERCENTAGE OF MAX PEAK DEMAND	ESTIMATED ANNUAL kWh PRODUCTION	PERCENTAGE OF ANNUAL ELECTRICITY CONSUMPTION	ESTIMATED ANNUAL EMISSIONS REDUCTIONS	ESTIMATED ANNUAL SOCIAL ELECTRICITY COST SAVINGS	ESTIMATED ANNUAL ELECTRICITY COST SAVINGS	ESTIMATED ANNUAL TOTAL SAVINGS	UPFRONT PROJECT COST	FINANCING MECHANISM
DOE	X405	Herbert H. Lehman High School	3000 East Tremont Ave	Bronx	13	450,000	7/15/2014	247.00 kW	20%	289,938 kWh	9%	89 Mg CO ₂	\$11,367.44	\$(45,810.28)	\$(34,442.84)	\$-	PPA
DOE	X135	Bronx Park Middle School	2441 Wallace Ave	Bronx	13	163,300	In Progress	227.84 kW	60%	267,448 kWh	41%	82 Mg CO ₂	\$10,485.66	\$2,139.58	\$12,625.24	\$-	PPA
DOE	X415	Bronxdale High School	925 Astor Ave	Bronx	13	314,400	In Progress	152.00 kW	21%	178,424 kWh	11%	55 Mg CO ₂	\$6,995.35	\$1,427.39	\$8,422.74	\$-	PPA
DOE	X026	P.S. 26X	1930 Andrews Ave	Bronx	14	148,900	In Progress	80.64 kW	20%	94,658 kWh	12%	29 Mg CO ₂	\$3,711.22	\$757.27	\$4,468.49	\$-	PPA
DOE	X117	I.S. 117 Joseph H. Wade	1865 Morris Ave	Bronx	14	138,000	In Progress	98.52 kW	31%	115,647 kWh	17%	35 Mg CO ₂	\$4,534.09	\$925.17	\$5,459.27	\$-	PPA
NYPD		48th Precinct	450 Cross Bronx Expwy	Bronx	15	59,328	3/30/2012	31.70 kW	10%	37,211 kWh	4%	11 Mg CO ₂	\$1,458.90	\$5,101.14	\$6,560.04	\$352,987.00	Capital
DOE	X166	Bronx Early College Academy for Teaching & Learning	250 East 164th St	Bronx	16	188,575	In Progress	262.72 kW	54%	308,391 kWh	37%	94 Mg CO ₂	\$12,090.91	\$2,467.13	\$14,558.04	\$-	PPA
DCAS		Bronx County Hall of Justice	265 East 161st St	Bronx	16	340,364	In Progress	225.92 kW	8%	265,194 kWh	2%	81 Mg CO ₂	\$10,397.30	\$2,121.55	\$12,518.85	\$-	PPA
CUNY	Hostos Community College	A Building / Allied Health & Sciences Buildin	475 Grand Concourse	Bronx	17	193,661	In Progress	81.92 kW	5%	96,161 kWh	2%	29 Mg CO ₂	\$3,770.13	\$769.29	\$4,539.41	\$-	PPA
CUNY	Hostos Community College	C Building / East Academic Complex	450 Grand Concourse	Bronx	17	269,002	In Progress	248.32 kW	12%	291,488 kWh	6%	89 Mg CO ₂	\$11,428.19	\$2,331.90	\$13,760.10	\$-	PPA
DOE	X184	Rafael C.Y. Molina School	778 Forest Ave	Bronx	17	237,210	4/8/2016	248.85 kW	38%	292,110 kWh	23%	89 Mg CO ₂	\$11,452.58	\$57,312.99	\$68,765.58	\$943,254.98	Capital

CURRENT AND IN PROGRESS INSTALLATIONS

AGENCY	CAMPUS NAME	SITE	ADDRESS	BOROUGH	CITY COUNCIL DISTRICT	TOTAL BUILDING GROSS SQ. FT.	INSTALLATION DATE	INSTALLED CAPACITY	PERCENTAGE OF MAX PEAK DEMAND	ESTIMATED ANNUAL kWh PRODUCTION	PERCENTAGE OF ANNUAL ELECTRICITY CONSUMPTION	ESTIMATED ANNUAL EMISSIONS REDUCTIONS	ESTIMATED ANNUAL SOCIAL ELECTRICITY COST SAVINGS	ESTIMATED ANNUAL ELECTRICITY COST SAVINGS	ESTIMATED ANNUAL TOTAL SAVINGS	UPFRONT PROJECT COST	FINANCING MECHANISM
DOE	X052	M.S. 302 Luisa Dessus Cruz	681 Kelly St	Bronx	17	164,500	In Progress	70.72 kW	21%	83,014 kWh	11%	25 Mg CO ₂	\$3,254.68	\$664.11	\$3,918.79	\$-	PPA
DOE	X134	P.S. 134 George F. Bristow	1330 Bristow St	Bronx	17	99,600	In Progress	204.48 kW	87%	240,027 kWh	48%	74 Mg CO ₂	\$9,410.59	\$1,920.21	\$11,330.80	\$-	PPA
DOE	X131	J.H.S. 131 Albert Einstein	885 Bolton Ave	Bronx	18	162,416	3/15/2016	203.13 kW	43%	238,442 kWh	30%	73 Mg CO ₂	\$9,348.46	\$48,225.59	\$57,574.05	\$833,695.96	Capital
DOE	X125	J.H.S. 125 Henry Hudson	1111 Pugsley Ave	Bronx	18	175,325	In Progress	227.84 kW	65%	267,448 kWh	36%	82 Mg CO ₂	\$10,485.66	\$2,139.58	\$12,625.24	\$-	PPA
DOE	Q021	P.S. 021 Edward Hart	147-36 26th Ave	Queens	19	125,260	In Progress	197.44 kW	50%	231,763 kWh	32%	71 Mg CO ₂	\$9,086.59	\$1,854.10	\$10,940.70	\$-	PPA
DOE	Q025	I.S. 025 Adrien Block	34-65 192nd St	Queens	19	161,175	In Progress	203.52 kW	31%	238,900 kWh	28%	73 Mg CO ₂	\$9,366.41	\$1,911.20	\$11,277.61	\$-	PPA
DOE	Q067	J.H.S. 067 Louis Pasteur	51-60 Marathon Pkwy	Queens	19	178,860	In Progress	209.60 kW	54%	246,037 kWh	42%	75 Mg CO ₂	\$9,646.22	\$1,968.29	\$11,614.51	\$-	PPA
DOE	Q405	Bayside High School	32-24 Corp Kennedy St	Queens	19	297,600	In Progress	253.12 kW	43%	297,122 kWh	21%	91 Mg CO ₂	\$11,649.10	\$2,376.98	\$14,026.08	\$-	PPA
DOE	Q237	I.S. 237 Rachel L. Carson School	46-21 Colden St	Queens	20	78,260	4/13/2016	243.20 kW	41%	285,478 kWh	31%	87 Mg CO ₂	\$11,192.56	\$63,126.73	\$74,319.29	\$907,435.17	Capital
DCLA	Queens Botanical Garden	Queens Botanical Garden	43-50 Main St	Queens	20	13,960	3/7/2007	18.00 kW	17%	21,129 kWh	6%	6 Mg CO ₂	\$828.40	\$3,336.28	\$4,164.68	\$83,340.00	Capital
NYPD		115th Precinct	92-15 Northern Blvd	Queens	21	32,400	3/30/2012	49.70 kW	36%	58,340 kWh	12%	18 Mg CO ₂	\$2,287.30	\$7,678.10	\$9,965.39	\$536,633.00	Capital
DCLA		New York Hall of Science	47-01 111th St	Queens	21	172,000	7/1/2005	15.00 kW	1%	17,608 kWh	1%	5 Mg CO ₂	\$690.33	\$3,048.87	\$3,739.20	\$155,598.00	Capital

CURRENT AND IN PROGRESS INSTALLATIONS

AGENCY	CAMPUS NAME	SITE	ADDRESS	BOROUGH	CITY COUNCIL DISTRICT	TOTAL BUILDING GROSS SQ. FT.	INSTALLATION DATE	INSTALLED CAPACITY	PERCENTAGE OF MAX PEAK DEMAND	ESTIMATED ANNUAL kWh PRODUCTION	PERCENTAGE OF ANNUAL ELECTRICITY CONSUMPTION	ESTIMATED ANNUAL EMISSIONS REDUCTIONS	ESTIMATED ANNUAL SOCIAL COST OF CARBON SAVINGS	ESTIMATED ANNUAL ELECTRICITY COST SAVINGS	ESTIMATED ANNUAL TOTAL SAVINGS	UPFRONT PROJECT COST	FINANCING MECHANISM
DCLA		Queens Museum of Art	47-01 111th St	Queens	21	110,000	In Progress	457.92 kW	73%	537,525 kWh	23%	165 Mg CO ₂	\$21,074.41	\$4,300.20	\$25,374.61	\$-	PPA
NYPD		114th Precinct	34-16 Astoria Blvd	Queens	22	36,000	3/30/2012	37.40 kW	20%	43,902 kWh	7%	13 Mg CO ₂	\$1,721.22	\$5,773.49	\$7,494.72	\$409,808.00	Capital
DOC		Rikers Island Composting Station	Rikers Island	Queens	22	-	12/1/1996	10.00 kW	0%	11,738 kWh	0%	4 Mg CO ₂	\$460.22	\$2,112.91	\$2,573.13	\$46,300.00	Capital
DOE	Q018	P.S. 018 Winchester	86-35 235th Court	Queens	23	68,400	In Progress	192.96 kW	94%	226,504 kWh	90%	69 Mg CO ₂	\$8,880.41	\$1,812.03	\$10,692.45	\$-	PPA
DOE	Q074	J.H.S. 074 Nathaniel Hawthorne	61-15 Oceania St	Queens	23	145,325	In Progress	194.88 kW	48%	228,758 kWh	44%	70 Mg CO ₂	\$8,968.78	\$1,830.06	\$10,798.84	\$-	PPA
DOE	Q505	Hillcrest High School	160-05 Highland Ave	Queens	24	384,249	4/6/2016	361.80 kW	35%	424,695 kWh	15%	130 Mg CO ₂	\$16,650.77	\$68,718.21	\$85,368.98	\$1,589,608.00	Capital
HHC	Queens Hospital Center Campus	Main Building	82-70 164th St	Queens	24	976,350	In Progress	77.44 kW	6%	90,902 kWh	2%	28 Mg CO ₂	\$3,563.95	\$727.22	\$4,291.16	\$-	PPA
HHC	Queens Hospital Center Campus	Queens Hospital N Building	161-25 Grand Central Pkwy	Queens	24	439,000	In Progress	36.48 kW	3%	42,822 kWh	1%	13 Mg CO ₂	\$1,678.88	\$342.57	\$2,021.46	\$-	PPA
HHC	Queens Hospital Center Campus	Queens Hospital Pavilion	82-50 164th St	Queens	24	280,000	In Progress	110.72 kW	8%	129,968 kWh	3%	40 Mg CO ₂	\$5,095.56	\$1,039.74	\$6,135.30	\$-	PPA
HHC	Elmhurst Hospital Center Campus	Building H	79-01 Broadway	Queens	25	-	In Progress	143.36 kW	2%	168,282 kWh	0.49%	52 Mg CO ₂	\$6,597.72	\$1,346.25	\$7,943.97	\$-	PPA

CURRENT AND IN PROGRESS INSTALLATIONS

AGENCY	CAMPUS NAME	SITE	ADDRESS	BOROUGH	CITY COUNCIL DISTRICT	TOTAL BUILDING GROSS SQ. FT.	INSTALLATION DATE	INSTALLED CAPACITY	PERCENTAGE OF MAX PEAK DEMAND	ESTIMATED ANNUAL kWh PRODUCTION	PERCENTAGE OF ANNUAL ELECTRICITY CONSUMPTION	ESTIMATED ANNUAL EMISSIONS REDUCTIONS	ESTIMATED ANNUAL SOCIAL ELECTRICITY COST SAVINGS	ESTIMATED ANNUAL ELECTRICITY COST SAVINGS	ESTIMATED ANNUAL TOTAL SAVINGS	UPFRONT PROJECT COST	FINANCING MECHANISM
DOE	Q007	P.S. 007 Louis F. Simeone	80-55 Cornish Ave	Queens	25	150,175	In Progress	106.24 kW	11%	124,709 kWh	8%	38 Mg CO ₂	\$4,889.38	\$997.67	\$5,887.05	\$-	PPA
DOE	Q204	I.S. 204 Oliver W. Holmes	36-41 28th St	Queens	26	68,000	4/6/2016	159.21 kW	46%	186,887 kWh	31%	57 Mg CO ₂	\$7,327.17	\$38,135.07	\$45,462.24	\$663,398.31	Capital
DOE	Q445	William Cullen Bryant High School	48-10 31st Ave	Queens	26	180,726	4/6/2016	196.80 kW	39%	231,012 kWh	16%	71 Mg CO ₂	\$9,057.14	\$41,801.54	\$50,858.68	\$792,584.35	Capital
FDNY		R & T Transportation Repair Shop	48-34 35th St	Queens	26	131,000	3/27/2012	31.70 kW	4%	37,211 kWh	1%	11 Mg CO ₂	\$1,458.90	\$2,310.20	\$3,769.10	\$393,729.00	Capital
DOE	Q008	J.H.S. 008 Richard S. Grossley	108-35 167th St	Queens	27	187,375	In Progress	213.76 kW	64%	250,920 kWh	23%	77 Mg CO ₂	\$9,837.67	\$2,007.36	\$11,845.03	\$-	PPA
DOE	Q192	I.S. 192 The Linden	109-89 204th St	Queens	27	180,125	In Progress	294.08 kW	94%	345,203 kWh	42%	106 Mg CO ₂	\$13,534.16	\$2,761.62	\$16,295.78	\$-	PPA
DOE	Q490	Benjamin Franklin High School for Finance & Information Technology	207-01 116th Ave	Queens	27	312,200	In Progress	392.32 kW	97%	460,521 kWh	39%	141 Mg CO ₂	\$18,055.37	\$3,684.17	\$21,739.53	\$-	PPA
DOE	Q072	Catherine and Count Basie Middle School	133-25 Guy R. Brewer Blvd	Queens	28	161,277	4/13/2016	248.85 kW	56%	292,110 kWh	30%	89 Mg CO ₂	\$11,452.58	\$56,333.50	\$67,786.08	\$943,254.98	Capital
DOE	Q226	J.H.S. Virgil I. Grissom	121-10 Rockaway Blvd	Queens	28	230,580	4/13/2016	133.76 kW	25%	157,013 kWh	12%	48 Mg CO ₂	\$6,155.91	\$27,381.45	\$33,537.36	\$499,089.34	Capital
DOE	Q139	P.S. 139 Rego Park	93-06 63rd Dr	Queens	29	80,500	In Progress	82.88 kW	38%	97,288 kWh	22%	30 Mg CO ₂	\$3,814.31	\$778.30	\$4,592.61	\$-	PPA

CURRENT AND IN PROGRESS INSTALLATIONS

AGENCY	CAMPUS NAME	SITE	ADDRESS	BOROUGH	CITY COUNCIL DISTRICT	TOTAL BUILDING GROSS SQ. FT.	INSTALLATION DATE	INSTALLED CAPACITY	PERCENTAGE OF MAX PEAK DEMAND	ESTIMATED ANNUAL kWh PRODUCTION	PERCENTAGE OF ANNUAL ELECTRICITY CONSUMPTION	ESTIMATED ANNUAL EMISSIONS REDUCTIONS	ESTIMATED ANNUAL SOCIAL ELECTRICITY COST SAVINGS	ESTIMATED ANNUAL TOTAL SAVINGS	UPFRONT PROJECT COST	FINANCING MECHANISM	
DOE	Q157	J.H.S. 157 Stephen A. Halsey	63-55 102nd St	Queens	29	192,175	In Progress	240.96 kW	62%	282,848 kWh	37%	87 Mg CO ₂	\$11,089.47	\$2,262.79	\$13,352.26	\$-	PPA
DOE	Q229	P.S. 229 Emanuel Kaplan	67-25 51st Rd	Queens	30	132,175	In Progress	169.60 kW	55%	199,083 kWh	33%	61 Mg CO ₂	\$7,805.34	\$1,592.67	\$9,398.00	\$-	PPA
DOE	Q183	P.S. 183 Dr. Richard R. Green	2-45 Beach 79th St	Queens	31	100,925	In Progress	148.80 kW	84%	174,667 kWh	42%	54 Mg CO ₂	\$6,848.08	\$1,397.34	\$8,245.42	\$-	PPA
DSNY		Queens East 13 District Garage	153-67 146th Ave	Queens	31	55,495	3/27/2012	49.70 kW	43%	58,340 kWh	14%	18 Mg CO ₂	\$2,287.30	\$8,445.46	\$10,732.76	\$524,323.00	Capital
DOE	Q210	J.H.S. 210 Elizabeth Blackwell	93-11 101st Ave	Queens	32	187,325	In Progress	226.56 kW	58%	265,945 kWh	30%	81 Mg CO ₂	\$10,426.75	\$2,127.56	\$12,554.32	\$-	PPA
DOE	Q410	Channel View School for Research	100-00 Beach Channel Dr	Queens	32	490,800	In Progress	986.24 kW	128%	1,157,688 kWh	52%	355 Mg CO ₂	\$45,388.78	\$9,261.50	\$54,650.28	\$-	PPA
DOT		Sunrise Yard	88-26 Pitkin Ave	Queens	32	25,145	2/22/2012	49.70 kW	55%	58,340 kWh	42%	18 Mg CO ₂	\$2,287.30	\$13,538.98	\$15,826.28	\$517,382.00	Capital
DPR		Bushwick Inlet Park - Community Center and District Headquarters	86 Kent Ave	Brooklyn	33	12,447	10/1/2013	66.15 kW	27%	77,650 kWh	33%	24 Mg CO ₂	\$3,044.36	\$18,318.07	\$21,362.43	\$264,600.00	Capital
DOE	K380	John Wayne Elementary School	370 Marcy Ave	Brooklyn	33	114,287	3/12/2016	104.31 kW	21%	122,443 kWh	16%	38 Mg CO ₂	\$4,800.56	\$27,803.88	\$32,604.44	\$434,640.27	Capital
DOE	K026	P.S. 026 Jesse Owens	1014 Lafayette Ave	Brooklyn	36	148,800	In Progress	249.28 kW	100%	292,615 kWh	58%	90 Mg CO ₂	\$11,472.37	\$2,340.92	\$13,813.29	\$-	PPA
DOE	K044	P.S. 044 Marcus Garvey	432 Monroe St	Brooklyn	36	98,400	In Progress	111.36 kW	90%	130,719 kWh	35%	40 Mg CO ₂	\$5,125.01	\$1,045.75	\$6,170.77	\$-	PPA

CURRENT AND IN PROGRESS INSTALLATIONS

AGENCY	CAMPUS NAME	SITE	ADDRESS	BOROUGH	CITY COUNCIL DISTRICT	TOTAL BUILDING GROSS SQ. FT.	INSTALLATION DATE	INSTALLED CAPACITY	PERCENTAGE OF MAX PEAK DEMAND	ESTIMATED ANNUAL kWh PRODUCTION	PERCENTAGE OF ANNUAL ELECTRICITY CONSUMPTION	ESTIMATED ANNUAL EMISSIONS REDUCTIONS	ESTIMATED ANNUAL SOCIAL ELECTRICITY COST SAVINGS	ESTIMATED ANNUAL ELECTRICITY COST SAVINGS	ESTIMATED ANNUAL TOTAL SAVINGS	UPFRONT PROJECT COST	FINANCING MECHANISM
DCLA		Brooklyn Children's Museum	145 Brooklyn Ave	Brooklyn	36	105,000	9/16/2009	26.50 kW	6%	31,107 kWh	2%	10 Mg CO ₂	\$1,219.58	\$4,117.59	\$5,337.17	\$247,283.00	Capital
DOE	K335	P.S. 335 Granville T. Woods	130 Rochester Ave	Brooklyn	36	122,400	In Progress	125.76 kW	77%	147,622 kWh	25%	45 Mg CO ₂	\$5,787.73	\$1,180.98	\$6,968.71	\$-	PPA
DOE	K324	M.S. 267 Math, Science and Technology	800 Gates Ave	Brooklyn	36	183,220	9/24/2015	120.78 kW	16%	141,776 kWh	9%	43 Mg CO ₂	\$5,558.54	\$26,865.35	\$32,423.89	\$545,104.00	Capital
DOE	K455	Boys & Girls High School	1700 Fulton St	Brooklyn	36	340,040	10/23/2015	505.08 kW	52%	592,883 kWh	18%	182 Mg CO ₂	\$23,244.81	\$89,099.33	\$112,344.15	\$2,114,467.00	Capital
DOE	K298	P.S. 298 Dr. Betty Shabazz	85 Watkins St	Brooklyn	37	97,200	In Progress	111.36 kW	78%	130,719 kWh	37%	40 Mg CO ₂	\$5,125.01	\$1,045.75	\$6,170.77	\$-	PPA
DOE	K302	Rafael Cordero Middle School	350 Linwood St	Brooklyn	37	160,896	9/22/2015	137.25 kW	24%	161,110 kWh	12%	49 Mg CO ₂	\$6,316.53	\$26,747.48	\$33,064.00	\$616,767.00	Capital
DOE	K001	P.S. 001 The Bergen	309 47th St	Brooklyn	38	10,800	In Progress	133.76 kW	37%	157,013 kWh	23%	48 Mg CO ₂	\$6,155.91	\$1,256.10	\$7,412.01	\$-	PPA
DOE	K058	P.S. 058 The Carroll	330 Smith St	Brooklyn	39	133,200	In Progress	205.12 kW	71%	240,778 kWh	79%	74 Mg CO ₂	\$9,440.04	\$1,926.22	\$11,366.27	\$-	PPA
DOE	K032	P.S. 32 Samuel Mills Spole School	317 Hoyt St	Brooklyn	39	57,000	7/1/2012	47.60 kW	21%	55,875 kWh	16%	17 Mg CO ₂	\$2,190.65	\$12,435.35	\$14,626.00	\$341,669.89	Capital
DSNY		Brooklyn 14 Garage	356 Winthrop St	Brooklyn	40	28,016	3/22/2012	49.70 kW	42%	58,340 kWh	13%	18 Mg CO ₂	\$2,287.30	\$7,879.09	\$10,166.38	\$511,334.00	Capital
HHC	Kings County Hospital Campus	Building D	471 Clarkson Ave	Brooklyn	40	256,247	In Progress	17.60 kW	0.14%	20,660 kWh	0.04%	6 Mg CO ₂	\$809.99	\$165.28	\$975.26	\$-	PPA

CURRENT AND IN PROGRESS INSTALLATIONS

AGENCY	CAMPUS NAME	SITE	ADDRESS	BOROUGH	CITY COUNCIL DISTRICT	TOTAL BUILDING GROSS SQ. FT.	INSTALLATION DATE	INSTALLED CAPACITY	PERCENTAGE OF MAX PEAK DEMAND	ESTIMATED ANNUAL kWh PRODUCTION	PERCENTAGE OF ANNUAL ELECTRICITY CONSUMPTION	ESTIMATED ANNUAL EMISSIONS REDUCTIONS	ESTIMATED ANNUAL SOCIAL ELECTRICITY COST SAVINGS	ESTIMATED ANNUAL TOTAL SAVINGS	UPFRONT PROJECT COST	FINANCING MECHANISM	
HHC	Kings County Hospital Campus	Building E	451 Clarkson Ave	Brooklyn	40	-	In Progress	85.44 kW	1%	100,293 kWh	0.19%	31 Mg CO ₂	\$3,932.12	\$802.34	\$4,734.47	\$-	PPA
HHC	Kings County Hospital Campus	Building R	410 Winthrop St	Brooklyn	40	315,586	In Progress	55.36 kW	0.44%	64,984 kWh	0.12%	20 Mg CO ₂	\$2,547.78	\$519.87	\$3,067.65	\$-	PPA
HHC	Kings County Hospital Campus	Building S	489 Clarkson Ave	Brooklyn	40	250,668	In Progress	127.68 kW	1%	149,876 kWh	0.28%	46 Mg CO ₂	\$5,876.09	\$1,199.01	\$7,075.10	\$-	PPA
DOE	K398	P.S. 398 Walter Weaver	60 East 94th St	Brooklyn	41	141,600	In Progress	191.68 kW	60%	225,002 kWh	31%	69 Mg CO ₂	\$8,821.50	\$1,800.01	\$10,621.52	\$-	PPA
DOE	K041	P.S. 041 Francis White	411 Thatford Ave	Brooklyn	42	109,200	In Progress	148.16 kW	68%	173,916 kWh	38%	53 Mg CO ₂	\$6,818.63	\$1,391.33	\$8,209.95	\$-	PPA
DOE	K166	Van Siclen Community Middle School	800 Van Sicklen Ave	Brooklyn	42	171,600	In Progress	193.28 kW	50%	226,880 kWh	26%	69 Mg CO ₂	\$8,895.14	\$1,815.04	\$10,710.18	\$-	PPA
DOE	K273	P.S. 273 Wortman	923 Jerome St	Brooklyn	42	103,200	In Progress	148.16 kW	103%	173,916 kWh	63%	53 Mg CO ₂	\$6,818.63	\$1,391.33	\$8,209.95	\$-	PPA
DOE	K224	P.S. 224 Hale A. Woodruff	755 Wortman Ave	Brooklyn	42	100,097	9/24/2015	98.82 kW	23%	115,999 kWh	13%	36 Mg CO ₂	\$4,547.90	\$21,205.14	\$25,753.03	\$449,555.00	Capital
DOE	K445	New Utrecht High School	1601 80th St	Brooklyn	43	286,800	In Progress	106.88 kW	12%	125,460 kWh	6%	38 Mg CO ₂	\$4,918.84	\$1,003.68	\$5,922.52	\$-	PPA
DOE	K505	Franklin Delano Roosevelt High School	5800 20th Ave	Brooklyn	44	965,600	9/18/2015	362.34 kW	63%	425,329 kWh	32%	130 Mg CO ₂	\$16,675.63	\$74,988.00	\$91,663.63	\$1,516,875.00	Capital

CURRENT AND IN PROGRESS INSTALLATIONS

Agency	Campus Name	Site	Address	Borough	City Council District	Total Building Gross Sq. Ft.	Installation Date	Installed Capacity	Percentage of Max Peak Demand	Estimated Annual kWh Production	Percentage of Annual Electricity Consumption	Estimated Annual Emissions Reductions	Estimated Annual Social Electricity Cost Savings	Estimated Annual Electricity Cost Savings	Estimated Annual Total Savings	Upfront Project Cost	Financing Mechanism
DOE	K152	P. S. 152 School of Science and Technology	2310 Glenwood Rd	Brooklyn	45	97,420	In Progress	46.08 kW	7%	54,091 kWh	4%	17 Mg CO ₂	\$2,120.70	\$432.72	\$2,553.42	\$-	PPA
DOE	K269	P.S. 269 Nostrand	1957 Nostrand Ave	Brooklyn	45	97,200	In Progress	158.72 kW	70%	186,312 kWh	31%	57 Mg CO ₂	\$7,304.62	\$1,490.50	\$8,795.11	\$-	PPA
DOE	K115	P. S. 115 Daniel Mucatel School	1500 East 92nd St	Brooklyn	46	103,501	In Progress	88.00 kW	15%	103,298 kWh	12%	32 Mg CO ₂	\$4,049.94	\$826.38	\$4,876.32	\$-	PPA
DOE	K251	P.S. 251 Paerdegat	1037 East 54th St	Brooklyn	46	91,200	In Progress	150.40 kW	53%	176,546 kWh	32%	54 Mg CO ₂	\$6,921.71	\$1,412.36	\$8,334.08	\$-	PPA
DOE	K278	J.H.S. 278 Marine Park	1925 Stuart St	Brooklyn	46	155,720	4/12/2016	120.78 kW	25%	141,776 kWh	19%	43 Mg CO ₂	\$5,558.54	\$30,402.14	\$35,960.68	\$503,267.68	Capital
DOE	K515	South Shore High School	6565 Flatlands Ave	Brooklyn	46	387,706	4/12/2016	590.20 kW	87%	692,800 kWh	41%	212 Mg CO ₂	\$27,162.21	\$120,954.64	\$148,116.85	\$2,617,082.45	Capital
DOE	K329	P.S. 329 Surfside	2929 West 30th St	Brooklyn	47	136,800	In Progress	188.48 kW	42%	221,245 kWh	26%	68 Mg CO ₂	\$8,674.23	\$1,769.96	\$10,444.20	\$-	PPA
DOE	K014	J.H.S. 014 Shell Bank	2424 Batchelder St	Brooklyn	48	166,800	In Progress	162.56 kW	45%	190,819 kWh	37%	58 Mg CO ₂	\$7,481.34	\$1,526.56	\$9,007.90	\$-	PPA
DOE	K043	I.S. 98 Bay Academy	1401 Emmons Ave	Brooklyn	48	170,400	In Progress	168.32 kW	42%	197,581 kWh	20%	61 Mg CO ₂	\$7,746.43	\$1,580.65	\$9,327.08	\$-	PPA
DOE	K234	J.H.S. 234 Arthur W. Cunningham	1875 East 17th St	Brooklyn	48	147,680	In Progress	126.40 kW	33%	148,373 kWh	18%	45 Mg CO ₂	\$5,817.19	\$1,186.99	\$7,004.17	\$-	PPA
DOE	K425	James Madison High School	3787 Bedford Ave	Brooklyn	48	299,760	In Progress	146.56 kW	31%	172,038 kWh	11%	53 Mg CO ₂	\$6,744.99	\$1,376.30	\$8,121.29	\$-	PPA

CURRENT AND IN PROGRESS INSTALLATIONS

AGENCY	CAMPUS NAME	SITE	ADDRESS	BOROUGH	CITY COUNCIL DISTRICT	TOTAL BUILDING GROSS SQ. FT.	INSTALLATION DATE	INSTALLED CAPACITY	PERCENTAGE OF MAX PEAK DEMAND	ESTIMATED ANNUAL kWh PRODUCTION	PERCENTAGE OF ANNUAL ELECTRICITY CONSUMPTION	ESTIMATED ANNUAL EMISSIONS REDUCTIONS	ESTIMATED ANNUAL SOCIAL ELECTRICITY COST SAVINGS	ESTIMATED ANNUAL COST SAVINGS	ESTIMATED ANNUAL TOTAL SAVINGS	UPFRONT PROJECT COST	FINANCING MECHANISM
DOE	K495	Sheepshead Bay High School	3000 Ave X	Brooklyn	48	360,000	In Progress	320.64 kW	61%	376,380 kWh	23%	115 Mg CO ₂	\$14,756.51	\$3,011.04	\$17,767.55	\$-	PPA
CUNY	Kings-borough Community College	P-Central Services	1813 Oriental Blvd	Brooklyn	48	78,965	In Progress	250.88 kW	3%	294,493 kWh	1%	90 Mg CO ₂	\$11,546.01	\$2,355.94	\$13,901.95	\$-	PPA
DEP	Port Richmond WPCP Campus	Port Richmond Aeration Tank Building	1801 Richmond Ter	Staten Island	49	141,388	6/1/2015	1,264.25 kW	29%	1,484,027 kWh	7%	455 Mg CO ₂	\$58,183.36	\$(323,517.93)	\$(265,334.57)	\$-	PPA
DOE	R013	P.S. 013 M.L. Lindemeyer	191 Vermont Ave	Staten Island	49	142,107	7/1/2005	4.00 kW	1%	4,695 kWh	1%	1 Mg CO ₂	\$184.09	\$1,117.84	\$1,301.93	\$18,520.00	Capital
DOE	R014	P.S. 014 Cornelius Vanderbilt School	100 Tompkins Ave	Staten Island	49	130,540	7/1/2005	4.00 kW	1%	4,695 kWh	1%	1 Mg CO ₂	\$184.09	\$971.46	\$1,155.55	\$18,520.00	Capital
DOE	R445	Port Richmond High School	85 St. Joseph's Ave	Staten Island	49	175,000	4/15/2016	120.78 kW	15%	141,776 kWh	9%	43 Mg CO ₂	\$5,558.54	\$27,240.78	\$32,799.32	\$545,104.00	Capital
DOT		SI Ferry Maintenance Facility	1 Bay St	Staten Island	49	87,875	12/30/2014	219.40 kW	43%	257,540 kWh	17%	79 Mg CO ₂	\$10,097.24	\$(45,842.21)	\$(35,744.97)	\$-	PPA
DPR		Ocean Breeze Indoor Athletic Facility	625 Father Capodanno Blvd	Staten Island	50	113,824	In Progress	656.64 kW	2%	770,790 kWh	32%	236 Mg CO ₂	\$30,208.00	\$6,166.32	\$36,374.32	\$-	PPA
FDNY		Engine Company 168	1100 Rossville Ave	Staten Island	51	28,992	3/22/2012	34.60 kW	48%	40,615 kWh	20%	12 Mg CO ₂	\$1,592.36	\$6,100.17	\$7,692.53	\$441,503.00	Capital
DOE	R003	P.S. 003 The Margaret Gioiosa School	80 South Goff Ave	Staten Island	51	83,850	In Progress	336.32 kW	142%	394,786 kWh	91%	121 Mg CO ₂	\$15,478.13	\$3,158.29	\$18,636.42	\$-	PPA

CURRENT AND IN PROGRESS INSTALLATIONS

AGENCY	CAMPUS NAME	SITE	ADDRESS	BOROUGH	CITY COUNCIL DISTRICT	TOTAL BUILDING GROSS SQ. FT.	INSTALLATION DATE	INSTALLED CAPACITY	PERCENTAGE OF MAX PEAK DEMAND	ESTIMATED ANNUAL kWh PRODUCTION	PERCENTAGE OF ANNUAL ELECTRICITY CONSUMPTION	ESTIMATED ANNUAL EMISSIONS REDUCTIONS	ESTIMATED ANNUAL SOCIAL ELECTRICITY COST SAVINGS	ESTIMATED ANNUAL ELECTRICITY COST SAVINGS	ESTIMATED ANNUAL TOTAL SAVINGS	UPFRONT PROJECT COST	FINANCING MECHANISM
DOE	R007	I.S. 007 Elias Bernstein	1270 Huguenot Ave	Staten Island	51	212,547	In Progress	283.52 kW	54%	332,807 kWh	47%	102 Mg CO ₂	\$13,048.17	\$2,662.46	\$15,710.63	\$-	PPA
DOE	R062	Net Zero School	644 Bloomingdale Rd	Staten Island	51	128,200	9/1/2015	600.00 kW	5%	704,304 kWh	62%	216 Mg CO ₂	\$27,613.22	\$126,774.72	\$154,387.94	\$2,778,000.00	Capital
DOE	R069	P.S. 069 Daniel D. Tompkins	144 Keating Pl	Staten Island	51	138,600	4/20/2015	203.13 kW	38%	238,442 kWh	41%	73 Mg CO ₂	\$9,348.46	\$63,031.68	\$72,380.13	\$905,386.00	Capital
DOE	R075	I.S. 075 Frank D. Paulo	455 Huguenot Ave	Staten Island	51	238,300	4/15/2016	127.68 kW	21%	149,876 kWh	16%	46 Mg CO ₂	\$5,876.09	\$35,224.93	\$41,101.02	\$568,795.83	Capital
DOE	R455	Tottenville High School	100 Luten Ave	Staten Island	51	807,545	4/15/2016	532.53 kW	57%	625,105 kWh	25%	191 Mg CO ₂	\$24,508.12	\$107,273.50	\$131,781.62	\$2,218,952.96	Capital

ROOF FINDINGS BY DISTRICT

SOLAR-READY STATUS	AGENCY	CAMPUS NAME	SITE	ADDRESS	BOROUGH	CITY COUNCIL DISTRICT	TOTAL BUILDING GROSS SQ. FT.	STRUCTURAL CONDITION	ROOF AGE	COMMENTS
No	NYPD		1st Precinct	16 Ericsson Place	Manhattan	1	23,300	Unknown	15 to 19 years	
No	HHC		Gouverneur Health Care Services	227 Madison St	Manhattan	1	335,800	Between Good and Fair	15 to 19 years	
No	HHC		Judson Health Center	34 Spring St	Manhattan	1	18,000	Between Good and Fair	15 to 19 years	
No	NYPD		NYPD Police Headquarters	1 Police Plz	Manhattan	1	1,000,518	Good	15 to 19 years	
No	NYPD		7th Precinct, Engine Co. 15 and Ladder Co. 18, Batt. 4	19 - 25 Pitt St	Manhattan	1	58,685	Unknown	> 20 years	
No	NYPD		Manhattan South Narcotics Unit	36 South St	Manhattan	1	100,000	Between Good and Fair	10 to 14 years	
No	NYPL		Battery Park City Branch	175 North End Ave	Manhattan	1	10,000	Unknown	Unknown	
No	FDNY		EMS 4	Pier 36	Manhattan	1	12,000	Unknown	15 to 19 years	
No	FDNY		Engine Co. 33 & Ladder Co. 9	42 Great Jones St	Manhattan	1	12,649	Unknown	10 to 14 years	
No	FDNY		Engine Co. 7 at Ladder Co. 1, Batt. 1	100 Duane St	Manhattan	1	19,381	Unknown	10 to 14 years	
No	DOE	M001	P.S. 1 - M	8 Henry St	Manhattan	1	66,860	Good	> 20 years	
No	DOE	M002	P.S. 2 - M	122 Henry St	Manhattan	1	86,350	Good	15 to 19 years	
No	DOE	M042	P.S. 42 - M	71 Hester St	Manhattan	1	74,191	Good	15 to 19 years	
No	DOE	M056	J.H.S. 56 - M	220 Henry St	Manhattan	1	184,328	Poor	> 20 years	
No	DOE	M089	P.S./I.S. 89 - M	201 Warren St	Manhattan	1	105,177	Between Fair and Poor	15 to 19 years	
No	DOE	M110	P.S. 110 - M	285 Delancey St	Manhattan	1	62,725	Good	10 to 14 years	
No	DOE	M124	P.S. 124 - M (ECF)	40 Division St	Manhattan	1	146,500	Poor	15 to 19 years	
No	DOE	M126	P.S. 126 - M	80 Catherine St	Manhattan	1	111,673	Good	15 to 19 years	
No	DOE	M130	P.S. 130 - M	143 Baxter St	Manhattan	1	72,650	Between Fair and Poor	> 20 years	
No	DOE	M131	J.H.S. 131 - M	100 Hester St	Manhattan	1	196,082	Between Good and Fair	10 to 14 years	
No	DOE	M134	P.S. 134 - M/P.S. 137 - M	293 East Broadway	Manhattan	1	84,888	Good	10 to 14 years	
No	DOE	M140	P.S. 140 - M	123 Ridge St	Manhattan	1	73,956	Between Good and Fair	15 to 19 years	
No	DOE	M142	P.S. 142 - M	100 Attorney St	Manhattan	1	123,410	Poor	> 20 years	
No	DOE	M184	P.S. 184 - M	327 Cherry St	Manhattan	1	91,460	Poor	15 to 19 years	
No	DOE	M234	P.S. 234 - M	292 Greenwich St	Manhattan	1	66,820	Fair	> 20 years	
No	DOE	M510	Cascades - M	198 Forsyth St	Manhattan	1	19,933	Good	15 to 19 years	

ROOF FINDINGS BY DISTRICT

SOLAR-READY STATUS	AGENCY	CAMPUS NAME	SITE	ADDRESS	BOROUGH	CITY COUNCIL DISTRICT	TOTAL BUILDING GROSS SQ. FT.	STRUCTURAL CONDITION	ROOF AGE	COMMENTS
No	DOE	M833	H.S. of Economics and Finance - M	100 Trinity Place	Manhattan	1	918,240	Between Fair and Poor	> 20 years	
No	FDNY		Ladder Co. 20 and Medical and BFI Division	251 Lafayette St	Manhattan	1	28,866	Unknown	10 to 14 years	
No	ACS		Chinese Community Concern Parents	180 Mott St	Manhattan	1	13,625	Fair	15 to 19 years	
No	DCAS		Manhattan Municipal Building	1 Centre St	Manhattan	1	1,070,800	Good	15 to 19 years	
No	DCAS		Manhattan Criminal Court	100 Centre St	Manhattan	1	795,700	Fair	> 20 years	
No	DCAS		Manhattan Family Court	60 Lafayette St	Manhattan	1	481,000	Good	10 to 14 years	
No	DCAS		Louis J. Lefkowitz Building	80 Centre St	Manhattan	1	472,500	Fair	15 to 19 years	
No	DCAS		Manhattan Civil Court	111 Centre St	Manhattan	1	462,260	Poor	Unknown	
No	DCAS		Health Building	125 Worth St	Manhattan	1	406,109	Fair	15 to 19 years	
No	DCAS		Manhattan Supreme Court	60 Centre St	Manhattan	1	322,300	Poor	Unknown	
No	DCAS		Home Life Building (Space)	253 Broadway	Manhattan	1	272,616	Fair	> 20 years	
No	DCAS		Sun Building	280 Broadway	Manhattan	1	242,062	Good	15 to 19 years	
No	DCAS		Manhattan Surrogate's Court	31 Chambers St	Manhattan	1	212,500	Fair	15 to 19 years	
No	DCAS		Tweed Courthouse	52 Chambers St	Manhattan	1	170,131	Fair	15 to 19 years	
No	DCAS		City Planning Building	22 Reade St	Manhattan	1	99,000	Poor	Unknown	
No	DCAS		Excelsior Building	137 Centre St	Manhattan	1	59,000	Fair	> 20 years	
No	DCAS		115 Chrystie St Office Building	115 Chrystie St	Manhattan	1	55,000	Fair	> 20 years	
No	DCAS		Chinatown Senior Center	92 Bayard St	Manhattan	1	41,358	Unknown	Unknown	
No	DSNY		Administrative Offices	44 Beaver St	Manhattan	1	67,000	Between Fair and Poor	Unknown	
No	DSNY		Manhattan 3 District Garage	280-284 South St	Manhattan	1	120,000	Unknown	Unknown	
No	DSNY		Manhattan 3B Garage	80 Henry St	Manhattan	1	21,110	Unknown	Unknown	
No	DSNY		Print Shop and Storage	134 Madison St	Manhattan	1	33,831	Unknown	Unknown	
No	DCLA		Museum of Jewish Heritage	36 Battery Place	Manhattan	1	110,000	Good	10 to 14 years	
No	DOC		Manhattan House Detention, South Tower	125 White St	Manhattan	1	514,000	Between Fair and Poor	> 20 years	
No	DOC		Manhattan House Detention, North Tower	84 Baxter St	Manhattan	1	236,142	Between Fair and Poor	> 20 years	
No	DEP		Manhattan Repair Shop	30 Pike St	Manhattan	1	41,428	Unknown	Unknown	

ROOF FINDINGS BY DISTRICT

SOLAR-READY STATUS	AGENCY	CAMPUS NAME	SITE	ADDRESS	BOROUGH	CITY COUNCIL DISTRICT	TOTAL BUILDING GROSS SQ. FT.	STRUCTURAL CONDITION	ROOF AGE	COMMENTS
No	NYPL		Seward Park Branch Library	192 East Broadway	Manhattan	1	19,681	Fair	> 20 years	
No	DPR		Alfred E. Smith Recreation Center	86 Catherine St	Manhattan	1	13,000	Fair	> 20 years	
Yes	NYPD		5th Precinct	19 Elizabeth St	Manhattan	1	32,989	Good	5 to 9 years	
Yes	CUNY	Bor. of Manhattan Comm. College	BMCC Auditorium	199 Chambers St	Manhattan	1	23,337	Fair	2 to 4 years	
Yes	CUNY	Bor. of Manhattan Comm. College	Chambers St Bldg. (Main Campus)	199 Chambers St	Manhattan	1	662,615	Between Good and Fair	< 2 years	
Yes	CUNY	Bor. of Manhattan Comm. College	Fiterman Hall	245 Greenwich St	Manhattan	1	357,774	Good	2 to 4 years	
Yes	DOE	M445	Seward Park - M	350 Grand St	Manhattan	1	315,000	Good	< 2 years	
Yes	DOE	M477	Stuyvesant - M	345 Chambers St	Manhattan	1	450,000	Good	2 to 4 years	
Yes	DOE	M520	Murry Bergrtraum H.S. - M	411 Pearl St	Manhattan	1	305,000	Fair	5 to 9 years	
Yes	DHS		Life Family Shelter	78 Catherine St	Manhattan	1	115,659	Good	5 to 9 years	
Yes	DCAS		Court Square Building	2 Lafayette St	Manhattan	1	363,309	Good	2 to 4 years	
Yes	NYPL		Chatham Square Branch Library	33 East Broadway	Manhattan	1	12,243	Fair	< 2 years	
No	NYPD		350 2nd Ave - NYPD (Space)	350 2nd Ave	Manhattan	2	177,800	Unknown	Unknown	
No	HHC		Roberto Clemente Clinic	538 East 13th St	Manhattan	2	11,000	Between Good and Fair	10 to 14 years	
No	NYPD		9th Precinct	321 East 5th St	Manhattan	2	42,235	Between Fair and Poor	5 to 9 years	
No	NYPD		Property Clerk and Youth Aid	34 East 12th St	Manhattan	2	41,490	Between Fair and Poor	Unknown	
No	NYPL		Hamilton Fish Park Branch Library (Leased) (Space)	415 East Houston St	Manhattan	2	10,760	Unknown	Unknown	
No	DOE	M019	P.S. 19 - M	185 1st Ave	Manhattan	2	101,100	Between Good and Fair	> 20 years	
No	DOE	M034	P.S. 34 - M	730 East 12 St	Manhattan	2	54,656	Good	10 to 14 years	
No	DOE	M040	P.S. 40 - M	319 East 19 St	Manhattan	2	93,967	Good	10 to 14 years	
No	DOE	M047	J.H.S. 47 - M (School for Deaf)	223 East 23 St	Manhattan	2	28,876	Good	> 20 years	
No	DOE	M060	J.H.S. 60 - M	420 East 12 St	Manhattan	2	180,688	Between Fair and Poor	> 20 years	

ROOF FINDINGS BY DISTRICT

SOLAR-READY STATUS	AGENCY	CAMPUS NAME	SITE	ADDRESS	BOROUGH	CITY COUNCIL DISTRICT	TOTAL BUILDING GROSS SQ. FT.	STRUCTURAL CONDITION	ROOF AGE	COMMENTS
No	DOE	M061	P.S. 61 - M	610 East 12 St	Manhattan	2	72,200	Good	10 to 14 years	
No	DOE	M063	P.S. 63 - M	121 East 3 St	Manhattan	2	79,726	Between Good and Fair	15 to 19 years	
No	DOE	M097	P.S. 97 - M	525 East Houston St	Manhattan	2	93,570	Between Fair and Poor	15 to 19 years	
No	DOE	M104	J.H.S. 104 - M	330 East 21 St	Manhattan	2	177,800	Fair	> 20 years	
No	DOE	M116	P.S. 116 - M	210 East 33 St	Manhattan	2	51,210	Fair	10 to 14 years	
No	DOE	M460	Washington Irving - M	40 Irving Place	Manhattan	2	370,000	Poor	> 20 years	
No	DOE	M475	Health Professions - M	345 East 15 St	Manhattan	2	171,080	Between Fair and Poor	> 20 years	
No	DOE	M620	Norman Thomas - M	111 East 33 St	Manhattan	2	977,745	Poor	> 20 years	
No	DOE	M661	Manh. Comp. Night & Day H.S. - M	240 2nd Ave	Manhattan	2	36,783	Good	10 to 14 years	
No	DCAS		Manhattan Appellate Court	27 Madison Ave	Manhattan	2	54,300	Fair	15 to 19 years	
No	DCLA		The Public Theater	425 Lafayette St	Manhattan	2	61,420	Good	Unknown	
No	DOHMH		Public Health Laboratory	455 1st Ave	Manhattan	2	324,505	Unknown	15 to 19 years	
No	DHS		Shelter	282 East 3rd St	Manhattan	2	23,530	Unknown	Unknown	
No	DHS		Sirovich Senior SRO	331-37 East 12th St	Manhattan	2	63,335	Unknown	Unknown	
No	NYPL		Epiphany Branch Library	228 East 23rd St	Manhattan	2	16,218	Fair	15 to 19 years	
No	NYPL		Tompkins Square Branch Library	331 East 10th St	Manhattan	2	14,703	Fair	15 to 19 years	
No	DPR		Hamilton Fish Recreation Center	128 Pitt St	Manhattan	2	12,900	Fair	> 20 years	
Yes	DHS		Kenton Hotel Shelter	333 Bowery	Manhattan	2	23,492	Good	5 to 9 years	
Yes	NYPD		13th Precinct	230 East 21st St	Manhattan	2	313,625	Good	10 to 14 years	
Yes	DHS		George Daly House Residence	269 East 4th St	Manhattan	2	50,478	Good	< 2 years	
Yes	DOE	M015	P.S. 15 - M	333 East 4th St	Manhattan	2	73,224	Between Good and Fair	5 to 9 years	
Yes	DOE	M660	Mabel D. Bacon - M	127 East 22nd St	Manhattan	2	79,727	Good	5 to 9 years	
Yes	DOE	M751	Career Development - M (M751)/P.S. 751 (Car.dev/Old 25)	113 East 4th St	Manhattan	2	40,000	Good	2 to 4 years	
Yes	DHS		Manhattan Bowery Shelter	8 East 3rd St	Manhattan	2	55,000	Good	5 to 9 years	
No	NYPD		10th Precinct	230 West 20th St	Manhattan	3	20,110	Unknown	> 20 years	
No	NYPD		20th Precinct	120 West 82nd St	Manhattan	3	28,000	Unknown	> 20 years	

ROOF FINDINGS BY DISTRICT

SOLAR-READY STATUS	AGENCY	CAMPUS NAME	SITE	ADDRESS	BOROUGH	CITY COUNCIL DISTRICT	TOTAL BUILDING GROSS SQ. FT.	STRUCTURAL CONDITION	ROOF AGE	COMMENTS
No	FDNY		FDNY Museum	278 Spring St	Manhattan	3	14,901	Fair	15 to 19 years	
No	DCAS		641 Washington St	641 Washington St	Manhattan	3	553,000	Unknown	Unknown	
No	NYPD		14th Precinct (Midtown South)	357 West 35th St	Manhattan	3	40,107	Between Fair and Poor	Unknown	
No	NYPD		Parking Enforcement Division	134 West 30th St	Manhattan	3	36,702	Between Good and Fair	10 to 14 years	
No	NYPD		6th Precinct	233 West 10th St	Manhattan	3	30,489	Good	10 to 14 years	
No	NYPD		18th Precinct (Midtown North)	306 West 54th St	Manhattan	3	30,000	Poor	10 to 14 years	
No	FDNY		Engine Co. 1 and Ladder Co. 24	142 West 31st St	Manhattan	3	11,326	Unknown	> 20 years	
No	FIT	Fashion Institute of Technology (SUNY FIT)	Bldg C, Marvin Feldman Center	207 West 27th St	Manhattan	3	316,300	Poor	> 20 years	
No	FIT	Fashion Institute of Technology (SUNY FIT)	Bldg D, Fred P. Pomerantz Art and Design Center	300 7th Ave	Manhattan	3	233,167	Poor	> 20 years	
No	FIT	Fashion Institute of Technology (SUNY FIT)	Bldg B, Business and Liberal Arts Center	227 West 27th St	Manhattan	3	197,000	Poor	> 20 years	
No	FIT	Fashion Institute of Technology (SUNY FIT)	Alumni Hall	210 West 27th St	Manhattan	3	149,614	Poor	15 to 19 years	
No	FIT	Fashion Institute of Technology (SUNY FIT)	Nagler Hall	220 West 27th St	Manhattan	3	65,240	Fair	15 to 19 years	
No	FIT	Fashion Institute of Technology (SUNY FIT)	Coed Hall	230 West 27th St	Manhattan	3	13,183	Fair	15 to 19 years	
No	FDNY		Engine Co. 3 at Ladder Co. 12, Batt. 7	146 West 19th St	Manhattan	3	17,586	Unknown	10 to 14 years	
No	DOE	M003	P.S. 3 - M	490 Hudson St	Manhattan	3	71,305	Between Good and Fair	> 20 years	
No	DOE	M011	P.S. 11 - M	320 West 21st St	Manhattan	3	89,802	Between Fair and Poor	15 to 19 years	
No	NYPL		Hudson Park Branch Library	66 Leroy St	Manhattan	3	17,565	Unknown	15 to 19 years	
No	DOE	M033	P.S. 33 - M	281 9th Ave	Manhattan	3	85,085	Good	10 to 14 years	

ROOF FINDINGS BY DISTRICT

SOLAR-READY STATUS	AGENCY	CAMPUS NAME	SITE	ADDRESS	BOROUGH	CITY COUNCIL DISTRICT	TOTAL BUILDING GROSS SQ. FT.	STRUCTURAL CONDITION	ROOF AGE	COMMENTS
No	DOE	M035	P.S. 35 - M	317 West 52nd St	Manhattan	3	57,311	Between Fair and Poor	> 20 years	
No	DOE	M038	P.S. 38 - M	232 East 103rd St	Manhattan	3	75,000	Between Fair and Poor	10 to 14 years	
No	DOE	M041	P.S. 41 - M	116 West 11th St	Manhattan	3	81,947	Good	15 to 19 years	
No	DOE	M051	P.S. 51 - M	520 West 44th St	Manhattan	3	108,597	Good	> 20 years	
No	DOE	M111	P.S. 111 - M	440 West 53rd st	Manhattan	3	75,875	Between Fair and Poor	> 20 years	
No	DCLA	Lincoln Center	Jazz at Lincoln Center (Leased)	10 Columbus Ciir	Manhattan	3	1,890,703	Unknown	Unknown	
No	DOE	M451	Liberty - M	250 West 18th St	Manhattan	3	39,990	Good	15 to 19 years	
No	NYPL		Jefferson Market Branch Library	425 Ave of the Americas	Manhattan	3	20,735	Unknown	Unknown	
No	DOE	M535	Park West - M	525 West 50th St	Manhattan	3	125,518	Good	15 to 19 years	
No	DOE	M615	Chelsea Vocational H.S. - M	131 Ave of the Americas	Manhattan	3	84,619	Good	10 to 14 years	
No	DCAS		Midtown Community Court	314 West 54th St	Manhattan	3	39,150	Between Good and Fair	10 to 14 years	
No	DSNY		Manhattan 2 Garage	2 Bloomfield St	Manhattan	3	35,890	Good	> 20 years	
No	DSNY		Manhattan 2/4 Garage	2 Bloomfield St	Manhattan	3	58,632	Poor	Unknown	
No	DSNY		Manhattan 6 Vehicle Storage and Fueling	657 West 30th St	Manhattan	3	60,000	Unknown	Unknown	
No	DSNY		Manhattan Borough Repair Shop	640 West 26th St	Manhattan	3	205,215	Poor	> 20 years	
No	DSNY		Manhattan Community Districts 1,2 and 5	353 Spring St	Manhattan	3	430,887	Unknown	Unknown	
No	DPR		Chelsea Recreation Center	430 West 25th St	Manhattan	3	54,000	Between Good and Fair	5 to 9 years	Cool roof
No	NYPL		Columbus Branch Library	742 10th Ave	Manhattan	3	11,554	Poor	15 to 19 years	
Yes	DOE	M017	I.S. 17 - M	328 West 48th St	Manhattan	3	80,617	Good	< 2 years	
Yes	DOE	M600	H.S. of Fashion Industries - M	225 West 24th St	Manhattan	3	400,000	Good	5 to 9 years	
Yes	DOE	M625	H.S. of Graphic Commun. Art - M	439 West 49th St	Manhattan	3	560,000	Between Good and Fair	5 to 9 years	
Yes	DOE	M641	City As School Alt. H.S. - M	16 Clarkson St	Manhattan	3	95,116	Between Good and Fair	5 to 9 years	
Yes	DOE	M933	I.S. 260 - M	425 West 33rd St	Manhattan	3	14,812	Good	5 to 9 years	
Yes	DPR		High Line Maintenance and Operations Building	820 Washington St	Manhattan	3	24,641	Fair	2 to 4 years	
Yes	DPR		Tony Dapolito Recreation Center	3 Clarkson St	Manhattan	3	27,440	Between Good and Fair	5 to 9 years	Cool roof

ROOF FINDINGS BY DISTRICT

SOLAR-READY STATUS	AGENCY	CAMPUS NAME	SITE	ADDRESS	BOROUGH	CITY COUNCIL DISTRICT	TOTAL BUILDING GROSS SQ. FT.	STRUCTURAL CONDITION	ROOF AGE	COMMENTS
Yes	FIT	Fashion Institute of Technology (SUNY FIT)	Kaufman Hall Dormitory (FIT)	406 West 31st St	Manhattan	3	324,885	Good	5 to 9 years	
Yes	FIT	Fashion Institute of Technology (SUNY FIT)	Bldg A, The David Dubinsky Student Center	340 8th Ave	Manhattan	3	271,840	Good	2 to 4 years	
Yes	FIT	Fashion Institute of Technology (SUNY FIT)	Bldg E, Shirley Goodman Resource Center	200 West 27th St	Manhattan	3	157,540	Good	2 to 4 years	
Yes	NYPL		Muhlenberg Branch Library	209 West 23rd St	Manhattan	3	12,953	Fair	< 2 years	
No	HHC	Bellevue Hospital Center Campus	Ambulatory Care Building	462 1st Ave	Manhattan	4	192,559	Good	10 to 14 years	
No	NYPD	Engine Co. 39, Ladder Co. 16 and 19th Precinct Campus	19th Precinct	153 East 67th St	Manhattan	4	24,326	Between Fair and Poor	5 to 9 years	
No	FDNY	Engine Co. 39, Ladder Co. 16 and 19th Precinct Campus	Engine Co. 39, Ladder Co. 16	157 East 67th St	Manhattan	4	12,960	Unknown	10 to 14 years	
No	DOE	M059	P.S. 59 - M	228 East 57th St	Manhattan	4	281,051	Good	10 to 14 years	
No	DOE	M169	P.S. 169 - M (ECF) (SIE VII)	110 East 88th St	Manhattan	4	436,090	Fair	15 to 19 years	
No	DOE	M486	J.K. Onassis for Int. Careers	120 West 46th St	Manhattan	4	54,649	Between Fair and Poor	15 to 19 years	
No	DOE	M630	Art & Design - M	1075 Second Ave	Manhattan	4	632,828	Fair	10 to 14 years	
No	DCLA		Carnegie Hall	881 7th Ave	Manhattan	4	304,000	Good	2 to 4 years	
No	DCLA		New York City Center	131 West 55th St	Manhattan	4	177,000	Good	< 2 years	
No	DHS		New Providence SRO (Single Room Occupancy) Residence	225 East 45th St	Manhattan	4	32,221	Unknown	Unknown	
No	DHS		Bellevue Men's Shelter	400 East 30th St	Manhattan	4	480,000	Fair	> 20 years	
No	NYPL		Mid-Manhattan Library	455 5th Ave	Manhattan	4	146,157	Good	10 to 14 years	

ROOF FINDINGS BY DISTRICT

SOLAR-READY STATUS	AGENCY	CAMPUS NAME	SITE	ADDRESS	BOROUGH	CITY COUNCIL DISTRICT	TOTAL BUILDING GROSS SQ. FT.	STRUCTURAL CONDITION	ROOF AGE	COMMENTS
No	DPR		Asser Levy Recreation Center and Pool	East 23rd St at FDR Dr	Manhattan	4	19,806	Fair	> 20 years	
No	DPR		Delacorte Theatre	West Dr at 79th St Transverse	Manhattan	4	16,962	Fair	NA	Open air theater - no roof
No	NYPL		Yorkville Branch Library	222 East 79th St	Manhattan	4	13,112	Fair	> 20 years	
Yes	DOE	M006	P.S. 6 - M	45 East 81st St	Manhattan	4	92,500	Fair	5 to 9 years	
Yes	DOE	M844	P.S. 138 Annex	400 1st Ave	Manhattan	4	66,370	Good	2 to 4 years	
Yes	DPR		Recreation Center 54	348 East 54th St	Manhattan	4	21,920	Between Good and Fair	< 2 years	Cool roof
Yes	DCLA	Metropolitan Museum of Art	The Met Breuer	945 Madison Ave	Manhattan	4	82,000	Good	2 to 4 years	
Yes	NYPL		96th St Branch Library	112 East 96th St	Manhattan	4	13,615	Fair	< 2 years	
Yes	NYPL		Central Library - Stephen A. Schwartzman Building	476 5th Ave	Manhattan	4	661,428	Good	2 to 4 years	
No	DOE	M066	P.S. 66 - M Lang & Hear Imprv	421 East 88th St	Manhattan	5	56,145	Good	> 20 years	
No	DOE	M151	P.S. 151 - M	1763 1st Ave	Manhattan	5	244,249	Poor	> 20 years	
No	DOE	M158	P.S. 158 - M	1458 York Ave	Manhattan	5	102,068	Good	15 to 19 years	
No	DOE	M198	P.S. 198 - M	1700 3rd Ave	Manhattan	5	113,292	Poor	15 to 19 years	
No	DOE	M480	Julia Richman Edu. Complex - M	317 East 67th St	Manhattan	5	247,910	Between Fair and Poor	> 20 years	
No	DOT		Queensborough Bridge Ramp	1120-1138 2nd Ave	Manhattan	5	52,100	Unknown	Unknown	
No	NYPL		67th St Branch Library	328 East 67th St	Manhattan	5	13,788	Poor	15 to 19 years	
No	DPR		Asphalt Green Recreation Facility	1750 York Ave	Manhattan	5	56,000	Fair	> 20 years	
No	DPR		Gracie Mansion	97 East End Ave	Manhattan	5	15,000	Fair	15 to 19 years	
No	DPR		John Jay Park, Pool and Comfort Station	East 76th St at FDR Dr	Manhattan	5	10,800	Fair	15 to 19 years	
No	NYPL		Webster Branch Library	1465 York Ave	Manhattan	5	11,801	Fair	> 20 years	
Yes	DOE	M114	East Side Middle School - M	331 East 91st St	Manhattan	5	78,595	Good	> 20 years	
Yes	DOE	M183	P.S. 183 - M	419 East 66th St	Manhattan	5	45,516	Good	< 2 years	
Yes	DOE	M190	P.S. 290 - M	311 East 82nd St	Manhattan	5	85,066	Good	< 2 years	
Yes	DOE	M271	P.S./I.S. 217 - M	645 Main St	Manhattan	5	106,000	Good	2 to 4 years	

ROOF FINDINGS BY DISTRICT

SOLAR-READY STATUS	AGENCY	CAMPUS NAME	SITE	ADDRESS	BOROUGH	CITY COUNCIL DISTRICT	TOTAL BUILDING GROSS SQ. FT.	STRUCTURAL CONDITION	ROOF AGE	COMMENTS
Yes	DOE	M645	Manhattan Voc/Technical Hs - M	320 East 96th St	Manhattan	5	83,962	Good	5 to 9 years	
Yes	DCLA	Metropolitan Museum of Art	Metropolitan Museum of Art Storage	438-440 East 91st St	Manhattan	5	27,323	Good	5 to 9 years	
No	DCLA	AMNH	American Museum of Natural History	200 Central Park West	Manhattan	6	1,500,000	Between Good and Fair	> 20 years	
No	DCLA	Lincoln Center	David Geffen Hall	140 West 65th St	Manhattan	6	300,000	Between Good and Fair	> 20 years	
No	DCLA	Lincoln Center	David H. Koch Theater (Leased)	20 Lincoln Ctr	Manhattan	6	247,480	Between Good and Fair	15 to 19 years	
No	DCLA	Lincoln Center	Lincoln Center Garage/Plaza	West 65th St at Amsterdam Ave	Manhattan	6	200,000	Between Good and Fair	> 20 years	
No	DCLA	Metropolitan Museum of Art	Metropolitan Museum of Art	1000 5th Ave	Manhattan	6	2,153,282	Good	> 20 years	
No	DOE	M009	P.S. 9 - M	100 West 84th St	Manhattan	6	115,280	Good	10 to 14 years	
No	DOE	M084	P.S. 84 - M	32 West 92d St	Manhattan	6	115,280	Poor	10 to 14 years	
No	DOE	M087	P.S. 87 - M	160 West 78th St	Manhattan	6	89,966	Between Fair and Poor	15 to 19 years	
No	DOE	M490	Martin Luther King Jr H.S. - M	122 Amsterdam Ave	Manhattan	6	430,904	Fair	15 to 19 years	
No	DOE	M841	P.s. 811 (Old P148/Livings H.S.) - M	466 West End Ave	Manhattan	6	48,200	Between Fair and Poor	15 to 19 years	
No	FDNY		Ladder Co. 25 and Division 3	205 West 77th St	Manhattan	6	13,300	Unknown	15 to 19 years	
No	DCLA	Lincoln Center	Lincoln Center Garage (Rose Building - Leased)	70 Lincoln Center Plz	Manhattan	6	100,000	Unknown	Unknown	Parking garage
No	FDNY	Central Park Campus	Manhattan Co.	79th St Transverse Rd	Manhattan	6	13,465	Unknown	> 20 years	
No	DSNY		Manhattan 4, 4A, 7 District Garage; Salt	650 West 57th St	Manhattan	6	247,669	Unknown	Unknown	
No	DSNY		West 59th St MTS	12th Ave at West 59th St	Manhattan	6	85,099	Between Good and Fair	Unknown	
No	HPD		MTA Substat DRES	264 West 96th St	Manhattan	6	-	Unknown	Unknown	
No	NYPL		The Library for the Performing Arts	40 Lincoln Center Plz	Manhattan	6	138,384	Between Good and Fair	15 to 19 years	
No	NYPL		St. Agnes Branch Library	444 Amsterdam Ave	Manhattan	6	17,792	Fair	10 to 14 years	
No	DPR		Arsenal Building	830 5th Ave	Manhattan	6	39,904	Fair	15 to 19 years	
No	DPR		Central Park Lasker Rink and Pool	Central Park East Dr	Manhattan	6	11,000	Fair	> 20 years	
No	DPR		CPC 79th St Maintenance Yard	West 79th St Transverse	Manhattan	6	11,000	Fair	> 20 years	

ROOF FINDINGS BY DISTRICT

SOLAR-READY STATUS	AGENCY	CAMPUS NAME	SITE	ADDRESS	BOROUGH	CITY COUNCIL DISTRICT	TOTAL BUILDING GROSS SQ. FT.	STRUCTURAL CONDITION	ROOF AGE	COMMENTS
No	DPR		Manhattan Parks Shop and Garage	Mid Central Park at West 86th Transverse Rd	Manhattan	6	20,000	Fair	> 20 years	
No	DPR		North Meadow Recreation Center	Mid Central Park at 97th St Transverse	Manhattan	6	13,000	Fair	> 20 years	
No	DPR		Recreation Center 59	533 West 59th St	Manhattan	6	20,000	Fair	> 20 years	
No	DPR		Tavern on the Green	65th St at Central Park West	Manhattan	6	14,436	Fair	> 20 years	
No	DPR		Wollman Rink	Mid Central Park at 65th St	Manhattan	6	10,800	Fair	15 to 19 years	
Yes	NYPD	Central Park Campus	22nd Precinct	190 86th St Transverse Rd	Manhattan	6	21,700	Good	5 to 9 years	
Yes	DOE	M044	I.S. 44 - M	100 West 77th St	Manhattan	6	144,228	Good	< 2 years	
Yes	DOE	M075	P.S. 75 - M	735 West End Ave	Manhattan	6	155,944	Good	5 to 9 years	
Yes	DOE	M118	I.S. 118 - M	154 West 93rd St	Manhattan	6	152,068	Good	< 2 years	
Yes	DOE	M166	P.S. 166 - M	132 West 89th St	Manhattan	6	74,700	Between Good and Fair	5 to 9 years	
Yes	DOE	M191	P.S. 191 - M	210 West 61st St	Manhattan	6	76,698	Good	2 to 4 years	
Yes	DOE	M199	P.S. 199 - M	270 West 70th St	Manhattan	6	84,135	Good	< 2 years	
Yes	DCLA	Lincoln Center	Julliard School/Alice Tully Hall (Leased)	60 Lincoln Center Plz	Manhattan	6	360,120	Good	5 to 9 years	
Yes	DCLA	Lincoln Center	Metropolitan Opera House	Lincoln Center Plz	Manhattan	6	860,000	Good	2 to 4 years	
Yes	DCLA	Lincoln Center	Samuel B. & David Rose Building	70 Lincoln Center Plz	Manhattan	6	450,000	Good	2 to 4 years	
No	NYPD		24th Precinct	151 West 100th St	Manhattan	7	44,485	Unknown	10 to 14 years	
No	FDNY		Engine Co. 84 and Ladder Co. 34	513 West 161st St	Manhattan	7	11,792	Fair	10 to 14 years	
No	FDNY		Engine Co. 37 and Ladder Co. 40	415 West 125th St	Manhattan	7	11,778	Between Fair and Poor	> 20 years	
No	FDNY		Engine Co. 80 and Ladder Co. 23	503 West 139th St	Manhattan	7	10,667	Between Fair and Poor	15 to 19 years	
No	DEP	North River WPCP Campus	725 West 135th St	725 West 135th St	Manhattan	7	259,240	Unknown	Unknown	
No	NYPD		26th Precinct	520 West 126th St	Manhattan	7	36,856	Good	10 to 14 years	
No	NYPD		30th Precinct	451 West 151st St	Manhattan	7	32,764	Between Fair and Poor	10 to 14 years	
No	DOE	M004	P.S. 4 - M	500 West 160th St	Manhattan	7	107,000	Between Fair and Poor	15 to 19 years	

ROOF FINDINGS BY DISTRICT

SOLAR-READY STATUS	AGENCY	CAMPUS NAME	SITE	ADDRESS	BOROUGH	CITY COUNCIL DISTRICT	TOTAL BUILDING GROSS SQ. FT.	STRUCTURAL CONDITION	ROOF AGE	COMMENTS
No	DOE	M036	P.S. 36 - M	123 Morningside Dr	Manhattan	7	79,645	Good	15 to 19 years	
No	DOE	M043	J.H.S. 43 - M	509 West 129th St	Manhattan	7	76,174	Good	15 to 19 years	
No	DOE	M054	I.S. 54 - M	103 West 107th St	Manhattan	7	261,578	Good	10 to 14 years	
No	DOE	M125	P.S. 125 - M	425 West 123rd St	Manhattan	7	128,736	Fair	> 20 years	
No	DOE	M153	P.S. 153 - M	1750 Amsterdam Ave	Manhattan	7	140,169	Poor	> 20 years	
No	DOE	M163	P.S. 163 - M	163 West 97th St	Manhattan	7	73,000	Good	15 to 19 years	
No	DOE	M165	P.S. 165 - M	234 West 109th St	Manhattan	7	119,900	Poor	15 to 19 years	
No	DOE	M192	P.S. 192 - M	500 West 138th St	Manhattan	7	103,848	Poor	15 to 19 years	
No	DOE	M195	I.S. 195 - M (ECF)	625 West 133rd St	Manhattan	7	177,232	Between Fair and Poor	15 to 19 years	
No	DOE	M506	Edward Reynolds West Side H.S. - M	140 West 102nd St	Manhattan	7	77,580	Fair	15 to 19 years	
No	DEP	North River WPCP Campus	Final Tanks	Hudson River Greenway	Manhattan	7	351,568	Poor	> 20 years	
No	DEP	North River WPCP Campus	Main Building	Hudson River Greenway	Manhattan	7	259,240	Poor	> 20 years	
No	DEP	North River WPCP Campus	Aeration Tanks	Hudson River Greenway	Manhattan	7	205,840	Poor	> 20 years	
No	DEP	North River WPCP Campus	Preliminary Tanks	Hudson River Greenway	Manhattan	7	137,868	Poor	> 20 years	
No	DEP	North River WPCP Campus	Hypochlorite Tanks	Hudson River Greenway	Manhattan	7	87,120	Poor	> 20 years	
No	DEP	North River WPCP Campus	6 Digesters + 2 Gas Extractors	Hudson River Greenway	Manhattan	7	50,894	Poor	> 20 years	
No	DEP	North River WPCP Campus	12 Thickeners + 1 Sludge Storage Tank	Hudson River Greenway	Manhattan	7	35,343	Poor	> 20 years	
No	DSNY		W. 135th Marine Transfer Station	135th St & Hudson River	Manhattan	7	60,932	Poor	Unknown	
No	DOHMH		Riverside Health Center	160 West 100th St	Manhattan	7	43,877	Poor	2 to 4 years	
No	DOT		Storage Yard	672 West 158th St	Manhattan	7	61,000	Unknown	Unknown	

ROOF FINDINGS BY DISTRICT

SOLAR-READY STATUS	AGENCY	CAMPUS NAME	SITE	ADDRESS	BOROUGH	CITY COUNCIL DISTRICT	TOTAL BUILDING GROSS SQ. FT.	STRUCTURAL CONDITION	ROOF AGE	COMMENTS
No	DHS		Regent Hotel Shelter	2720 Broadway	Manhattan	7	102,275	Fair	> 20 years	
No	NYPL		Hamilton Grange Branch Library	503 West 145th St	Manhattan	7	20,403	Poor	15 to 19 years	
No	NYPL		Bloomingdale Branch Library (Leased) (Space)	160 West 100th St	Manhattan	7	20,381	Poor	15 to 19 years	
No	NYPL		George Bruce Branch Library	518 West 125th St	Manhattan	7	16,364	Fair	10 to 14 years	
No	NYPD		M.N. Task Force	520 West 126th St	Manhattan	7	36,856	Poor	10 to 14 years	
Yes	NYPD		Shop 9	675 West 158th St	Manhattan	7	94,200	Good	5 to 9 years	
Yes	DOE	M093	P.S./I.S. 210 - M	501-503 West 152nd St	Manhattan	7	75,241	Good	< 2 years	
Yes	DOE	M145	P.S. 145 - M	150 West 105th St	Manhattan	7	79,600	Good	5 to 9 years	
Yes	HHC		Lower Washington Heights NFCC Clinic	1721 Amsterdam Ave	Manhattan	7	70,000	Fair	5 to 9 years	
No	FDNY		Engine Co. 60 and Ladder Co. 17, Batt. 14	341 East 143rd St	Bronx	8	11,250	Between Fair and Poor	> 20 years	
No	HHC		Segundo Ruiz Belvis Diagnostic and Treatment Center	545 East 142nd St	Bronx	8	62,684	Between Fair and Poor	> 20 years	
No	HHC		Lincoln Detox Center Clinic (Substance Abuse Division)	349 East 140th St	Bronx	8	21,675	Fair	> 20 years	
No	DOE	X005	P.S. 5 - BX	564 Jackson Ave	Bronx	8	77,627	Between Good and Fair	15 to 19 years	
No	DOE	X025	P.S. 25 - BX	811 East 149th St	Bronx	8	60,200	Poor	15 to 19 years	
No	DOE	X030	P.S. 30 - BX	510 East 141st St	Bronx	8	96,750	Good	10 to 14 years	
No	DOE	X040	P.S. 179 - BX	468 East 140th St	Bronx	8	99,610	Good	15 to 19 years	
No	DOE	X043	P.S. 43 - BX	165 Brown Place	Bronx	8	48,000	Good	15 to 19 years	
No	DOE	X049	P.S. 49 - BX	383 East 139 St	Bronx	8	123,923	Poor	> 20 years	
No	DOE	X065	P.S. 65 - BX	677 East 141 St	Bronx	8	92,000	Good	15 to 19 years	
No	DOE	X073	P.S. 73 - BX	1020 Anderson Ave	Bronx	8	97,877	Poor	15 to 19 years	
No	DOE	X149	J.H.S. 149 - BX	360 East 145th St	Bronx	8	276,120	Between Fair and Poor	15 to 19 years	
No	DOE	X154	P.S. 154 - BX	333 East 135th St	Bronx	8	115,280	Between Fair and Poor	> 20 years	
No	DOE	X155	I.S. 155 - BX	470 Jackson Ave	Bronx	8	165,000	Between Fair and Poor	15 to 19 years	
No	DOE	X161	P.S. 161 - BX	620 Tinton Ave	Bronx	8	200,640	Poor	15 to 19 years	
No	DOE	X183	I.S. 203 - BX	339 Morris Ave	Bronx	8	161,570	Good	> 20 years	
No	DOE	X807	DISTRICT OFF # 7 - BX	501 Courtlandt Ave	Bronx	8	22,664	Between Fair and Poor	15 to 19 years	

ROOF FINDINGS BY DISTRICT

SOLAR-READY STATUS	AGENCY	CAMPUS NAME	SITE	ADDRESS	BOROUGH	CITY COUNCIL DISTRICT	TOTAL BUILDING GROSS SQ. FT.	STRUCTURAL CONDITION	ROOF AGE	COMMENTS
No	DOE	X855	P.S. 30 ANNEX - BX	577 East 139th St	Bronx	8	91,314	Good	> 20 years	
No	DCAS		Bronx County Courthouse	851 Grand Concourse	Bronx	8	550,000	Fair	10 to 14 years	
No	DHS		Transitional Housing Office	346 Powers Ave	Bronx	8	72,000	Between Good and Fair	10 to 14 years	
No	HRA		Hunt Point Multi Service Center	630 Jackson Ave	Bronx	8	36,716	Fair	10 to 14 years	
No	NYPL		Mott Haven Branch Library	321 East 140th St	Bronx	8	16,020	Good	10 to 14 years	
No	DPR		Mill Pond Park Power House	1 East 150th St	Bronx	8	26,978	Fair	5 to 9 years	Green Roof
No	FDNY		EMS 10	1918 1st Ave	Manhattan	8	105,650	Good	10 to 14 years	Tennis court on roof
No	DCAS		1680 Lexington Ave - DCAS (Space)	1680 Lexington Ave	Manhattan	8	24,556	Unknown	Unknown	
No	FDNY		Engine Co. 91	242 East 111th St	Manhattan	8	12,298	Fair	15 to 19 years	
No	FDNY		Engine Co. 35 and Ladder Co. 14, Batt. 12	2282 3rd Ave	Manhattan	8	10,900	Between Fair and Poor	15 to 19 years	
No	NYPD		Randall's Island St Crime Unit	1 Randall's Island	Manhattan	8	25,000	Between Good and Fair	Unknown	
No	DEP	Wards Island WPCP Campus	Cake Storage	7 Wards Island	Manhattan	8	50,625	Unknown	> 20 years	
No	DEP	Wards Island WPCP Campus	E Battery Control	7 Wards Island	Manhattan	8	18,000	Unknown	10 to 14 years	
No	DOE	M007	P.S. 7 - M	160 East 120th St	Manhattan	8	297,421	Fair	> 20 years	
No	DOE	M013	J.H.S. 13 - M	1573 Madison Ave	Manhattan	8	168,000	Between Fair and Poor	15 to 19 years	
No	DOE	M045	J.H.S. 45 - M	2351 1st Ave	Manhattan	8	220,800	Good	15 to 19 years	
No	DOE	M050	P.S. 50 - M (UDC & ECF)	433 East 100th St	Manhattan	8	88,300	Between Fair and Poor	> 20 years	
No	DOE	M057	P.S. 57 - M	176 East 115th St	Manhattan	8	98,500	Between Fair and Poor	> 20 years	
No	DEP	Wards Island WPCP Campus	Hypo Facility	7 Wards Island	Manhattan	8	67,944	Unknown	> 20 years	
No	DOE	M072	P.S. 72 - M	131 East 104th St	Manhattan	8	104,643	Good	15 to 19 years	
No	DOE	M083	P.S. 83 - M	219 East 109th St	Manhattan	8	84,500	Good	10 to 14 years	
No	DOE	M096	P.S. 96 - M	216 East 120th St	Manhattan	8	117,600	Good	15 to 19 years	

ROOF FINDINGS BY DISTRICT

SOLAR-READY STATUS	AGENCY	CAMPUS NAME	SITE	ADDRESS	BOROUGH	CITY COUNCIL DISTRICT	TOTAL BUILDING GROSS SQ. FT.	STRUCTURAL CONDITION	ROOF AGE	COMMENTS
No	DOE	M101	P.S. 101 - M	141 East 111st St	Manhattan	8	116,560	Between Fair and Poor	15 to 19 years	
No	DOE	M102	P.S. 102 - M	315 East 113rd St	Manhattan	8	69,000	Between Good and Fair	15 to 19 years	
No	DOE	M107	The Heritage H.S. - M	1680 Lexington Ave	Manhattan	8	61,030	Fair	15 to 19 years	
No	DOE	M108	P.S.108 - M	1615 Madison Ave	Manhattan	8	116,500	Between Good and Fair	15 to 19 years	
No	DOE	M117	J.H.S. 117 - M	240 East 109th St	Manhattan	8	170,000	Between Fair and Poor	15 to 19 years	
No	DOE	M146	P.S. 146 - M	421 East 106th St	Manhattan	8	93,300	Fair	15 to 19 years	
No	DOE	M155	P.S. 155 - M	319 East 117th St	Manhattan	8	91,267	Good	10 to 14 years	
No	DOE	M171	P.S. 171 - M	19 East 103rd St	Manhattan	8	95,993	Poor	> 20 years	
No	DOE	M495	Park East - M	234 East 105th St	Manhattan	8	38,839	Good	10 to 14 years	
No	DEP	Wards Island WPCP Campus	Marine Building	7 Wards Island	Manhattan	8	20,000	Unknown	> 20 years	
No	DEP	Wards Island WPCP Campus	Old Administration Bldg	7 Wards Island	Manhattan	8	12,720	Unknown	> 20 years	
No	DEP	Wards Island WPCP Campus	Pump And Blower	7 Wards Island	Manhattan	8	46,324	Unknown	> 20 years	
No	DEP	Wards Island WPCP Campus	#6 Aeration Tanks: A1	7 Wards Island	Manhattan	8	378,000	Poor	> 20 years	
No	DEP	Wards Island WPCP Campus	#5 Final Tanks	7 Wards Island	Manhattan	8	249,923	Poor	> 20 years	
No	DEP	Wards Island WPCP Campus	#10 Digester	7 Wards Island	Manhattan	8	141,043	Poor	> 20 years	
No	DEP	Wards Island WPCP Campus	#8 Primary Tanks	7 Wards Island	Manhattan	8	118,655	Poor	> 20 years	
No	DEP	Wards Island WPCP Campus	Dewatering	7 Wards Island	Manhattan	8	110,000	Poor	> 20 years	
No	DEP	Wards Island WPCP Campus	#7 Aeration Tanks: A2	7 Wards Island	Manhattan	8	80,224	Poor	> 20 years	

ROOF FINDINGS BY DISTRICT

SOLAR-READY STATUS	AGENCY	CAMPUS NAME	SITE	ADDRESS	BOROUGH	CITY COUNCIL DISTRICT	TOTAL BUILDING GROSS SQ. FT.	STRUCTURAL CONDITION	ROOF AGE	COMMENTS
No	DEP	Wards Island WPCP Campus	#4 Hypo Tanks	7 Wards Island	Manhattan	8	67,944	Poor	> 20 years	
No	DEP	Wards Island WPCP Campus	#17 Cake Storage	7 Wards Island	Manhattan	8	50,625	Poor	> 20 years	
No	DEP	Wards Island WPCP Campus	#9 Pump & Blower House	7 Wards Island	Manhattan	8	46,324	Poor	> 20 years	
No	DEP	Wards Island WPCP Campus	#3 Dewatering: A1	7 Wards Island	Manhattan	8	39,839	Poor	> 20 years	
No	DEP	Wards Island WPCP Campus	#32 Bronx Grit Chamber	7 Wards Island	Manhattan	8	37,000	Poor	> 20 years	
No	DEP	Wards Island WPCP Campus	#33 Manhattan Grit Chamber	7 Wards Island	Manhattan	8	30,000	Poor	> 20 years	
No	DEP	Wards Island WPCP Campus	Sludge Storage Tank	7 Wards Island	Manhattan	8	25,000	Fair	> 20 years	
No	DEP	Wards Island WPCP Campus	#34 Sludge Storage	7 Wards Island	Manhattan	8	25,000	Poor	> 20 years	
No	DEP	Wards Island WPCP Campus	#21 Marine Building	7 Wards Island	Manhattan	8	20,000	Poor	> 20 years	
No	DEP	Wards Island WPCP Campus	#22 "E" Battery Gallery	7 Wards Island	Manhattan	8	18,000	Between Good and Fair	10 to 14 years	
No	DEP	Wards Island WPCP Campus	#24 Residuals Building	7 Wards Island	Manhattan	8	17,500	Poor	> 20 years	
No	DEP	Wards Island WPCP Campus	#31 Old Administration Bldg	7 Wards Island	Manhattan	8	12,720	Poor	> 20 years	
No	DEP	Wards Island WPCP Campus	Dewatering: A3	7 Wards Island	Manhattan	8	12,344	Poor	> 20 years	
No	DEP	Wards Island WPCP Campus	Dewatering: A2	7 Wards Island	Manhattan	8	11,286	Poor	> 20 years	

ROOF FINDINGS BY DISTRICT

SOLAR-READY STATUS	AGENCY	CAMPUS NAME	SITE	ADDRESS	BOROUGH	CITY COUNCIL DISTRICT	TOTAL BUILDING GROSS SQ. FT.	STRUCTURAL CONDITION	ROOF AGE	COMMENTS
No	DEP	Wards Island WPCP Campus	Residuals Handling	7 Wards Island	Manhattan	8	17,500	Unknown	> 20 years	
No	DCAS		Harlem Courthouse	170 East 121st St	Manhattan	8	25,700	Fair	> 20 years	
No	DCLA		Museum of the City of New York	1220 5th Ave	Manhattan	8	113,915	Good	2 to 4 years	
No	DSNY		Manhattan 11 District Garage	343 East 99th St	Manhattan	8	37,000	Poor	Unknown	
No	DCLA		El Museo Del Barrio	1230 5th Ave	Manhattan	8	37,826	Between Fair and Poor	Unknown	
No	DHS		Clarke Thomas Building	121 Hell Gate Circle, Ward's Island	Manhattan	8	30,500	Unknown	Unknown	
No	DHS		Help USA Support Employment Center	111 Sunken Garden Loop	Manhattan	8	90,010	Fair	15 to 19 years	
No	DHS		Keener Assessment Shelter	64 Sunken Garden Loop	Manhattan	8	78,500	Unknown	Unknown	
No	DHS		Schwartz Homeless Shelter	65 Charles Gay Loop	Manhattan	8	57,430	Unknown	Unknown	
No	DHS		HS Cottage 2	125 Sunken Garden Loop	Manhattan	8	14,500	Fair	15 to 19 years	
No	DHS		HS Cottage 4	127 Sunken Garden Loop	Manhattan	8	12,100	Fair	15 to 19 years	
No	DHS		HS Cottage 1	124 Sunken Garden Loop	Manhattan	8	11,500	Fair	15 to 19 years	
No	DHS		HS Cottage 3	126 Sunken Garden Loop	Manhattan	8	11,500	Fair	15 to 19 years	
No	HRA		East Harlem Multi Service Center	413 East 120th St	Manhattan	8	93,441	Fair	15 to 19 years	
No	DPR		Icahn Stadium	20 Randall's Island	Manhattan	8	26,000	Fair	10 to 14 years	
No	NYPL		Aguilar Branch Library	174 East 110th St	Manhattan	8	13,126	Fair	15 to 19 years	
No	NYPD		Harbor Unit Launch	14Th Ave At Powells Cove Blvd	Queens	8	18,300	Between Good and Fair	Unknown	
Yes	DHS		Emergency Assistance Unit (EAU)	151 East 151st St	Bronx	8	76,743	Good	5 to 9 years	
Yes	NYPD		40th Precinct	257 Alexander Ave	Bronx	8	10,296	Good	10 to 14 years	
Yes	DHS		Jackson Family Residence	691 East 138th St	Bronx	8	72,000	Good	5 to 9 years	
Yes	DOE	X027	P.S. 277 - BX	519 St Anns Ave	Bronx	8	71,750	Good	2 to 4 years	
Yes	DOE	X062	P.S. 62 - BX	660 Fox St	Bronx	8	57,900	Good	5 to 9 years	
Yes	DHS		University Ave Family Residences	1041 University Ave	Bronx	8	99,975	Good	< 2 years	
Yes	DPR		St. Mary's Recreation Center and Indoor Pool	450 St Anns Ave	Bronx	8	56,125	Between Good and Fair	5 to 9 years	Cool roof

ROOF FINDINGS BY DISTRICT

SOLAR-READY STATUS	AGENCY	CAMPUS NAME	SITE	ADDRESS	BOROUGH	CITY COUNCIL DISTRICT	TOTAL BUILDING GROSS SQ. FT.	STRUCTURAL CONDITION	ROOF AGE	COMMENTS
Yes	DHS	Jennie A. Clarke Residence Campus	Jennie A. Clarke Residence	179 East 100th St	Manhattan	8	21,870	Good	< 2 years	
Yes	DOE	M099	J.H.S. 99 - M	410 East 100th St	Manhattan	8	115,365	Good	2 to 4 years	
Yes	DOE	M435	Manhattan Ctr. for Math & Science - M	280 Pleasant Ave	Manhattan	8	285,012	Good	< 2 years	
Yes	DOE	M646	Cooperative Technical H.S. - M	321 East 96th St	Manhattan	8	94,000	Good	2 to 4 years	
Yes	DPR		Thomas Jefferson Recreation Center	2180 1st Ave	Manhattan	8	23,357	Good	2 to 4 years	Cool roof
Yes	DFTA		Leonardo Coverio Senior Center	312 East 109th St	Manhattan	8	22,978	Good	5 to 9 years	
Yes	DOHMH		East Harlem Health Center	158 East 115th St	Manhattan	8	47,349	Good	5 to 9 years	
Yes	DOHMH		Animal Shelter - Manhattan	326 East 110th St	Manhattan	8	14,077	Good	5 to 9 years	
Yes	NYPL		125th St Branch Library	224 East 125th St	Manhattan	8	14,013	Fair	< 2 years	
No	FDNY		Engine Co. 69 and Ladder Co. 28, Batt. 16	248 West 143rd St	Manhattan	9	11,250	Between Fair and Poor	15 to 19 years	
No	HHC		Henry J. Carter Hospital - Skilled Nursing Facility	1752 Park Ave	Manhattan	9	128,734	Good	15 to 19 years	
No	HHC		Sydenham Health Center	264 West 118th St	Manhattan	9	21,081	Poor	> 20 years	
No	NYPD		25th Precinct	120 East 119th St	Manhattan	9	62,500	Good	10 to 14 years	
No	NYPD		28th Precinct	2271-89 8th Ave	Manhattan	9	37,160	Between Fair and Poor	10 to 14 years	
No	HHC	Harlem Hospital Center Campus	Martin Luther King Pavilion	506 Lenox Ave	Manhattan	9	667,100	Fair	> 20 years	
No	HHC	Harlem Hospital Center Campus	Women's Pavilion	15 West 136th St	Manhattan	9	165,900	Poor	> 20 years	
No	HHC	Harlem Hospital Center Campus	Ronald H. Brown Ambulatory Care Pavilion	46 West 137th St	Manhattan	9	127,800	Poor	> 20 years	
No	HHC	Harlem Hospital Center Campus	Kountz Pavilion	3-13 West 136th St	Manhattan	9	121,000	Fair	> 20 years	
No	DOE	M010	I.S. 10 - M (Tandem P.S. 200-M)	2581 Adam Clayton Powell Blvd	Manhattan	9	267,565	Fair	10 to 14 years	

ROOF FINDINGS BY DISTRICT

SOLAR-READY STATUS	AGENCY	CAMPUS NAME	SITE	ADDRESS	BOROUGH	CITY COUNCIL DISTRICT	TOTAL BUILDING GROSS SQ. FT.	STRUCTURAL CONDITION	ROOF AGE	COMMENTS
No	DOE	M030	P.S. 30 - M	144-176 East 128th St	Manhattan	9	130,105	Between Fair and Poor	15 to 19 years	
No	DOE	M046	P.S. 46 - M	2987 Frederick Douglass Blvd	Manhattan	9	91,650	Good	15 to 19 years	
No	DOE	M076	P.S. 76 - M	220 West 121st St	Manhattan	9	64,372	Fair	15 to 19 years	
No	DOE	M088	I.S. 88 - M/Wadleigh H.S.	215 West 114th St	Manhattan	9	131,938	Between Fair and Poor	15 to 19 years	
No	DOE	M113	P.S. 113 - M	240 West 113rd St	Manhattan	9	91,620	Poor	> 20 years	
No	DOE	M129	P.S. 129 - M	425 West 130th St	Manhattan	9	99,300	Fair	10 to 14 years	
No	DOE	M133	P.S. 133 - M	2121 5th Ave	Manhattan	9	70,800	Poor	15 to 19 years	
No	DOE	M161	P.S. 161 - M	499 West 133rd St	Manhattan	9	107,745	Between Fair and Poor	> 20 years	
No	DOE	M175	P.S. 175 - M (P175M-SIE VII)	175 West 134th St	Manhattan	9	219,780	Fair	15 to 19 years	
No	DOE	M180	P.S. 180 - M	370 West 120th St	Manhattan	9	77,512	Between Fair and Poor	15 to 19 years	
No	DOE	M194	P.S. 194 - M	244 West 144th St	Manhattan	9	74,444	Between Fair and Poor	15 to 19 years	
No	DOE	M207	P.S. 149 - M (Tandem M207 03)	41 West 117th St	Manhattan	9	107,025	Good	Unknown	
No	DOE	M208	P.S. 185 - M Tandem M208 03	20 West 112nd St	Manhattan	9	144,225	Poor	15 to 19 years	
No	DOE	M808	CSE 3 (Region 10) - M	133 Morningside Ave	Manhattan	9	124,576	Between Good and Fair	10 to 14 years	
No	DOE	M911	Continuing Education H.S. - M	22 East 128th St	Manhattan	9	51,500	Good	15 to 19 years	
No	DEP		Manhattan Sewer Maintenance Yard	886 St Nicholas Ave	Manhattan	9	16,779	Unknown	Unknown	
No	DHS		Harlem 1 Men's Shelter	2960 Frederick Douglass Blvd	Manhattan	9	41,446	Unknown	Unknown	
No	HRA		Help Harbor Transitional Housing Site I	127 West 127th St	Manhattan	9	134,468	Between Good and Fair	Unknown	
No	HRA		Help Harbor Transitional Housing Site II	126 West 127th St	Manhattan	9	95,000	Between Good and Fair	Unknown	
No	HRA		Domestic Violence (Leased) (Space)	11-13 West 137th St	Manhattan	9	14,514	Unknown	Unknown	
No	NYPL		Countee Cullen Branch Library	104 West 136th St	Manhattan	9	23,345	Poor	15 to 19 years	
No	NYPL		115th St Branch Library	203 West 115th St	Manhattan	9	14,080	Poor	15 to 19 years	
No	DPR		Jackie Robinson Park Pool and Rec Center	Bradhurst Ave At 146th St	Manhattan	9	30,000	Fair	> 20 years	
No	DPR		Pelham Fritz Recreation Center	122nd St at Mt Morris Park West	Manhattan	9	14,000	Between Good and Fair	10 to 14 years	
No	NYPL		Harlem Branch Library	9 West 124th St	Manhattan	9	13,058	Poor	15 to 19 years	
Yes	DHS		East 119th St Veterans Residence	22 East 119th St	Manhattan	9	65,510	Good	5 to 9 years	

ROOF FINDINGS BY DISTRICT

SOLAR-READY STATUS	AGENCY	CAMPUS NAME	SITE	ADDRESS	BOROUGH	CITY COUNCIL DISTRICT	TOTAL BUILDING GROSS SQ. FT.	STRUCTURAL CONDITION	ROOF AGE	COMMENTS
Yes	NYPD		32nd Precinct	250 West 135th St	Manhattan	9	26,255	Good	10 to 14 years	
Yes	DOE	M079	P.S. 79 - M (Mult Handicap)	55 East 120th St	Manhattan	9	97,500	Good	2 to 4 years	
Yes	DOE	M081	Mid Manht Adult Trng Ctr - M	212 West 120th St	Manhattan	9	76,794	Between Good and Fair	5 to 9 years	
Yes	DOE	M123	P.S. 123 - M	301 West 140th St	Manhattan	9	125,048	Good	< 2 years	
Yes	DOE	M136	I.S. 136 - M	6 Edgecombe Ave	Manhattan	9	119,370	Good	2 to 4 years	
Yes	DOE	M197	P.S. 197 - M	2230 5th Ave	Manhattan	9	100,200	Fair	2 to 4 years	
Yes	DOE	M540	A. Phillip Randolph Campus - M	443 West 135th St	Manhattan	9	178,452	Good	5 to 9 years	
Yes	DPR		Hansborough Pool and Recreation Center	35 West 134th St	Manhattan	9	38,000	Good	2 to 4 years	Cool roof
Yes	DPR		Marcus Garvey Park Pool	124th St at 5th Ave	Manhattan	9	22,800	Between Good and Fair	5 to 9 years	
Yes	HHC		Henry J. Carter Hospital	1879 Madison Ave	Manhattan	9	276,398	Good	2 to 4 years	
Yes	NYPL		Schomburg Black History Library (Old Building)	103 West 135th St	Manhattan	9	40,000	Fair	< 2 years	
Yes	NYPL		Schomburg Center/Research in Black Culture (New)	515 Malcolm X Blvd	Manhattan	9	69,924	Fair	< 2 years	
No	NYPD		34th Precinct	4295 Broadway	Manhattan	10	26,697	Unknown	10 to 14 years	
No	NYPD		33rd Precinct	2207 Amsterdam Ave	Manhattan	10	52,207	Good	15 to 19 years	
No	DCLA	Metropolitan Museum of Art	The Cloisters	799 Fort Washington Ave	Manhattan	10	70,000	Fair	> 20 years	
No	FDNY		Engine Co. 93, Ladder Co. 45 and Batt. 13	515 West 181st St	Manhattan	10	21,883	Unknown	10 to 14 years	
No	DOE	M008	P.S. 8 - M	465 West 167th St	Manhattan	10	79,000	Between Fair and Poor	> 20 years	
No	DOE	M048	P.S. 48 - M	4360 Broadway	Manhattan	10	109,258	Poor	Unknown	
No	DOE	M052	I.S. 52 - M	650 Academy St	Manhattan	10	162,400	Good	10 to 14 years	
No	DOE	M090	I.S. 90 - M	21 Jumel Place	Manhattan	10	195,000	Between Good and Fair	> 20 years	
No	DOE	M098	P.S. 98 - M	512 West 212nd St	Manhattan	10	201,756	Good	15 to 19 years	
No	DOE	M132	P.S. 132 - M	185 Wadsworth Ave	Manhattan	10	83,087	Good	15 to 19 years	
No	DOE	M152	P.S. 152 - M	93 Nagle Ave	Manhattan	10	116,936	Between Good and Fair	10 to 14 years	
No	DOE	M164	I.S. 164 - M	401 West 164th St	Manhattan	10	97,194	Between Fair and Poor	15 to 19 years	
No	DOE	M173	P.S. 173 - M	306 Fort Washington Ave	Manhattan	10	128,343	Between Good and Fair	15 to 19 years	

ROOF FINDINGS BY DISTRICT

SOLAR-READY STATUS	AGENCY	CAMPUS NAME	SITE	ADDRESS	BOROUGH	CITY COUNCIL DISTRICT	TOTAL BUILDING GROSS SQ. FT.	STRUCTURAL CONDITION	ROOF AGE	COMMENTS
No	DOE	M176	P.S./I.S. 176 - M	4862 Broadway	Manhattan	10	85,712	Between Fair and Poor	15 to 19 years	
No	DOE	M187	P.S./I.S. 187 - M	349 Cabrini Boulevard	Manhattan	10	61,062	Between Good and Fair	10 to 14 years	
No	DOE	M189	P.S. 189 - M	2580 Amsterdam Ave	Manhattan	10	131,863	Poor	15 to 19 years	
No	DOE	M218	I.S. 218 - M	4600 Broadway	Manhattan	10	150,191	Between Fair and Poor	> 20 years	
No	DOE	M465	George Washington - M	549 Audubon Ave	Manhattan	10	330,000	Between Fair and Poor	15 to 19 years	
No	DOE	M847	P.S. 152 - M	93 Nagle Ave.	Manhattan	10	11,000	Poor	15 to 19 years	
No	DSNY		Bronx 7 & Bronx 8 & Manhattan 8 District Garage Campus	423 West 215th St	Manhattan	10	58,400	Between Fair and Poor	Unknown	
No	DSNY		Manhattan 12 District Garage	301 West 215th St	Manhattan	10	89,267	Between Fair and Poor	Unknown	
No	DSNY		Manhattan 8 Garage	341 West 215th St	Manhattan	10	56,830	Poor	Unknown	
No	DHS		Fort Washington Armory-Shelter (Project Renewal)	216 Ft Washington Ave	Manhattan	10	249,473	Fair	15 to 19 years	
No	NYPL		Washington Heights Branch Library	1000 St. Nicholas Ave	Manhattan	10	17,497	Fair	15 to 19 years	
No	NYPL		Inwood Branch Library	4790 Broadway	Manhattan	10	17,334	Poor	> 20 years	
No	NYPL		Fort Washington Branch Library	535 West 179th St	Manhattan	10	15,158	Poor	> 20 years	
Yes	DOE	M005	P.S. 5 - M	3703 10th Ave	Manhattan	10	93,233	Good	< 2 years	
Yes	DOE	M115	P.S. 115 - M	586 West 177th St	Manhattan	10	92,462	Good	2 to 4 years	
Yes	DOE	M128	P.S. 128 - M	560 West 169th St	Manhattan	10	77,712	Between Good and Fair	5 to 9 years	
Yes	DOE	M178	P.S. 178 - M	12-18 Ellwood St	Manhattan	10	45,960	Good	2 to 4 years	
Yes	DOE	M263	Washington Heights Academy	202 Sherman Ave	Manhattan	10	82,200	Good	2 to 4 years	
Yes	DOE	M528	P.S. 528 - M	180 Wadsworth Ave	Manhattan	10	17,528	Good	2 to 4 years	
Yes	DOE	M876	Gregorio Luperon H.s. - M	2120 Amsterdam Ave	Manhattan	10	71,783	Good	5 to 9 years	
Yes	DPR		Highbridge Recreation Center	2275 Amsterdam Ave	Manhattan	10	30,054	Between Good and Fair	5 to 9 years	Cool roof
Yes	DPR		J Hood Wright Park Recreation Center	351 Fort Washington Ave	Manhattan	10	10,500	Between Good and Fair	5 to 9 years	
Yes	DOT		Harlem River Bridge Shop	300 West 206th St	Manhattan	10	40,074	Between Good and Fair	10 to 14 years	
No	NYPD		50th Precinct	3450 Kingsbridge Ave	Bronx	11	47,097	Unknown	10 to 14 years	
No	HHC		North Central Bronx Hospital	3424 Kossuth Ave	Bronx	11	797,600	Good	> 20 years	
No	DCLA	Wave Hill	Wave Hill Museum Building	675 West 252nd St	Bronx	11	43,025	Fair	> 20 years	

ROOF FINDINGS BY DISTRICT

SOLAR-READY STATUS	AGENCY	CAMPUS NAME	SITE	ADDRESS	BOROUGH	CITY COUNCIL DISTRICT	TOTAL BUILDING GROSS SQ. FT.	STRUCTURAL CONDITION	ROOF AGE	COMMENTS
No	DCLA	Wave Hill	Wave Hill House	675 Independence Ave	Bronx	11	24,055	Fair	> 20 years	
No	DCLA	Wave Hill	Glyndor House	675 Independence Ave	Bronx	11	14,362	Fair	> 20 years	
No	ACS		Bronx RC	170 East 210th St	Bronx	11	27,000	Between Good and Fair	5 to 9 years	
No	DOE	X008	P.S. 8 - BX	3010 Briggs Ave	Bronx	11	60,960	Good	10 to 14 years	
No	DOE	X019	P.S. 19 - BX	4318 Katonah Ave	Bronx	11	36,398	Poor	> 20 years	
No	DOE	X037	P.S. 37 - BX	360 West 230th St	Bronx	11	69,000	Poor	> 20 years	
No	DOE	X056	P.S. 56 - BX	341 East 207th St	Bronx	11	54,088	Good	15 to 19 years	
No	DOE	X081	P.S. 81 - BX	5550 Riverdale Ave	Bronx	11	45,060	Poor	> 20 years	
No	DOE	X086	P.S. 86 - BX	2756 Reservoir Ave	Bronx	11	110,000	Fair	10 to 14 years	
No	DOE	X141	I.S. 141 - BX	660 West 237th St	Bronx	11	285,373	Between Fair and Poor	> 20 years	
No	DOE	X340	P.S. 340 - BX	25 Wesr 195th St	Bronx	11	52,680	Between Fair and Poor	15 to 19 years	
No	DOE	X368	M.S./H.S. 368 - BX	2975 Tibbett Ave	Bronx	11	168,000	Good	15 to 19 years	
No	DOE	X430	Walton H.S. - BX	2780 Reservoir Ave	Bronx	11	241,000	Poor	15 to 19 years	
No	DOE	X852	Bronx Dance Academy	3617 Bainbridge Ave	Bronx	11	33,705	Good	10 to 14 years	
No	DOE	X868	P.S. 86 Minischool - BX	2756 Reservoir Ave	Bronx	11	11,000	Poor	> 20 years	
No	DEP		North Bronx Yard and Reservoir HQ	411 East 203rd St	Bronx	11	16,200	Unknown	Unknown	
No	DPR		Arthur Ross Nursery	Nursery Rd At Van Cortlandt Park East	Bronx	11	15,000	Fair	> 20 years	
No	DPR		Van Cortlandt Park Pool	Broadway at West 242nd St	Bronx	11	10,000	Fair	> 20 years	
No	NYPL		Kingsbridge Library	291 West 231st St	Bronx	11	12,625	Good	< 2 years	
No	NYPL		Mosholu Branch Library	285 East 205th St	Bronx	11	10,285	Fair	Unknown	
Yes	NYPD		52nd Precinct	3016 Webster Ave	Bronx	11	18,746	Good	5 to 9 years	
Yes	DOE	X007	P.S. 7 - BX	3201 Kingsbridge Ave	Bronx	11	112,045	Good	2 to 4 years	
Yes	DOE	X020	P.S./M. S. 20 - BX	3050 Webster Ave	Bronx	11	119,945	Good	2 to 4 years	
Yes	DOE	X080	J.H.S. 80 - BX	149 East Mosholu Pkwy North	Bronx	11	135,000	Good	5 to 9 years	
Yes	DOE	X094	P.S. 94 - BX	3530 Kings College Place	Bronx	11	52,981	Good	2 to 4 years	
Yes	DOE	X095	P.S. 95 - BX	3961 Hillman Ave	Bronx	11	171,920	Between Good and Fair	5 to 9 years	

ROOF FINDINGS BY DISTRICT

SOLAR-READY STATUS	AGENCY	CAMPUS NAME	SITE	ADDRESS	BOROUGH	CITY COUNCIL DISTRICT	TOTAL BUILDING GROSS SQ. FT.	STRUCTURAL CONDITION	ROOF AGE	COMMENTS
Yes	DOE	X916	P.S. 16 - BX	4550 Carpenter Ave	Bronx	11	44,000	Good	5 to 9 years	
Yes	DEP		Croton Water Treatment Plant	3701 Jerome Ave	Bronx	11	13,000	Good	2 to 4 years	
No	NYPD		47th Precinct	4111 Laconia Ave	Bronx	12	34,700	Unknown	10 to 14 years	
No	ACS		1250 East 229 St	1250 East 229th St	Bronx	12	45,482	Good	Unknown	
No	DOE	X041	P.S. 41 - BX	3352 Olinville Ave	Bronx	12	71,400	Good	> 20 years	
No	DOE	X068	P.S. 68 - BX	4011 Monticello Ave	Bronx	12	48,888	Good	15 to 19 years	
No	DOE	X078	P.S. 78 - BX	1400 Needham Ave	Bronx	12	76,200	Good	15 to 19 years	
No	DOE	X103	P.S. 103 - BX	4125 Carpenter Ave	Bronx	12	60,655	Between Fair and Poor	5 to 9 years	
No	DOE	X111	P.S. 111 - BX	3740 Baychester Ave	Bronx	12	181,092	Between Fair and Poor	15 to 19 years	
No	DOE	X142	I.S. 142 - BX	3750 Baychester Ave	Bronx	12	285,373	Good	15 to 19 years	
No	DOE	X153	P.S. 153 - BX	650 Baychester Ave	Bronx	12	94,000	Between Fair and Poor	10 to 14 years	
No	DOE	X160	P.S. 160 - BX	4140 Hutchinson River Pk	Bronx	12	112,800	Good	15 to 19 years	
No	DOE	X178	P.S. 178 - BX	850 Baychester Ave	Bronx	12	95,000	Good	10 to 14 years	
No	DOE	X180	I.S. 180 - BX	700 Baychester Ave	Bronx	12	150,000	Good	10 to 14 years	
No	DOE	X455	Harry S. Truman H.S. - BX	750 Baychester Ave	Bronx	12	528,000	Between Fair and Poor	15 to 19 years	
No	DCAS		Bronx Neighborhood Building	4101 White Plains Rd	Bronx	12	17,364	Poor	Unknown	
No	DSNY		Bronx 12 District Garage	1643 East 233rd St	Bronx	12	115,996	Between Fair and Poor	Unknown	
Yes	DOE	X076	P.S. 76 - BX	900 Adeo Ave	Bronx	12	80,173	Good	5 to 9 years	
Yes	DOE	X087	P.S. 87 - BX	1935 Bussing Ave	Bronx	12	45,654	Between Good and Fair	5 to 9 years	
Yes	DOE	X112	P.S. 112 - BX	1925 Schiefelin Ave	Bronx	12	143,260	Good	2 to 4 years	
Yes	DOE	X113	I.S. 113 - BX	3710 Barnes Ave	Bronx	12	198,360	Between Good and Fair	5 to 9 years	
Yes	DOE	X169	The Willie Ella Paschal Bowman	3500 Edson Ave	Bronx	12	47,238	Good	5 to 9 years	
Yes	DOE	X189	P.S./I.S. 189 - BX	3441 Steenwick Ave	Bronx	12	125,143	Fair	5 to 9 years	
Yes	NYPL		Wakefield Branch Library	4100 Lowerre Place	Bronx	12	10,743	Good	5 to 9 years	
Yes	DOE	X021	P.S. 21 - BX	715 East 225th St	Bronx	12	54,792	Good	5 to 9 years	
No	NYPD		49th Precinct	2121 Eastchester Rd	Bronx	13	31,070	Between Fair and Poor	10 to 14 years	

ROOF FINDINGS BY DISTRICT

SOLAR-READY STATUS	AGENCY	CAMPUS NAME	SITE	ADDRESS	BOROUGH	CITY COUNCIL DISTRICT	TOTAL BUILDING GROSS SQ. FT.	STRUCTURAL CONDITION	ROOF AGE	COMMENTS
No	NYPD		45th Precinct	2877 Barkley Ave	Bronx	13	26,300	Between Fair and Poor	Unknown	
No	HHC	Jacobi Medical Center Campus	Jacobi Medical Center	1400 Pelham Pkwy South	Bronx	13	2,117,244	Good	15 to 19 years	
No	HHC	Jacobi Medical Center Campus	Jacobi Medical Center Staff Residence	1900 Seminole Ave	Bronx	13	55,300	Fair	15 to 19 years	
No	DOE	X071	P.S. 71 - BX	3040 Roberts Ave	Bronx	13	113,500	Poor	> 20 years	
No	DOE	X083	P.S. 83 - BX	950 Rhinelander Ave	Bronx	13	91,225	Good	10 to 14 years	
No	DOE	X101	I.S. 101 - BX	2750 Lafayette Ave	Bronx	13	103,712	Poor	15 to 19 years	
No	DOE	X105	P.S. 105 - BX	725 Brady Ave	Bronx	13	88,341	Fair	15 to 19 years	
No	DOE	X175	P.S. 175 - BX	200 City Island Ave	Bronx	13	43,790	Good	10 to 14 years	
No	DOE	X418	Bronx Hs For The Visual Arts - BX	2040 Antin Place	Bronx	13	53,082	Good	10 to 14 years	
No	DOE	X981	P.S. 83 - BX	1840 Bogart Ave	Bronx	13	53,840	Between Good and Fair	15 to 19 years	
No	NYPL		Morris Park Branch Library	985 Morris Park Ave	Bronx	13	16,300	Fair	10 to 14 years	
No	DPR		Orchard Beach Administration Building	1 Orchard Beach Rd	Bronx	13	11,500	Fair	> 20 years	
No	NYPL		Westchester Square Branch Library (Leased) (Space)	2527 Glebe Ave	Bronx	13	13,026	Fair	> 20 years	
No	NYPL		Allerton Branch Library	2740 Barnes Ave	Bronx	13	10,984	Fair	15 to 19 years	
Yes	DOE	X012	P.S. 12 - BX	1450 Overing St	Bronx	13	51,888	Good	2 to 4 years	
Yes	DOE	X014	P.S. 14 - BX	3041 Bruckner Blvd	Bronx	13	49,134	Between Good and Fair	5 to 9 years	
Yes	DOE	X072	P.S. 72 - BX	2951 Dewey Ave	Bronx	13	179,960	Good	5 to 9 years	
Yes	DOE	X089	P.S. 89 - BX	980 Mace Ave	Bronx	13	74,800	Good	5 to 9 years	
Yes	DOE	X097	P.S. 97 - BX	1375 Mace Ave	Bronx	13	51,260	Good	2 to 4 years	
Yes	DOE	X108	P.S. 108 - BX	1166 Neill Ave	Bronx	13	35,700	Good	5 to 9 years	
Yes	DOE	X121	P.S. 121 - BX	2750 Throop Ave	Bronx	13	98,884	Fair	5 to 9 years	
Yes	DOE	X498	The Lt. Curtis Meyran	1640 Bronxdale Ave	Bronx	13	123,235	Good	5 to 9 years	
Yes	DOE	X722	P.S. 721 AX (O T C) -BX	2697 Westchester Ave	Bronx	13	50,787	Good	< 2 years	

ROOF FINDINGS BY DISTRICT

SOLAR-READY STATUS	AGENCY	CAMPUS NAME	SITE	ADDRESS	BOROUGH	CITY COUNCIL DISTRICT	TOTAL BUILDING GROSS SQ. FT.	STRUCTURAL CONDITION	ROOF AGE	COMMENTS
Yes	DOT		DOT Bronx Borough Commissioners Office	1400 Williamsbridge Rd	Bronx	13	29,055	Good	< 2 years	
No	CUNY	Bronx Community College	Meister Hall (Tech II)	161 West 180th St	Bronx	14	230,601	Poor	Unknown	
No	CUNY	Bronx Community College	Colston Hall	2020 Sedgwick Ave	Bronx	14	112,416	Poor	Unknown	
No	CUNY	Bronx Community College	Nichols Hall	125 West 180th St	Bronx	14	73,344	Poor	Unknown	
No	CUNY	Bronx Community College	Alumni Gymnasium	2053 University Ave	Bronx	14	70,616	Poor	Unknown	
No	CUNY	Bronx Community College	Polowczyk Hall	2016 Sedgwick Ave	Bronx	14	61,969	Poor	Unknown	
No	CUNY	Bronx Community College	Roscoe C. Brown Student Center	160 Hall of Fame Ter	Bronx	14	58,794	Poor	Unknown	
No	CUNY	Bronx Community College	Gould Memorial Library	2060 Sedgwick Ave	Bronx	14	54,653	Poor	Unknown	
No	CUNY	Bronx Community College	Loew Residence	2055 University Ave	Bronx	14	53,776	Poor	Unknown	
No	CUNY	Bronx Community College	Gould Residence Hall	2151 University Ave	Bronx	14	41,400	Poor	Unknown	
No	CUNY	Bronx Community College	New Hall	135 West 180th St	Bronx	14	39,605	Poor	Unknown	
No	CUNY	Bronx Community College	Community Hall	2020 Sedgwick Ave	Bronx	14	36,404	Poor	Unknown	
No	CUNY	Bronx Community College	Bliss Hall	145 West 180th St	Bronx	14	29,210	Between Fair and Poor	Unknown	
No	CUNY	Bronx Community College	Sage Hall	175 West 180th St	Bronx	14	27,328	Good	15 to 19 years	

ROOF FINDINGS BY DISTRICT

SOLAR-READY STATUS	AGENCY	CAMPUS NAME	SITE	ADDRESS	BOROUGH	CITY COUNCIL DISTRICT	TOTAL BUILDING GROSS SQ. FT.	STRUCTURAL CONDITION	ROOF AGE	COMMENTS
No	CUNY	Bronx Community College	Energy Plant	121 West 180th St	Bronx	14	25,231	Poor	Unknown	
No	CUNY	Bronx Community College	Guggenheim Hall	155 West 180th St	Bronx	14	21,896	Poor	Unknown	
No	CUNY	Bronx Community College	Language Hall	2050 Sedgwick Ave	Bronx	14	21,413	Between Fair and Poor	Unknown	
No	CUNY	Bronx Community College	Maccracken Hall	181 Hall of Fame Ter	Bronx	14	17,028	Between Fair and Poor	Unknown	
No	CUNY	Bronx Community College	Butler Hall	2018 Sedgwick Ave	Bronx	14	17,028	Poor	Unknown	
No	CUNY	Bronx Community College	Philosophy Hall	2070 Sedgwick Ave	Bronx	14	16,234	Poor	Unknown	
No	CUNY	Bronx Community College	Roscoe C. Student Center - Annex	160 Hall of Fame Ter	Bronx	14	14,295	Poor	Unknown	
No	CUNY	Bronx Community College	Havemeyer Laboratory	185 West 180th St	Bronx	14	12,768	Between Fair and Poor	Unknown	
No	CUNY	Bronx Community College	Hall of Fame - Aud. & Colonnade	2060 Sedgwick Ave	Bronx	14	12,191	Poor	Unknown	
No	CUNY	Bronx Community College	Loew Annex	2085 University Ave	Bronx	14	10,138	Poor	Unknown	
No	FDNY		Engine Co. 75 and Ladder Co. 33, Batt. 19	2175 Walton Ave	Bronx	14	12,541	Unknown	15 to 19 years	
No	ACS		Babove Worldwide Institute Inc.	1810 Davidson Ave	Bronx	14	25,760	Poor	Unknown	
No	DOE	X015	P.S./M.S. 15 - BX	2195 Andrews Ave	Bronx	14	144,000	Between Fair and Poor	> 20 years	
No	DOE	X033	P.S. 33 - BX	24-24 Jerome Ave	Bronx	14	54,614	Good	15 to 19 years	
No	DOE	X082	I.S. 82 - BX	1700 Macombs Rd	Bronx	14	122,130	Good	10 to 14 years	
No	DOE	X115	I.S. 399	120 East 184th St	Bronx	14	111,000	Good	15 to 19 years	
No	DOE	X122	P.S. 310 - BX	260 West Kingsbridge Rd	Bronx	14	170,970	Between Good and Fair	15 to 19 years	

ROOF FINDINGS BY DISTRICT

SOLAR-READY STATUS	AGENCY	CAMPUS NAME	SITE	ADDRESS	BOROUGH	CITY COUNCIL DISTRICT	TOTAL BUILDING GROSS SQ. FT.	STRUCTURAL CONDITION	ROOF AGE	COMMENTS
No	DOE	X143	I.S. 143 - BX	120 West 231st St	Bronx	14	157,584	Between Fair and Poor	> 20 years	
No	DOE	X170	P.S. 170 - BX	1594-98 Townsend Ave	Bronx	14	40,500	Poor	> 20 years	
No	DOE	X204	Morris Heights Educational	1780 Dr. Martin Luther King Jr.	Bronx	14	97,000	Good	Unknown	
No	DOE	X226	P.S. 226 - BX	1950 Sedgwick Ave	Bronx	14	55,227	Poor	> 20 years	
No	DOE	X279	P.S. 279 - BX	2100 Walton Ave	Bronx	14	97,500	Between Fair and Poor	> 20 years	
No	DOE	X306	P.S. 306/M.S. 331 - BX	40 West Tremont Ave	Bronx	14	187,494	Between Fair and Poor	> 20 years	
No	DOE	X360	P.S. 360X - BX	2880 Kingsbridge Ter	Bronx	14	54,583	Poor	15 to 19 years	
No	DOT		Parking Garage	2476 Jerome Ave	Bronx	14	155,400	Unknown	Unknown	
No	NYPL		Francis Martin Branch Library	2150 University Ave	Bronx	14	16,486	Fair	15 to 19 years	
No	ACS		Crossroads Juvenile Center	17 Bristol St	Brooklyn	14	210,444	Between Good and Fair	> 20 years	
Yes	CUNY	Bronx Community College	Child Development Center	2010 Sedgwick Ave	Bronx	14	13,327	Good	5 to 9 years	
Yes	CUNY	Bronx Community College	North Hall And Library	200 Hall of Fame Ter	Bronx	14	93,845	Good	2 to 4 years	
Yes	CUNY	Bronx Community College	South Hall	187 West 180th St	Bronx	14	18,978	Good	5 to 9 years	
Yes	DHS		Mount Eden Ave SRO (Single Room Occupancy) Residence	50 Mt Eden Ave West	Bronx	14	68,185	Good	2 to 4 years	
Yes	DOE	X079	P.S. 79 - BX	125 East 181st St	Bronx	14	110,250	Fair	5 to 9 years	
Yes	DOE	X091	P.S. 91 - BX	2200 Aqueduct Ave	Bronx	14	79,241	Good	5 to 9 years	
Yes	DOE	X109	P.S. 109 - BX	1771 Popham Ave	Bronx	14	70,190	Good	< 2 years	
Yes	DOE	X206	I.S. 206B - BX	2280 Aqueduct Ave	Bronx	14	43,952	Good	5 to 9 years	
Yes	DOE	X240	New Settlement Community Campus	1509-1531 Jerome Ave	Bronx	14	74,594	Good	2 to 4 years	
Yes	DOE	X843	P.S. 246 - BX (POE Center)	2641 Grand Concourse	Bronx	14	62,000	Good	< 2 years	
Yes	DHS		Nelson Ave Family Residence	1605-1611 Nelson Ave	Bronx	14	107,000	Good	2 to 4 years	
Yes	DPR		Kingsbridge Recreation Center	3101 Kings Bridge Ter	Bronx	14	20,468	Between Good and Fair	5 to 9 years	Cool roof
Yes	DPR		St. James Park Recreation Center	West 192nd St At Jerome Ave	Bronx	14	13,700	Good	2 to 4 years	Cool roof

ROOF FINDINGS BY DISTRICT

SOLAR-READY STATUS	AGENCY	CAMPUS NAME	SITE	ADDRESS	BOROUGH	CITY COUNCIL DISTRICT	TOTAL BUILDING GROSS SQ. FT.	STRUCTURAL CONDITION	ROOF AGE	COMMENTS
No	FDNY		Engine Co. 48 and Ladder Co. 56, Division 7	2417 Webster Ave	Bronx	15	17,242	Between Fair and Poor	15 to 19 years	
No	FDNY		Engine Co. 88 and Ladder Co. 38	2225 Belmont Ave	Bronx	15	12,600	Between Fair and Poor	> 20 years	
No	FDNY		Engine Co. 90 and Ladder Co. 41	1843 White Plains Rd	Bronx	15	12,520	Between Fair and Poor	> 20 years	
No	DCLA	Bronx Zoo	Congo Gorilla Forest	2300 Southern Blvd	Bronx	15	40,000	Good	15 to 19 years	
No	DCLA	Bronx Zoo	Administration West	2300 Southern Blvd	Bronx	15	27,720	Fair	Unknown	
No	DCLA	Bronx Zoo	TOPS	2300 Southern Blvd	Bronx	15	22,000	Good	15 to 19 years	
No	DCLA	Bronx Zoo	Wildlife Health Center	2300 Southern Blvd	Bronx	15	21,320	Fair	> 20 years	
No	DCLA	Bronx Zoo	Aquatic Bird House	2300 Southern Blvd	Bronx	15	20,110	Poor	Unknown	
No	DCLA	Bronx Zoo	Jungle World	2300 Southern Blvd	Bronx	15	18,350	Good	> 20 years	
No	NYPD		46th Precinct	2120 Ryer Ave	Bronx	15	25,434	Good	15 to 19 years	
No	NYPD		Transit District 12	460 Morris Park Ave	Bronx	15	24,700	Between Good and Fair	10 to 14 years	
No	FDNY		BX Boro Command, District Office and Communications	453 East 176th St	Bronx	15	21,479	Unknown	10 to 14 years	
No	DCLA	Bronx Zoo	Shelter Bldg (Elephant, Rhino, Tiger)	2300 Southern Blvd	Bronx	15	18,100	Fair	5 to 9 years	
No	DCLA	Bronx Zoo	Farm Apartments	2300 Southern Blvd	Bronx	15	16,750	Fair	> 20 years	
No	DCLA	Bronx Zoo	Administration East	2300 Southern Blvd	Bronx	15	16,176	Fair	Unknown	
No	DCLA	Bronx Zoo	Dancing Crane	2300 Southern Blvd	Bronx	15	16,000	Good	15 to 19 years	
No	DCLA	Bronx Zoo	Monkey House	2300 Southern Blvd	Bronx	15	15,108	Good	10 to 14 years	
No	DCLA	Bronx Zoo	Zoo Center	2300 Southern Blvd	Bronx	15	14,320	Good	Unknown	
No	DCLA	Bronx Zoo	Seabird Aviary (Aitken)	2300 Southern Blvd	Bronx	15	12,000	NA	NA	No roof
No	DCLA	Bronx Zoo	Heads & Horns	2300 Southern Blvd	Bronx	15	11,840	Good	> 20 years	
No	DCLA	Bronx Zoo	Mouse House	2300 Southern Blvd	Bronx	15	11,600	Fair	> 20 years	
No	DCLA	Bronx Zoo	Bronx Zoo Store	2300 Southern Blvd	Bronx	15	11,000	Good	15 to 19 years	
No	DCLA	Bronx Zoo	Sea Lion Exhibit	2300 Southern Blvd	Bronx	15	10,000	NA	NA	
No	DCLA	NYBG	International Plant Science Center	2680 Dr. Theodore Kazimiroff Blvd	Bronx	15	53,740	Good	15 to 19 years	
No	DCLA	NYBG	Enid A. Haupt Conservatory	2740 Dr. Theodore Kazimiroff Blvd	Bronx	15	50,741	Poor	> 20 years	

ROOF FINDINGS BY DISTRICT

SOLAR-READY STATUS	AGENCY	CAMPUS NAME	SITE	ADDRESS	BOROUGH	CITY COUNCIL DISTRICT	TOTAL BUILDING GROSS SQ. FT.	STRUCTURAL CONDITION	ROOF AGE	COMMENTS
No	DCLA	NYBG	Nolen Glasshouses	2658 Dr. Theodore Kazimiroff Blvd	Bronx	15	45,400	Good	10 to 14 years	
No	DCLA	NYBG	Jeannette Kittredge Watson Science and Education Building	2674 Dr. Theodore Kazimiroff Blvd	Bronx	15	27,168	Good	10 to 14 years	
No	DCLA	NYBG	Pfizer Plant Research Laboratory	2692 Dr. Theodore Kazimiroff Blvd	Bronx	15	25,880	Good	10 to 14 years	
No	DCLA	NYBG	Charles B. Harding Laboratory Building	1 Southern Blvd	Bronx	15	23,500	Fair	15 to 19 years	
No	DCLA	NYBG	NYBG Maintenance Buildings	2645 Dr. Theodore Kazimiroff Blvd	Bronx	15	21,600	Between Fair and Poor	> 20 years	
No	DCLA	NYBG	Harriet Barnes Pratt Library Wing	2674 Dr. Theodore Kazimiroff Blvd	Bronx	15	20,950	Good	10 to 14 years	
No	DCLA	NYBG	NYBG: Warehouse Upper and Lower	410 Bedford Park Blvd	Bronx	15	19,270	Between Fair and Poor	15 to 19 years	
No	DCLA	NYBG	Operations Garage/Storage Building	2667 Dr. Theodore Kazimiroff Blvd	Bronx	15	10,733	Poor	> 20 years	
No	DCLA	NYBG	Operations Multi-Purpose Building	2667 Dr. Theodore Kazimiroff Blvd	Bronx	15	10,250	Fair	> 20 years	
No	DOE	X009	P.S. 9 - BX (Old 115)	230 East 183rd St	Bronx	15	86,250	Fair	10 to 14 years	
No	DOE	X023	P.S. 23 - BX	2151 Washington Ave	Bronx	15	80,000	Between Fair and Poor	> 20 years	
No	DOE	X032	P.S. 32 - BX	690 East 183rd St	Bronx	15	30,913	Between Good and Fair	10 to 14 years	
No	DOE	X045	I.S. 45 - BX	2502 Lorillard Place	Bronx	15	135,985	Between Fair and Poor	15 to 19 years	
No	DOE	X046	P.S. 46 - BX	279 East 196th St	Bronx	15	85,800	Poor	> 20 years	
No	DOE	X054	P.S. 54 - BX	2703 Webster Ave	Bronx	15	98,000	Good	15 to 19 years	
No	DOE	X054	P.S. 54 - BX	2703 Webster Ave	Bronx	15	76,000	Poor	15 to 19 years	
No	DOE	X059	P.S. 59 - BX	2185 Bathgate Ave	Bronx	15	51,500	Good	10 to 14 years	
No	DOE	X070	P.S. 70 - BX	1691 Weeks Ave	Bronx	15	135,987	Good	10 to 14 years	
No	DOE	X085	P.S. 85 - BX	2400 Marion Ave	Bronx	15	92,925	Between Fair and Poor	> 20 years	
No	DOE	X096	P.S. 96 - BX	650 Waring Ave	Bronx	15	164,449	Good	15 to 19 years	
No	DOE	X118	I.S. 118 - BX	577 East 179th St	Bronx	15	60,000	Between Fair and Poor	15 to 19 years	
No	DOE	X137	M.S. 391 - BX	2225 Webster Ave	Bronx	15	189,000	Between Fair and Poor	10 to 14 years	
No	DOE	X163	P.S. 163 - BX	2075 Webster Ave	Bronx	15	48,000	Poor	15 to 19 years	
No	DOE	X209	P.S. 209 - BX	317 East 183rd St	Bronx	15	25,200	Good	> 20 years	

ROOF FINDINGS BY DISTRICT

SOLAR-READY STATUS	AGENCY	CAMPUS NAME	SITE	ADDRESS	BOROUGH	CITY COUNCIL DISTRICT	TOTAL BUILDING GROSS SQ. FT.	STRUCTURAL CONDITION	ROOF AGE	COMMENTS
No	DOE	X234	P.S. 234 - BX	2050 Prospect Ave	Bronx	15	134,957	Poor	> 20 years	
No	DOE	X254	I.S. 254 - BX	2452 Washington Ave	Bronx	15	69,000	Poor	15 to 19 years	
No	DOE	X435	Theodore Roosevelt H.S. - BX	500 East Fordham Road	Bronx	15	101,500	Poor	> 20 years	
No	DOE	X660	Grace H. Dodge - BX	2474 Crotona Ave	Bronx	15	205,250	Good	10 to 14 years	
No	DFTA		East Concourse Senior Center	236 East Tremont Ave	Bronx	15	31,496	Between Good and Fair	15 to 19 years	
No	DOT		Fleet Services Maintenance and Repair	2144 Webster Ave	Bronx	15	45,000	Between Fair and Poor	15 to 19 years	
No	DOT		BX Borough Engineering, BX Sign Shop	4409 Park Ave	Bronx	15	35,735	Good	15 to 19 years	
No	NYPL		Bronx Library Center	310 East Kingsbridge Rd	Bronx	15	74,476	Good	10 to 14 years	
No	NYPL		Belmont Branch Library	610 East 186th St	Bronx	15	21,267	Poor	Unknown	
No	NYPL		Grand Concourse Branch Library	155 East 173rd St	Bronx	15	18,874	Fair	15 to 19 years	
No	DPR		Bronx Parks Headquarters and Shops - Ranaqua	1900 Birchall Ave	Bronx	15	65,000	Fair	15 to 19 years	
No	NYPL		Tremont Branch Library	1866 Washington Ave	Bronx	15	11,900	Good	10 to 14 years	
No	DSNY		Bronx Lot Cleaning	4389 3Rd Ave	Bronx	15	34,000	Unknown	Unknown	
Yes	FDNY		Bronx CO	1129 East 180th St	Bronx	15	10,860	Good	5 to 9 years	
Yes	DOE	X003	P.S./M.S. 3 - BX	2100 Lafontaine Ave	Bronx	15	69,197	Fair	< 2 years	
Yes	DOE	X004	P.S. 4 - BX	1701 Fulton Ave	Bronx	15	89,873	Good	5 to 9 years	
Yes	DOE	X028	P.S. 28 - BX	1861 Anthony Ave	Bronx	15	79,980	Good	5 to 9 years	
Yes	DOE	X057	P.S. 57 - BX	2111 Crotona Ave	Bronx	15	76,000	Fair	5 to 9 years	
Yes	DOE	X058	P.S. 58 - BX	459 East 176th St	Bronx	15	60,000	Between Good and Fair	5 to 9 years	
Yes	DOE	X205	P.S. 205A - BX (ECF)	2475 Southern Blvd	Bronx	15	55,535	Good	5 to 9 years	
Yes	DOE	X236	P.S. 236 - BX	499 East 175th St	Bronx	15	13,362	Good	5 to 9 years	
Yes	DOE	X465	Eagle Academy for Young Men - BX	4143 3rd Ave	Bronx	15	312,844	Good	5 to 9 years	
Yes	DOE	X864	P.S. 205B (ECF)- BX	2375 Southern Blvd	Bronx	15	12,633	Between Good and Fair	5 to 9 years	
Yes	DCLA	Bronx Zoo	Center for Global Conservation	2300 Southern Blvd	Bronx	15	30,000	Good	5 to 9 years	
Yes	DCLA	Bronx Zoo	Madagascar (Old Lion House)	2300 Southern Blvd	Bronx	15	40,268	Fair	5 to 9 years	
Yes	DCLA	Bronx Zoo	Reptile House	2300 Southern Blvd	Bronx	15	11,405	Good	2 to 4 years	

ROOF FINDINGS BY DISTRICT

SOLAR-READY STATUS	AGENCY	CAMPUS NAME	SITE	ADDRESS	BOROUGH	CITY COUNCIL DISTRICT	TOTAL BUILDING GROSS SQ. FT.	STRUCTURAL CONDITION	ROOF AGE	COMMENTS
Yes	DCLA	Bronx Zoo	World of Birds	2300 Southern Blvd	Bronx	15	29,110	Good	2 to 4 years	
Yes	DCLA	NYBG	Garden Cafe & Terrace Room	2700 Dr. Theodore Kazimiroff Blvd	Bronx	15	15,540	Good	< 2 years	
Yes	DCLA	NYBG	LuEsther T. Mertz Library (Museum Building)	2674 Dr. Theodore Kazimiroff Blvd	Bronx	15	121,200	Good	5 to 9 years	
Yes	DCLA	NYBG	Stone Mill	2650 Dr. Theodore Kazimiroff Blvd	Bronx	15	14,459	Good	5 to 9 years	
No	FDNY		Engine Co. 50 and Ladder Co. 19, Batt. 26	1155 Washington Ave	Bronx	16	13,500	Between Fair and Poor	15 to 19 years	
No	NYPD		44th Precinct	2 East 169th St	Bronx	16	48,200	Unknown	15 to 19 years	
No	FDNY		Engine Co. 92 and Ladder Co. 44, Batt. 17	1259 Morris Ave	Bronx	16	10,623	Fair	10 to 14 years	
No	HHC		Morrisania DTC Center	1225 Gerard Ave	Bronx	16	83,031	Fair	> 20 years	
No	NYPD		44th Precinct	1278 Sedgwick Ave	Bronx	16	18,265	Between Fair and Poor	Unknown	
No	FDNY		Engine Co. 68 and Ladder 49	1160 Ogden Ave	Bronx	16	10,220	Unknown	15 to 19 years	
No	ACS		Children Pride Early Learning Center	800 Concourse Village East	Bronx	16	20,160	Poor	> 20 years	
No	DOE	X002	P.S. 2 - BX	1365 Fulton Ave	Bronx	16	80,700	Poor	15 to 19 years	
No	DOE	X022	I.S. 22 - BX	270 East 167th St	Bronx	16	163,572	Good	15 to 19 years	
No	DOE	X035	P.S. 35 - BX	261 East 163rd St	Bronx	16	176,400	Good	15 to 19 years	
No	DOE	X042	P.S. 42 - BX	1537 Washington Ave	Bronx	16	150,840	Poor	15 to 19 years	
No	DOE	X053	P.S. 53 - BX	360 East 168 St	Bronx	16	90,545	Good	15 to 19 years	
No	DOE	X064	P.S. 64 - BX	1425 Walton Ave	Bronx	16	93,205	Good	10 to 14 years	
No	DOE	X088	P.S. 88 - BX	1340 Sheridan Ave	Bronx	16	22,400	Good	10 to 14 years	
No	DOE	X090	P.S. 90 - BX	1116 Sheridan Ave	Bronx	16	93,852	Fair	15 to 19 years	
No	DOE	X104	P.S. 199 - BX	1449 Shakespeare Ave	Bronx	16	97,072	Poor	15 to 19 years	
No	DOE	X110	P.S. 110 - BX	580 Crotona Park South	Bronx	16	91,764	Good	10 to 14 years	
No	DOE	X114	P.S. 114 - BX	1155 Cromwell Ave	Bronx	16	124,830	Fair	15 to 19 years	
No	DOE	X120	I.S. 301 - BX	890 Cauldwell Ave	Bronx	16	176,400	Between Fair and Poor	10 to 14 years	
No	DOE	X132	P.S. 132 - BX	1245 Washington Ave	Bronx	16	113,250	Poor	> 20 years	
No	DOE	X136	J.H.S. 136 - BX	750 Jennings St	Bronx	16	186,732	Poor	> 20 years	

ROOF FINDINGS BY DISTRICT

SOLAR-READY STATUS	AGENCY	CAMPUS NAME	SITE	ADDRESS	BOROUGH	CITY COUNCIL DISTRICT	TOTAL BUILDING GROSS SQ. FT.	STRUCTURAL CONDITION	ROOF AGE	COMMENTS
No	DOE	X145	I.S. 145 - BX	1000 Teller Ave	Bronx	16	167,875	Between Good and Fair	15 to 19 years	
No	DOE	X146	P.S. 146 - BX	968 Cauldwell Ave	Bronx	16	128,765	Good	15 to 19 years	
No	DOE	X158	I.S. 158 - BX	800 Home St	Bronx	16	182,000	Fair	10 to 14 years	
No	DOE	X229	P.S. 230/I.S. 229 (UDC) - BX	275 Harlem River Park Bridge	Bronx	16	155,000	Good	10 to 14 years	
No	DOE	X235	P.S./I.S. 235 (218) - BX	1220 Gerard Ave	Bronx	16	130,000	Good	15 to 19 years	
No	DOE	X410	William H. Taft H.S. - BX	240 East 172nd St	Bronx	16	400,000	Fair	10 to 14 years	
No	DOE	X460	H.S. of Law, Govt & Justice - BX	244 East 163rd St	Bronx	16	46,255	Good	10 to 14 years	
No	DOE	X970	Bathgate	1595 Bathgate Ave	Bronx	16	140,000	Good	10 to 14 years	
No	DCAS		Bronx Family and Criminal Court	215 East 161st St	Bronx	16	388,800	Poor	Unknown	
No	DCAS		Bronx Concourse Plaza	198 East 161st St	Bronx	16	231,190	Good	> 20 years	
No	DCAS		Bronx Housing Court	1118 Grand Concourse	Bronx	16	99,000	Poor	Unknown	
No	DHS		Webster Ave SRO	1075 Webster Ave	Bronx	16	174,600	Good	unknown	
No	DHS		Franklin Women's Shelter	1122 Franklin Ave	Bronx	16	97,000	Unknown	Unknown	
No	NYPL		Morrisania Branch Library	610 East 169th St	Bronx	16	14,503	Fair	> 20 years	
No	DPR		Claremont Park Pool	Clay Ave at East 171st St	Bronx	16	10,200	Fair	> 20 years	
No	DPR		West Bronx Recreation Center	1527 Jesup Ave	Bronx	16	12,500	Fair	15 to 19 years	
No	DSNY		Bronx 03 Section Station 1	1595 Washington Ave	Bronx	16	22,750	Unknown	Unknown	
No	DSNY		Bronx 5 District Garage	1331 Cromwell Ave	Bronx	16	21,126	Unknown	Unknown	
Yes	DOE	X011	P.S. 11 - BX	1257 Ogden Ave	Bronx	16	61,098	Fair	5 to 9 years	
Yes	DOE	X055	P.S. 55 - BX	450 Saint Paul's Place	Bronx	16	123,000	Good	5 to 9 years	
Yes	DOE	X063	P.S. 63 - BX	1260 Franklin Ave	Bronx	16	105,180	Good	5 to 9 years	
Yes	DOE	X126	P.S. 126 -BX (ECF)	175 West 166st St	Bronx	16	97,000	Between Good and Fair	2 to 4 years	
Yes	FDNY		Rescue 3	1655 Washington Ave	Bronx	16	29,250	Good	< 2 years	
Yes	DOE	X147	I.S. 339 - BX	1600 Webster Ave	Bronx	16	132,000	Between Good and Fair	5 to 9 years	
Yes	DOE	X148	I.S. 219 - BX	3630 Third Ave	Bronx	16	165,000	Good	5 to 9 years	
Yes	DPR		Mullaly Park Rink and Rec Center	East 164th St at Jerome Ave	Bronx	16	15,500	Between Good and Fair	5 to 9 years	Cool roof

ROOF FINDINGS BY DISTRICT

SOLAR-READY STATUS	AGENCY	CAMPUS NAME	SITE	ADDRESS	BOROUGH	CITY COUNCIL DISTRICT	TOTAL BUILDING GROSS SQ. FT.	STRUCTURAL CONDITION	ROOF AGE	COMMENTS
Yes	NYPL		High Bridge Branch Library	78 West 168th St	Bronx	16	10,400	Good	< 2 years	
Yes	DOE	X400	Morris - BX	1110 Boston Road	Bronx	16	150,000	Between Good and Fair	2 to 4 years	
No	DEP	Hunts Point WPCP Campus	123 Ryawa Ave	123 Ryawa Ave	Bronx	17	63,000	Unknown	Unknown	
No	FDNY		Engine Co. 45 and Ladder Co. 58, Batt. 18	925 East Tremont Ave	Bronx	17	15,225	Between Fair and Poor	> 20 years	
No	FDNY		Engine Co. 73 and Ladder Co. 42	665 Prospect Ave	Bronx	17	15,170	Poor	> 20 years	
No	NYPD		42nd Precinct	830 Washington Ave	Bronx	17	25,465	Unknown	15 to 19 years	
No	HHC		Lincoln Medical and Mental Health Center	234 East 149th St	Bronx	17	1,628,485	Between Fair and Poor	> 20 years	
No	NYPD		41st Precinct	1035 Longwood Ave	Bronx	17	42,567	Poor	Unknown	
No	NYPD		Detective Borough Command (Old 41st Precinct)	1086 Simpson St	Bronx	17	22,962	Between Fair and Poor	Unknown	
No	CUNY	Hostos Community College	Savoy Bldg. - D	120 East 149th St	Bronx	17	44,976	Poor	Unknown	
No	CUNY	Hostos Community College	Administration Building - G	135 East 146th St	Bronx	17	13,178	Poor	Unknown	
No	DEP	Hunts Point WPCP Campus	Aeration Tank South	Ryawa Ave	Bronx	17	148,807	Between Fair and Poor	> 20 years	
No	DEP	Hunts Point WPCP Campus	Aeration Tank North	Ryawa Ave	Bronx	17	59,262	Between Fair and Poor	> 20 years	
No	DEP	Hunts Point WPCP Campus	Final Settling Tanks	Ryawa Ave	Bronx	17	55,384	Between Fair and Poor	> 20 years	
No	DEP	Hunts Point WPCP Campus	Final Settling Tanks	Ryawa Ave	Bronx	17	31,031	Between Fair and Poor	> 20 years	
No	DEP	Hunts Point WPCP Campus	Dewatering Building	Ryawa Ave	Bronx	17	29,722	Between Fair and Poor	> 20 years	
No	DEP	Hunts Point WPCP Campus	Digester A1	Ryawa Ave	Bronx	17	28,205	Between Fair and Poor	> 20 years	

ROOF FINDINGS BY DISTRICT

SOLAR-READY STATUS	AGENCY	CAMPUS NAME	SITE	ADDRESS	BOROUGH	CITY COUNCIL DISTRICT	TOTAL BUILDING GROSS SQ. FT.	STRUCTURAL CONDITION	ROOF AGE	COMMENTS
No	DEP	Hunts Point WPCP Campus	Main Building	Ryawa Ave	Bronx	17	28,137	Between Fair and Poor	> 20 years	
No	DEP	Hunts Point WPCP Campus	Sludge Dewatering Building	Ryawa Ave	Bronx	17	14,280	Between Fair and Poor	> 20 years	
No	DEP	Hunts Point WPCP Campus	Chlorine Contact Tank	Ryawa Ave	Bronx	17	11,834	Between Fair and Poor	> 20 years	
No	DEP	Hunts Point WPCP Campus	Sludge Thickener	Ryawa Ave	Bronx	17	10,109	Between Fair and Poor	> 20 years	
No	FDNY		Engine Co. 71 and Ladder Co. 55, Division 6	720 Melrose Ave	Bronx	17	14,416	Unknown	15 to 19 years	
No	DEP	Hunts Point WPCP Campus	Halleck St	Ryawa Ave	Bronx	17	127,000	Unknown	Unknown	
No	ACS		Bridges Juvenile Center Intake and Admissions	1221 Spofford Ave	Bronx	17	515,500	Between Fair and Poor	> 20 years	
No	ACS		Horizon Juvenile Center	560 Brook Ave	Bronx	17	210,444	Between Good and Fair	> 20 years	
No	ACS		La Peninsula Head Start Program	1054 Intervale Ave	Bronx	17	20,000	Between Good and Fair	15 to 19 years	
No	DOE	X001	P.S. 1 - BX	335 East 152nd St	Bronx	17	245,700	Between Fair and Poor	Unknown	
No	DOE	X029	P.S. 29 - BX	758 Courtlandt Ave	Bronx	17	75,000	Good	15 to 19 years	
No	DOE	X048	P.S. 48 - BX	1290 Spofford Ave	Bronx	17	45,200	Good	15 to 19 years	
No	DOE	X050	P.S. 50 - BX	1550 Vyse Ave	Bronx	17	94,000	Fair	> 20 years	
No	DOE	X061	P.S. 61 - BX	1550 Crotona Park East	Bronx	17	80,564	Between Good and Fair	15 to 19 years	
No	DOE	X066	P.S. 66 - BX	1001 Jennings St	Bronx	17	120,110	Good	10 to 14 years	
No	DOE	X067	P.S. 67 - BX	2024 Mohegan Ave	Bronx	17	166,410	Good	15 to 19 years	
No	DOE	X074	I.S. 201 - BX	730 Bryant Ave	Bronx	17	187,100	Between Fair and Poor	5 to 9 years	
No	DOE	X084	I.S. 84 - BX	1434 Longfellow Ave	Bronx	17	184,800	Between Fair and Poor	> 20 years	
No	DOE	X093	P.S. 93 - BX	1535 Story Ave	Bronx	17	138,704	Good	15 to 19 years	
No	DOE	X116	I.S. 116 - BX	977 Fox St	Bronx	17	220,180	Good	15 to 19 years	
No	DOE	X130	P.S. 130 - BX	750 Prospect Ave	Bronx	17	63,500	Fair	15 to 19 years	
No	DOE	X140	P.S. 140 - BX	916 Eagle Ave	Bronx	17	139,900	Good	5 to 9 years	

ROOF FINDINGS BY DISTRICT

SOLAR-READY STATUS	AGENCY	CAMPUS NAME	SITE	ADDRESS	BOROUGH	CITY COUNCIL DISTRICT	TOTAL BUILDING GROSS SQ. FT.	STRUCTURAL CONDITION	ROOF AGE	COMMENTS
No	DOE	X150	P.S. 150 - BX	920 East 167th St	Bronx	17	160,854	Poor	15 to 19 years	
No	DOE	X151	I.S. 151 - BX/P.S. 31 - BX	250 East 156th St	Bronx	17	153,600	Between Fair and Poor	15 to 19 years	
No	DOE	X152	P.S. 152 - BX	1007 Evergreen Ave	Bronx	17	92,509	Between Fair and Poor	10 to 14 years	
No	DOE	X157	P.S. 157 - BX	757 Cauldwell Ave	Bronx	17	188,807	Between Fair and Poor	> 20 years	
No	DOE	X162	I.S. 162 - BX	600 Saint Ann's Ave	Bronx	17	235,039	Good	10 to 14 years	
No	DOE	X167	P.S. 214/I.S. 200 - BX	1970 West Farms Road	Bronx	17	185,888	Good	10 to 14 years	
No	DOE	X193	P.S. 211 - BX	1919 Prospect Ave	Bronx	17	170,000	Poor	15 to 19 years	
No	DOE	X198	P.S. 198 - BX	1180 Tinton Ave	Bronx	17	146,590	Poor	15 to 19 years	
No	DOE	X359	South Bronx Educational Campus - BX	750 Concourse Village West	Bronx	17	185,000	Poor	> 20 years	
No	DOE	X401	Bronx Regional Alt. H.S. - BX	1010 Rev. J.A. Polite Ave	Bronx	17	180,872	Good	10 to 14 years	
No	DOE	X470	South Bronx H.S.	701 St. Ann's Ave	Bronx	17	86,850	Good	15 to 19 years	
No	DOE	X600	Alfred E. Smith - BX	333 East 151st St	Bronx	17	300,000	Between Fair and Poor	10 to 14 years	
No	DOE	X650	Jane Addams Vocational H.S. - BX	900 Tinton Ave	Bronx	17	181,832	Between Fair and Poor	> 20 years	
No	DOE	X817	P.S. 817 - BX	1680 Hoe Ave	Bronx	17	10,150	Good	10 to 14 years	
No	DOE	X972	Soundview Educational Campus	1440 Story Ave	Bronx	17	80,313	Good	10 to 14 years	
No	DOE	X973	M.S./H.S. 270 - BX	1716 Southern Blvd	Bronx	17	61,200	Between Fair and Poor	10 to 14 years	
No	DCAS		Bronx Bergen Building	1932 Arthur Ave	Bronx	17	123,802	Fair	> 20 years	
No	DOHMH		Tremont Health Center	1826 Arthur Ave	Bronx	17	41,894	Between Fair and Poor	5 to 9 years	
No	DHS		Freeman Houses Residence	999 Freeman St	Bronx	17	21,633	Unknown	Unknown	
No	DHS	Willow Ave Shelter Campus	Willow Ave Men's Shelter	780 East 136th St	Bronx	17	36,000	Unknown	Unknown	
No	DHS	Willow Ave Shelter Campus	Willow Ave Men's Shelter	781 East 135th St	Bronx	17	36,000	Unknown	Unknown	
No	DHS		Seneca Houses Residence	1215 Seneca Ave	Bronx	17	64,315	Unknown	Unknown	
No	HRA		New Day Family Residence II	1275 Westchester Ave	Bronx	17	37,060	Fair	Unknown	
No	HRA		New Day Family Residence I	1138 Longfellow Ave	Bronx	17	17,200	Between Good and Fair	Unknown	

ROOF FINDINGS BY DISTRICT

SOLAR-READY STATUS	AGENCY	CAMPUS NAME	SITE	ADDRESS	BOROUGH	CITY COUNCIL DISTRICT	TOTAL BUILDING GROSS SQ. FT.	STRUCTURAL CONDITION	ROOF AGE	COMMENTS
No	NYPL		Woodstock Branch Library	761 East 160th St	Bronx	17	16,524	Fair	10 to 14 years	
No	NYPL		West Farms Branch Library	2085 Honeywell Ave	Bronx	17	15,591	Poor	Unknown	
No	NYPL		Hunt's Point Branch Library	877 Southern Blvd	Bronx	17	13,715	Fair	Unknown	
No	DPR		Citywide Services and Storehouse	850 East 138th St	Bronx	17	74,080	Fair	> 20 years	Upcoming cool and green roof projects
No	DPR		Hunt's Point Recreation Center	765 Manida St	Bronx	17	22,340	Fair	> 20 years	
No	DSNY		Bronx 3A Broom Depot	1661 West Farms Rd	Bronx	17	15,600	Unknown	Unknown	
No	DSNY		Bronx 6, 6A District Garage	800 East 176th St	Bronx	17	83,629	Poor	Unknown	
No	DSNY		Citywide Transport Unit	1383 Randall Ave	Bronx	17	36,135	Unknown	Unknown	
No	DSNY		Section Station 92, Bronx Enforcement	1787 West Farms Rd	Bronx	17	32,700	Unknown	Unknown	
No	FDNY	Brooklyn Navy Yard Campus	Marine Co. 6	Grand St at East River	Manhattan	17	16,500	Unknown	Unknown	
Yes	CUNY	Hostos Community College	B Building (22001)	500 Grand Concourse	Bronx	17	124,892	Good	5 to 9 years	
Yes	DEP	Hunts Point WPCP Campus	1270 Ryawa Ave	1270 Ryawa Ave	Bronx	17	422,396	Good	< 2 years	
Yes	DOE	X006	P.S. 6 - BX	1000 East Tremont Ave	Bronx	17	69,405	Good	5 to 9 years	
Yes	DOE	X039	New School For Arts & Sciences	965 Longwood Ave	Bronx	17	84,500	Good	5 to 9 years	
Yes	DOE	X044	P.S. 44 - BX	1825 Prospect Ave	Bronx	17	59,345	Good	< 2 years	
Yes	DOE	X060	P.S. 60 - BX	888 Reverend James A. Polite Ave	Bronx	17	95,000	Good	2 to 4 years	
Yes	DOE	X075	P.S. 75 - BX	984 Faile St	Bronx	17	107,562	Good	5 to 9 years	
Yes	DOE	X092	P.S. 92 - BX	700 East 179 St	Bronx	17	87,222	Good	< 2 years	
Yes	DOE	X098	I.S. 98 - BX	1619 Boston Road	Bronx	17	142,500	Good	2 to 4 years	
Yes	DOE	X099	The Metropolitan - BX	1180 Reverend James A. Polite Ave	Bronx	17	77,400	Fair	2 to 4 years	
Yes	DOE	X392	Bronx Studio School For Writers	928 Simpson St	Bronx	17	94,186	Good	5 to 9 years	
Yes	DOE	X790	Mott Haven Educat. Campus - BX	730 Concourse Village West	Bronx	17	291,885	Good	5 to 9 years	

ROOF FINDINGS BY DISTRICT

SOLAR-READY STATUS	AGENCY	CAMPUS NAME	SITE	ADDRESS	BOROUGH	CITY COUNCIL DISTRICT	TOTAL BUILDING GROSS SQ. FT.	STRUCTURAL CONDITION	ROOF AGE	COMMENTS
Yes	DPR		Crotona Park Pool and Bathhouse	East 173rd St at Fulton Ave	Bronx	17	25,000	Between Good and Fair	5 to 9 years	Cool roof
No	NYPD		43rd Precinct	900 Fteley Ave	Bronx	18	29,179	Unknown	15 to 19 years	
No	DOE	X036	P.S. 36 - BX	1070 Castle Hill Ave	Bronx	18	36,352	Between Fair and Poor	15 to 19 years	
No	DOE	X077	P.S. 195 - BX	1250 Ward Ave	Bronx	18	175,730	Poor	> 20 years	
No	DOE	X106	P.S. 106 - BX	2120 St Raymond Ave	Bronx	18	166,790	Good	10 to 14 years	
No	DOE	X107	P.S. 107 - BX	1695 Seward Ave	Bronx	18	131,028	Fair	15 to 19 years	
No	DOE	X119	P.S. 119 - BX	1075 Pugsley Ave	Bronx	18	131,196	Between Good and Fair	15 to 19 years	
No	DOE	X123	J.H.S. 123 - BX	1025 Morrison Ave	Bronx	18	190,920	Between Fair and Poor	15 to 19 years	
No	DOE	X127	I.S. 127 - BX	1560 Purdy St	Bronx	18	143,895	Good	10 to 14 years	
No	DOE	X138	P.S. 138 -BX	2060 Lafayette Ave	Bronx	18	182,070	Between Fair and Poor	> 20 years	
No	DOE	X174	I.S. 174 - BX	456 White Plains Rd	Bronx	18	65,970	Between Fair and Poor	> 20 years	
No	DOE	X194	P.S./I.S. 194 - BX	1301 Zerega Ave	Bronx	18	140,947	Good	10 to 14 years	
No	DOE	X982	P.S. 197 C.R. BLDG S - BX	1250 Ward Ave	BRONX	18	10,630	Between Fair and Poor	15 to 19 years	
No	NYPL		Parkchester Branch Library	1985 Westchester Ave	Bronx	18	14,744	Poor	Unknown	
No	DSNY		Bronx 11 Sanitation Garage	850 Zerega Ave	Bronx	18	62,050	Good	> 20 years	
No	DSNY		Bronx 9/10 Sanitation Garage	850 Zerega Ave	Bronx	18	88,000	Poor	Unknown	
Yes	DHS		Commonwealth Ave SRO (Single Room Occupancy) Residence	1150 Commonwealth Ave	Bronx	18	60,000	Between Good and Fair	5 to 9 years	
Yes	DOE	X047	P.S. 47 - BX	1794 East 172nd St	Bronx	18	118,080	Fair	< 2 years	
Yes	DOE	X069	P.S. 69 - BX	560 Thieriot Ave	Bronx	18	30,090	Good	5 to 9 years	
Yes	DOE	X100	P.S. 100 - BX	800 Taylor Ave	Bronx	18	77,621	Good	5 to 9 years	
Yes	DOE	X102	P.S. 102 - BX	1827 Archer St	Bronx	18	116,236	Good	5 to 9 years	
Yes	DOE	X182	P.S. 182 - BX	601 Stickball Blvd	Bronx	18	163,200	Good	5 to 9 years	
Yes	DOE	X423	James Monroe - BX	1300 Boynton Ave	Bronx	18	133,344	Good	5 to 9 years	
Yes	DOE	X450/451	Adlai E. Stevenson H.S. - BX	1980 Lafayette Ave	Bronx	18	1,012,000	Good	< 2 years	
Yes	FDNY		EMS 3	501 Zerega Ave	Bronx	18	11,333	Good	2 to 4 years	
Yes	NYPL		Soundview Branch Library	660 Soundview Ave	Bronx	18	10,350	Good	< 2 years	

ROOF FINDINGS BY DISTRICT

SOLAR-READY STATUS	AGENCY	CAMPUS NAME	SITE	ADDRESS	BOROUGH	CITY COUNCIL DISTRICT	TOTAL BUILDING GROSS SQ. FT.	STRUCTURAL CONDITION	ROOF AGE	COMMENTS
No	NYPD		Narcotics and Warrant Squad	13-10 111th St	Queens	19	56,944	Between Good and Fair	10 to 14 years	
No	FDNY	Fort Totten Campus	Fort Totten	422 Weaver Ave	Queens	19	434,139	Unknown	10 to 14 years	
No	DOE	Q029	P.S. 29 - Q	125-10 23rd Ave	Queens	19	47,700	Between Good and Fair	15 to 19 years	
No	DOE	Q031	P.S. 31 - Q	211-45 46 Rd	Queens	19	41,907	Fair	15 to 19 years	
No	DOE	Q032	P.S. 32 - Q	171-11 35th Ave	Queens	19	50,952	Fair	> 20 years	
No	DOE	Q041	P.S. 41 - Q	214-43 35th Ave	Queens	19	78,588	Between Fair and Poor	15 to 19 years	
No	DOE	Q079	P.S. 79 - Q	15-28 149th St	Queens	19	112,820	Fair	15 to 19 years	
No	DOE	Q098	P.S. 98 - Q	40-20 235th St	Queens	19	19,942	Fair	> 20 years	
No	DOE	Q129	P.S. 129 - Q	128-02 7th Ave	Queens	19	118,950	Between Fair and Poor	15 to 19 years	
No	DOE	Q130	P.S. 130 - Q	200-01 42nd Ave	Queens	19	45,100	Poor	15 to 19 years	
No	DOE	Q158	J.H.S. 158 - Q	46-35 Oceania St	Queens	19	135,000	Between Good and Fair	15 to 19 years	
No	DOE	Q159	P.S. 159 - Q	205-01 33rd Ave	Queens	19	85,920	Fair	> 20 years	
No	DOE	Q169	P.S. 169 - Q	18-25 212 St	Queens	19	180,000	Fair	15 to 19 years	
No	DOE	Q193	P.S. 193 - Q	152-20 11th Ave	Queens	19	64,178	Fair	15 to 19 years	
No	DOE	Q194	J.H.S. 194 - Q	154-60 17th Ave	Queens	19	110,665	Between Fair and Poor	> 20 years	
No	DOE	Q209	P.S. 209 - Q	16-10 Utopia Pkwy	Queens	19	135,000	Fair	10 to 14 years	
No	DEP	Tallman Island WPCP Campus	Bin 4440692	127-01 Powell Cove Blvd	Queens	19	151,313	Unknown	Unknown	
No	DEP	Tallman Island WPCP Campus	Pump & Blower Building	127-01 Powell Cove Blvd	Queens	19	51,652	Poor	> 20 years	
No	DEP	Tallman Island WPCP Campus	Dewatering Facility	127-01 Powell Cove Blvd	Queens	19	29,722	Poor	> 20 years	
No	DEP	Tallman Island WPCP Campus	Screen Building	127-01 Powell Cove Blvd	Queens	19	19,377	Poor	> 20 years	
No	DEP	Tallman Island WPCP Campus	Collection Facility North Quarters	127-01 Powell Cove Blvd	Queens	19	13,560	Poor	> 20 years	
No	DOT		Queens Bus Facility	128-10 26th Ave	Queens	19	79,260	Unknown	Unknown	

ROOF FINDINGS BY DISTRICT

SOLAR-READY STATUS	AGENCY	CAMPUS NAME	SITE	ADDRESS	BOROUGH	CITY COUNCIL DISTRICT	TOTAL BUILDING GROSS SQ. FT.	STRUCTURAL CONDITION	ROOF AGE	COMMENTS
No	DSNY		Queens 7/11 District Garage Annex	30-19 122nd St	Queens	19	49,921	Unknown	Unknown	
No	DSNY		Queens 7/11 Garage and Boro Office	120-15 31st Ave	Queens	19	107,975	Good	> 20 years	
Yes	NYPD		111th Precinct	45-06 215th St	Queens	19	23,793	Good	10 to 14 years	
Yes	NYPD		Police Academy	130-30 28th Ave	Queens	19	250,577	Good	< 2 years	
Yes	DOE	Q094	P.S. 94 - Q	41-77 Little Neck Pkwy	Queens	19	35,400	Good	2 to 4 years	
Yes	DOE	Q107	P.S. 107 - Q	167-02 45th Ave	Queens	19	31,228	Good	5 to 9 years	
Yes	DOE	Q184	P.S. 184 - Q	163-15 21st Road	Queens	19	102,992	Good	5 to 9 years	
Yes	DOE	Q185	J.H.S. 185 - Q	147-26 25th Dr	Queens	19	127,172	Good	< 2 years	
Yes	NYPD		620 Circle Drive	620 Circle Dr	Queens	19	5,926,250	Good	5 to 9 years	
Yes	QPL		Bayside Community Library	214-20 Northern Blvd	Queens	19	10,300	Good	< 2 years	
No	NYPD		109th Precinct	37-05 Union St	Queens	20	48,700	Unknown	10 to 14 years	
No	NYPD		Flushing Armory (Queens North Task Force)	137-58 Northern Blvd	Queens	20	35,734	Good	Unknown	
No	DCLA	Flushing Town Hall	Flushing Town Hall	137-35 Northern Blvd	Queens	20	18,000	Good	> 20 years	
No	DCLA	Flushing Town Hall	Flushing Town Hall New parking Lot	135-56 Linden Place	Queens	20	18,750	Unknown	Unknown	
No	DCLA	Queens Botanical Garden	Greenhouse/Maintenance Building	43-50 Main St	Queens	20	21,226	Unknown	Unknown	
No	DOE	Q020	P.S. 20 - Q	142-30 Barclay Ave	Queens	20	170,000	Between Good and Fair	15 to 19 years	
No	DOE	Q022	P.S. 22 - Q	153-33 Sanford Ave	Queens	20	103,226	Between Good and Fair	10 to 14 years	
No	DOE	Q024	P.S. 24 - Q	141-11 Holly Ave	Queens	20	132,810	Fair	15 to 19 years	
No	DOE	Q120	P.S. 120 - Q	58-01 136th St	Queens	20	91,000	Good	15 to 19 years	
No	DOE	Q162	P.S. 162 - Q	201-02 53rd Ave	Queens	20	53,000	Between Fair and Poor	15 to 19 years	
No	DOE	Q163	P.S. 163 - Q	159-01 59th Ave	Queens	20	103,750	Fair	10 to 14 years	
No	DOE	Q177	P.S. 177 - Q	56-37 188th St	Queens	20	104,704	Fair	15 to 19 years	
No	DOE	Q189	J.H.S. 189 - Q	144-80 Barclay Ave	Queens	20	118,950	Poor	> 20 years	
No	DOE	Q214	P.S. 214 - Q	31-15 140th St	Queens	20	62,000	Between Fair and Poor	15 to 19 years	
No	DOE	Q242	P.S. 242 - Q	136-11 31st Rd	Queens	20	47,978	Fair	15 to 19 years	

ROOF FINDINGS BY DISTRICT

SOLAR-READY STATUS	AGENCY	CAMPUS NAME	SITE	ADDRESS	BOROUGH	CITY COUNCIL DISTRICT	TOTAL BUILDING GROSS SQ. FT.	STRUCTURAL CONDITION	ROOF AGE	COMMENTS
No	DOE	Q244	P.S. 244 - Q	137-20 Franklin Ave	Queens	20	38,880	Between Good and Fair	15 to 19 years	
No	DOE	Q430	Francis Lewis - Q	58-20 Utopia Pkwy	Queens	20	291,000	Between Good and Fair	15 to 19 years	
No	DOE	Q460	Flushing - Q	35-01 Union St	Queens	20	426,224	Between Fair and Poor	15 to 19 years	
No	DOE	Q859	Region 3/ROC C - Q	30-48 Linden Place	Queens	20	86,000	Fair	Unknown	
No	DOT		DOT Asphalt Plant	30-01 Harper St	Queens	20	14,300	Between Fair and Poor	Unknown	
No	QPL		Flushing (ALC) Community Library	41-17 Main St	Queens	20	76,000	Between Fair and Poor	15 to 19 years	
Yes	DPR		AI Oerter Recreation Center	131-40 Fowler Ave	Queens	20	39,000	Fair	5 to 9 years	
Yes	DPR		FMCP Aquatic Center	131-00 Avery Ave	Queens	20	110,000	Fair	5 to 9 years	
No	NYPD		110th Precinct	94-41 43rd Ave	Queens	21	15,300	Between Fair and Poor	10 to 14 years	
No	DOE	Q014	P.S. 14 - Q	107-01 Otis Ave	Queens	21	102,750	Fair	15 to 19 years	
No	DOE	Q016	P.S. 721 - Q (OTC-OL 16)	41-15 104th St	Queens	21	84,240	Between Fair and Poor	> 20 years	
No	DOE	Q028	P.S. 28 - Q	109-10 47th Ave	Queens	21	51,865	Fair	10 to 14 years	
No	DOE	Q061	I.S. 61 - Q	98-50 50th Ave	Queens	21	207,407	Fair	> 20 years	
No	DOE	Q127	P.S. 127 - Q	98-01 25th Ave	Queens	21	129,600	Between Fair and Poor	10 to 14 years	
No	DOE	Q140	P.S. 140 - Q	166-01 116th Ave	Queens	21	50,800	Between Fair and Poor	15 to 19 years	
No	DOE	Q143	P.S. 143 - Q	34-74 113th St	Queens	21	59,070	Between Good and Fair	> 20 years	
No	DOE	Q228	P.S. 228 - Q	32-65 93rd St	Queens	21	47,931	Fair	15 to 19 years	
No	DOE	Q292	P.S. 92 - Q	99-01 34th Ave	Queens	21	96,100	Between Fair and Poor	Unknown	
No	DCLA		Queens Theatre in the Park	56-09 Grand Central Pkwy	Queens	21	30,538	Poor	Unknown	
No	DOT		North Fleet Depot (Harper St. Yard Facility)	32-11 Harper St	Queens	21	95,761	Unknown	Unknown	
No	DPR		FMCP Building	Flushing Meadows Corona Park	Queens	21	25,000	Fair	> 20 years	
No	DPR		Louis Armstrong Recreation Center	33-16 108th St	Queens	21	25,650	Fair	> 20 years	
No	DPR		Worlds Fair Marina	Flushing Bay Promenade	Queens	21	10,500	Fair	> 20 years	
Yes	DOE	Q019	P.S. 19 - Q	98-02 Roosevelt Ave	Queens	21	66,380	Good	2 to 4 years	
Yes	DOE	Q227	I.S. 227 - Q	32-02 Junction Blvd	Queens	21	170,900	Good	5 to 9 years	
Yes	DPR		Olmsted Center	Flushing Meadows Corona Park	Queens	21	61,000	Fair	5 to 9 years	

ROOF FINDINGS BY DISTRICT

SOLAR-READY STATUS	AGENCY	CAMPUS NAME	SITE	ADDRESS	BOROUGH	CITY COUNCIL DISTRICT	TOTAL BUILDING GROSS SQ. FT.	STRUCTURAL CONDITION	ROOF AGE	COMMENTS
Yes	QPL		Langston Hughes Community Library	100-01 Northern Blvd	Queens	21	23,000	Good	5 to 9 years	
No	DOC	Rikers Island AMKC Campus	AMKC Detention Facility	Rikers Island	Bronx	22	963,830	Between Fair and Poor	Unknown	
No	DOC	Rikers Island EMTC Campus	EMTC Detention Facility	Rikers Island	Bronx	22	484,407	Fair	15 to 19 years	
No	DOC	Rikers Island GMDC Campus	GMDC Detention Facility	Rikers Island	Bronx	22	533,491	Fair	15 to 19 years	
No	DOC	Rikers Island GMDC Campus	GMDC MODS 4,5,8,9,10,11,12,13	Rikers Island	Bronx	22	92,000	Poor	> 20 years	
No	DOC	Rikers Island GMDC Campus	MODS 14,15,16,LL,N,QQ,RR	Rikers Island	Bronx	22	70,980	Poor	> 20 years	
No	DOC	Rikers Island GMDC Campus	West Sprungs	Rikers Island	Bronx	22	30,000	Poor	> 20 years	
No	DOC	Rikers Island JATC Campus	JATC Detention Facility	Rikers Island	Bronx	22	642,800	Poor	Unknown	
No	DOC	Rikers Island NIC Campus	North Infirmary Command (NIC)	Rikers Island	Bronx	22	66,800	Fair	15 to 19 years	
No	DOC	Rikers Island OBCC Campus	Main Building	Rikers Island	Bronx	22	461,047	Between Fair and Poor	Unknown	
No	DOC	Rikers Island OBCC Campus	300 Bed Annex	Rikers Island	Bronx	22	120,000	Between Fair and Poor	> 20 years	
No	DOC	Rikers Island OBCC Campus	CPSU 500 Bed Annex	Rikers Island	Bronx	22	120,000	Between Fair and Poor	> 20 years	
No	DOC	Rikers Island RMSC Campus	Dorms 17-20	Rikers Island	Bronx	22	32,000	Poor	> 20 years	
No	DOC	Rikers Island RNDC Campus	RNDC Detention Facility	Rikers Island	Bronx	22	557,200	Between Fair and Poor	Unknown	

ROOF FINDINGS BY DISTRICT

SOLAR-READY STATUS	AGENCY	CAMPUS NAME	SITE	ADDRESS	BOROUGH	CITY COUNCIL DISTRICT	TOTAL BUILDING GROSS SQ. FT.	STRUCTURAL CONDITION	ROOF AGE	COMMENTS
No	DOC	Rikers Island RNDC Campus	Mods 2,4,10	Rikers Island	Bronx	22	118,200	Poor	> 20 years	
No	DOC	Rikers Island RNDC Campus	Sprungs, MOD 3	Rikers Island	Bronx	22	30,400	Poor	> 20 years	
No	DOC		Rikers Island GRVC Detention Facility	Rikers Island	Bronx	22	458,000	Between Fair and Poor	Unknown	
No	DOC		RMSC Detention Facility	Rikers Island	Bronx	22	291,000	Between Fair and Poor	Unknown	
No	DOC		Rikers Island West Facility Campus: WF Detention Facility	Rikers Island	Bronx	22	94,914	Poor	> 20 years	
No	DOC		Rikers Island Transportation Garage (ASRS)	Rikers Island	Bronx	22	73,895	Poor	> 20 years	
No	DOC		Rikers Island Powerhouse	Rikers Island	Bronx	22	36,450	Poor	> 20 years	
No	DOC		East Sprungs & WS	Rikers Island	Bronx	22	33,000	Poor	> 20 years	
No	DOC		Rikers Island Bakery	Rikers Island	Bronx	22	30,750	Poor	> 20 years	
No	DOC		200 Bed Modules	Rikers Island	Bronx	22	30,000	Poor	> 20 years	
No	DOC		Rikers Island Division 1 Storehouse	Rikers Island	Bronx	22	30,000	Poor	> 20 years	
No	DOC		Buildings 3&4	Rikers Island	Bronx	22	20,000	Poor	> 20 years	
No	DOC		Modules OO & PP/(11&12)	Rikers Island	Bronx	22	20,000	Poor	> 20 years	
No	DOC		Modules WW & XX/(7&8)	Rikers Island	Bronx	22	20,000	Poor	> 20 years	
No	DOC		Rikers Island Laundry Facility	Rikers Island	Bronx	22	19,350	Poor	> 20 years	
No	DOC		Rikers Island Telecom/SOD/COD	Rikers Island	Bronx	22	16,000	Fair	15 to 19 years	
No	DOC		Locker Room	Rikers Island	Bronx	22	15,000	Poor	> 20 years	
No	DOC		Hart Island Module/S1	Rikers Island	Bronx	22	10,000	Poor	> 20 years	
No	DOC		Module 1	Rikers Island	Bronx	22	10,000	Poor	> 20 years	
No	DOC		Modules DD/(6)	Rikers Island	Bronx	22	10,000	Poor	> 20 years	
No	DOC		Pantry Buildings 1&2	Rikers Island	Bronx	22	10,000	Poor	> 20 years	
No	DOC		Pantry Buildings 3&4	Rikers Island	Bronx	22	10,000	Poor	> 20 years	
No	DOC		Pantry Buildings 5	Rikers Island	Bronx	22	10,000	Poor	> 20 years	
No	DOC		Sprung 1 (HIIP)	Rikers Island	Bronx	22	10,000	Poor	> 20 years	

ROOF FINDINGS BY DISTRICT

SOLAR-READY STATUS	AGENCY	CAMPUS NAME	SITE	ADDRESS	BOROUGH	CITY COUNCIL DISTRICT	TOTAL BUILDING GROSS SQ. FT.	STRUCTURAL CONDITION	ROOF AGE	COMMENTS
No	DEP	Bowery Bay WPCP Campus	Chlorine Contact Tank	4301 Berrian Blvd	Queens	22	39,609	Unknown	Unknown	
No	DEP	Bowery Bay WPCP Campus	BIN 4539570	4301 Berrian Blvd	Queens	22	1,417,230	Unknown	Unknown	
No	DEP	Bowery Bay WPCP Campus	Main Building + Low Level Screens + High Level Screens	4301 Berrian Blvd	Queens	22	107,738	Unknown	Unknown	
No	DEP	Bowery Bay WPCP Campus	Service Building	4301 Berrian Blvd	Queens	22	85,556	Unknown	Unknown	
No	DEP	Bowery Bay WPCP Campus	Sludge Dewatering Building	4301 Berrian Blvd	Queens	22	52,813	Unknown	Unknown	
No	DEP	Bowery Bay WPCP Campus	New Boiler Wing	4301 Berrian Blvd	Queens	22	12,742	Unknown	Unknown	
No	DEP	Bowery Bay WPCP Campus	Main Building Electrical Wing	4301 Berrian Blvd	Queens	22	11,205	Unknown	Unknown	
No	DOE	Q002	P.S. 2 - Q	75-10 21st Ave	Queens	22	54,750	Fair	10 to 14 years	
No	DOE	Q017	P.S. 17 - Q	28-37 29th St	Queens	22	84,400	Fair	15 to 19 years	
No	DOE	Q070	P.S. 70 - Q	30-45 42th St	Queens	22	130,960	Fair	15 to 19 years	
No	DOE	Q084	P.S. 84 - Q	22-45 41st St	Queens	22	59,856	Fair	> 20 years	
No	DOE	Q085	P.S. 85 - Q	23-70 31st St	Queens	22	57,500	Good	15 to 19 years	
No	DOE	Q122	P.S. 122 - Q	21-21 Ditmars Blvd	Queens	22	108,500	Poor	15 to 19 years	
No	DOE	Q151	P.S. 151 - Q	50-05 31st Ave	Queens	22	61,560	Fair	15 to 19 years	
No	DOE	Q234	P.S. 234 - Q	30-15 29th St	Queens	22	86,981	Between Good and Fair	10 to 14 years	
No	DEP	Bowery Bay WPCP Campus	North Aeration Tanks	4301 Berrian Blvd	Queens	22	265,980	Unknown	Unknown	
No	DEP	Bowery Bay WPCP Campus	North Preliminary Tanks	4301 Berrian Blvd	Queens	22	42,250	Unknown	Unknown	
No	DOE	Q452	Long Island City - Q	14-30 Broadway	Queens	22	380,000	Fair	> 20 years	

ROOF FINDINGS BY DISTRICT

SOLAR-READY STATUS	AGENCY	CAMPUS NAME	SITE	ADDRESS	BOROUGH	CITY COUNCIL DISTRICT	TOTAL BUILDING GROSS SQ. FT.	STRUCTURAL CONDITION	ROOF AGE	COMMENTS
No	DEP	Bowery Bay WPCP Campus	North Secondary Tanks	4301 Berrian Blvd	Queens	22	73,938	Unknown	Unknown	
No	DOE	Q739	Young Women's Leadership Academy	23-15 Newtown Ave	Queens	22	101,192	Good	10 to 14 years	
No	DEP	Bowery Bay WPCP Campus	South Aeration Tanks	4301 Berrian Blvd	Queens	22	398,970	Unknown	Unknown	
No	DEP	Bowery Bay WPCP Campus	South Preliminary Tank	4301 Berrian Blvd	Queens	22	69,713	Unknown	Unknown	
No	DOHMH		Astoria Health Center	12-26 31st Ave	Queens	22	28,372	Unknown	10 to 14 years	
No	DEP	Bowery Bay WPCP Campus	South Secondary Tanks	4301 Berrian Blvd	Queens	22	133,088	Unknown	Unknown	
No	DEP	Bowery Bay WPCP Campus	Storage Tanks + Primary Digesters + Sludge Thickener + Grit Bldg 17 Circular	4301 Berrian Blvd	Queens	22	106,652	Unknown	Unknown	
No	DPR		Astoria Park Pool House	19-00 23rd Ter	Queens	22	25,800	Fair	> 20 years	
Yes	DOC		Rikers Island New Central Warehouse	15-15 Hazen St	Bronx	22	28,838	Good	5 to 9 years	
Yes	DOE	Q126	I.S. 126 - Q	31-51 21st St	Queens	22	108,500	Good	5 to 9 years	
Yes	DOE	Q141	J.H.S. 141 - Q	37-11 21st Ave	Queens	22	122,134	Good	2 to 4 years	
Yes	DOE	Q171	P.S. 171 - Q	14-14 29th Ave	Queens	22	91,254	Good	< 2 years	
Yes	DOC	Rikers Island RMSC Campus	800 Bed Addition	16-16 Hazen St	Queens	22	225,000	Between Good and Fair	5 to 9 years	
Yes	QPL		Steinway (ALC) Community Library	21-45 31st St	Queens	22	11,200	Good	< 2 years	
No	FDNY		Engine Co. 301 and Ladder Co. 150	91-02 197th St	Queens	23	10,000	Between Fair and Poor	> 20 years	
No	NYPD		Highway District #3	198-15 Grand Central Pkwy	Queens	23	33,500	Good	15 to 19 years	
No	DOE	Q026	P.S. 26 - Q	195-02 69th Ave	Queens	23	86,700	Fair	15 to 19 years	
No	DOE	Q033	P.S. 33 - Q	91-37 222nd St	Queens	23	155,000	Fair	15 to 19 years	
No	DOE	Q035	P.S. 35 - Q	191-02 90th Ave	Queens	23	110,000	Between Fair and Poor	15 to 19 years	
No	DOE	Q133	P.S. 133 - Q	248-05 86th Ave	Queens	23	57,000	Fair	15 to 19 years	
No	DOE	Q135	P.S. 135 - Q	207-11 89th Ave	Queens	23	104,630	Between Fair and Poor	15 to 19 years	

ROOF FINDINGS BY DISTRICT

SOLAR-READY STATUS	AGENCY	CAMPUS NAME	SITE	ADDRESS	BOROUGH	CITY COUNCIL DISTRICT	TOTAL BUILDING GROSS SQ. FT.	STRUCTURAL CONDITION	ROOF AGE	COMMENTS
No	DOE	Q172	J.H.S. 172 - Q	81-14 257th St	Queens	23	171,000	Good	15 to 19 years	
No	DOE	Q179	P.S. 179 - Q	196-25 Peck Ave	Queens	23	115,000	Good	15 to 19 years	
No	DOE	Q186	P.S. 186 - Q	252-12 72nd Ave	Queens	23	161,500	Fair	15 to 19 years	
No	DOE	Q188	P.S. 188 - Q	218-12 Hartland Ave	Queens	23	123,648	Fair	15 to 19 years	
No	DOE	Q188	P.S. 188 ANNEX - Q	216-15 Peck Ave	Queens	23	72,253	Good	15 to 19 years	
No	DOE	Q191	P.S. 191 - Q	85-15 258th St	Queens	23	36,500	Poor	> 20 years	
No	DOE	Q203	P.S. 203 - Q	53-11 Springfield Blvd	Queens	23	67,890	Poor	> 20 years	
No	DOE	Q205	P.S. 205 - Q	75-25 Bell Blvd	Queens	23	185,328	Fair	15 to 19 years	
No	DOE	Q208	P.S./I.S. 208 - Q	74-30 Commonwealth Blvd	Queens	23	123,832	Between Good and Fair	10 to 14 years	
No	DOE	Q221	P.S. 221 - Q	57-40 Marathon Pkwy	Queens	23	75,600	Fair	15 to 19 years	
No	DOE	Q266	P.S./I.S. 266 - Q	74-10 Commonwealth Blvd	Queens	23	389,311	Between Good and Fair	10 to 14 years	
No	DOE	Q415	Benjamin Cardozo - Q	57-00 223rd St	Queens	23	454,536	Between Good and Fair	10 to 14 years	
No	DOE	Q435	Martin Van Buren - Q	230-17 Hillside Ave	Queens	23	636,219	Fair	10 to 14 years	
No	DOE	Q566	H.S. for Teaching, Liberal Arts	74-20 Commonwealth Blvd	Queens	23	201,770	Fair	10 to 14 years	
No	DOE	Q799	Cambria Heights Academy - Q	188-04 91st Ave	Queens	23	35,000	Good	> 20 years	
No	DOE	Q811	P.S. 811 - Q (OL 187-CMHC)	61-25 Marathon Pkwy	Queens	23	114,000	Fair	15 to 19 years	
No	CUNY	Queens-borough Community College	Science Bldg	222-15 56th Ave	Queens	23	171,204	Poor	Unknown	
No	CUNY	Queens-borough Community College	Humanities Bldg	222-25 56th Ave	Queens	23	148,066	Poor	Unknown	
No	CUNY	Queens-borough Community College	Medical Arts Bldg	222-01 56th Ave	Queens	23	141,324	Poor	Unknown	
No	CUNY	Queens-borough Community College	Kurt Schmeller Library	222-05 56th Ave	Queens	23	107,884	Between Fair and Poor	Unknown	

ROOF FINDINGS BY DISTRICT

SOLAR-READY STATUS	AGENCY	CAMPUS NAME	SITE	ADDRESS	BOROUGH	CITY COUNCIL DISTRICT	TOTAL BUILDING GROSS SQ. FT.	STRUCTURAL CONDITION	ROOF AGE	COMMENTS
No	CUNY	Queens-borough Community College	Admin & Business Bldg	222-11 56th Ave	Queens	23	72,026	Between Fair and Poor	Unknown	
No	CUNY	Queens-borough Community College	Kennedy Hall Gymnasium	221-05 56th Ave	Queens	23	57,776	Between Fair and Poor	Unknown	
No	CUNY	Queens-borough Community College	Cafeteria/Student Union Bldg	221-35 56th Ave	Queens	23	33,746	Between Good and Fair	> 20 years	
No	CUNY	Queens-borough Community College	Technology Bldg	221-25 56th Ave	Queens	23	30,632	Poor	Unknown	
No	CUNY	Queens-borough Community College	Service Bldg	221-03 56th Ave	Queens	23	27,622	Poor	Unknown	
No	CUNY	Queens-borough Community College	Oakland Bldg	221-15 56th Ave	Queens	23	23,520	Fair	> 20 years	
No	CUNY	Queens-borough Community College	C Building	222-03 56th Ave	Queens	23	20,804	Between Fair and Poor	Unknown	
No	CUNY	Queens-borough Community College	Temporary #Y2	222-09 56th Ave	Queens	23	12,840	Between Fair and Poor	Unknown	
No	CUNY	Queens-borough Community College	Temporary #Y1	226-11 56th Ave	Queens	23	10,540	Between Fair and Poor	Unknown	
No	DPR		Cunningham Park Maintenance Building	200 Union Turnpike	Queens	23	13,500	Fair	15 to 19 years	
No	DSNY		Queens East 11 District Garage	75-05 Douglaston Pkwy	Queens	23	100,228	Poor	Unknown	
Yes	NYPD		105th Precinct	92-08 222nd St	Queens	23	31,500	Good	10 to 14 years	
Yes	NYPD		186-01 73rd Ave (Old 107th Precinct)	186-01 73rd Ave	Queens	23	61,400	Good	< 2 years	
Yes	DOE	Q046	P.S. 46 - Q	64-45 218th St	Queens	23	47,000	Between Good and Fair	5 to 9 years	

ROOF FINDINGS BY DISTRICT

SOLAR-READY STATUS	AGENCY	CAMPUS NAME	SITE	ADDRESS	BOROUGH	CITY COUNCIL DISTRICT	TOTAL BUILDING GROSS SQ. FT.	STRUCTURAL CONDITION	ROOF AGE	COMMENTS
Yes	DOE	Q109	I.S. 109 - Q	213-10 92nd Ave	Queens	23	150,150	Good	5 to 9 years	
Yes	DOE	Q115	P.S. 115 - Q	80-51 261st St	Queens	23	70,734	Good	5 to 9 years	
Yes	DOE	Q178	P.S. 178 - Q	189-10 Radnor Rd	Queens	23	63,114	Good	5 to 9 years	
Yes	DOE	Q213	P.S. 213 - Q	231-02 67th Ave	Queens	23	142,000	Good	2 to 4 years	
Yes	DOE	Q263	P.S./I.S. 295 - Q	222-14 Jamaica Ave	Queens	23	99,814	Good	5 to 9 years	
Yes	QPL		Glen Oaks Community Library	256-04 Union Tpke	Queens	23	18,000	Good	2 to 4 years	
No	DOE	Q082	P.S. 82 - Q	88-02 144th St	Queens	24	20,000	Between Fair and Poor	15 to 19 years	
No	DOE	Q086	P.S. 86 - Q	87-41 Parsons Blvd	Queens	24	384,249	Good	15 to 19 years	
No	DOE	Q117	P.S. 117 - Q	85-15 143rd St	Queens	24	65,315	Between Fair and Poor	15 to 19 years	
No	DOE	Q131	P.S. 131 - Q	170-45 84th Ave	Queens	24	28,320	Poor	> 20 years	
No	DOE	Q154	P.S. 154 - Q	75-02 162nd St	Queens	24	31,506	Fair	15 to 19 years	
No	DOE	Q164	P.S. 164 - Q	138-01 77th Ave	Queens	24	41,410	Between Fair and Poor	15 to 19 years	
No	DOE	Q173	P.S. 173 - Q	174-10 67th Ave	Queens	24	88,500	Fair	> 20 years	
No	DOE	Q200	P.S. 200 - Q	70-10 164th St	Queens	24	76,200	Fair	15 to 19 years	
No	DOE	Q201	P.S. 201 - Q	65-11 155th St	Queens	24	130,644	Good	15 to 19 years	
No	DOE	Q216	J.H.S. 216 - Q	64-20 175 St	Queens	24	120,350	Between Fair and Poor	> 20 years	
No	DOE	Q217	J.H.S. 217 - Q	85-05 144th St	Queens	24	101,354	Between Fair and Poor	> 20 years	
No	DOE	Q219	P.S. 219 - Q	144-39 Gravett Rd	Queens	24	96,000	Good	> 20 years	
No	DOE	Q425	John Bowne - Q	63-25 Main St	Queens	24	254,000	Between Fair and Poor	15 to 19 years	
No	DOE	Q499	P.S./I.S. 499 - Q	148-20 Reeves Ave	Queens	24	114,369	Fair	10 to 14 years	
No	DOE	Q515	Townsend Harris H.S. - Q	149-11 Melbourne Ave	Queens	24	172,914	Fair	> 20 years	
No	DOE	Q595	Jamaica Learning Center - Q	162-02 Hillside Ave	Queens	24	30,600	Between Good and Fair	10 to 14 years	
No	DOE	Q695	Queens Gateway to Health Sci. - Q	160-20 Goethals Ave	Queens	24	98,158	Good	Unknown	
No	DCAS		Queens Supreme Court	88-11 Sutphin Blvd	Queens	24	308,200	Good	> 20 years	
No	DCAS		Queens Civil Court	89-17 Sutphin Blvd	Queens	24	230,035	Good	15 to 19 years	
Yes	DHS		Briarwood Residence	80-20 134th St	Queens	24	142,000	Good	5 to 9 years	

ROOF FINDINGS BY DISTRICT

SOLAR-READY STATUS	AGENCY	CAMPUS NAME	SITE	ADDRESS	BOROUGH	CITY COUNCIL DISTRICT	TOTAL BUILDING GROSS SQ. FT.	STRUCTURAL CONDITION	ROOF AGE	COMMENTS
Yes	NYPD		107th Precinct	71-01 Parsons Blvd	Queens	24	32,000	Good	5 to 9 years	
Yes	DOE	Q165	P.S. 165 - Q	70-35 150th St	Queens	24	96,770	Between Good and Fair	5 to 9 years	
Yes	DOE	Q168	J.H.S. 168 - Q	158-40 76 Rd	Queens	24	196,470	Good	5 to 9 years	
Yes	DOE	Q470	Jamaica - Q	167-01 Gothic Dr	Queens	24	240,000	Good	5 to 9 years	
Yes	DOE	Q620	Thomas A. Edison - Q	165-65 84th Ave	Queens	24	231,787	Good	< 2 years	
Yes	DOE	Q680	Young Womens Leadership School - Q	150-91 87th Rd	Queens	24	36,000	Good	< 2 years	
No	HHC	Elmhurst Hospital Center Campus	Center	79-01 Broadway	Queens	25	1,498,129	Between Fair and Poor	Unknown	
No	DOE	Q005	I.S. 5 - Q	50-40 Jacobus St	Queens	25	183,506	Between Good and Fair	15 to 19 years	
No	DOE	Q013	P.S. 13 - Q	55-01 94th St	Queens	25	147,394	Fair	15 to 19 years	
No	DOE	Q069	P.S. 69 - Q	77-02 37th Ave	Queens	25	86,890	Good	10 to 14 years	
No	DOE	Q089	P.S. 89 - Q	85-28 Britton Ave	Queens	25	163,000	Between Good and Fair	15 to 19 years	
No	DOE	Q102	P.S. 102 - Q	55-24 Van Horn St	Queens	25	110,880	Between Fair and Poor	> 20 years	
No	DOE	Q145	I.S. 145 - Q	33-34 80th St	Queens	25	189,197	Between Good and Fair	> 20 years	
No	DOE	Q148	P.S. 148 - Q	89-02 32nd Ave	Queens	25	102,476	Good	10 to 14 years	
No	DOE	Q149	P.S. 149 - Q	93-11 34th Ave	Queens	25	87,200	Between Fair and Poor	15 to 19 years	
No	DOE	Q212	P.S. 212 - Q	34-25 82nd St	Queens	25	93,899	Fair	15 to 19 years	
No	DOE	Q222	P.S. 222 - Q	86-15 37th Ave	Queens	25	49,182	Good	10 to 14 years	
No	DOE	Q230	I.S. 230 - Q	34-01 73rd St	Queens	25	75,000	Fair	15 to 19 years	
No	DOE	Q280	P.S. 280 - Q	34-20 94th St	Queens	25	26,600	Between Fair and Poor	Unknown	
No	QPL		Jackson Heights Community Library	35-51 81st St	Queens	25	17,100	Between Fair and Poor	> 20 years	
Yes	DOE	Q322	P.S. 14 - Q	89-11 43rd Ave	Queens	25	61,284	Good	5 to 9 years	
Yes	DOE	Q457	Newtown - Q	48-01 90th St	Queens	25	111,836	Fair	5 to 9 years	
Yes	HHC	Elmhurst Hospital Center Campus	Hope Pavilion	77-04 41st Ave	Queens	25	23,954	Good	5 to 9 years	

ROOF FINDINGS BY DISTRICT

SOLAR-READY STATUS	AGENCY	CAMPUS NAME	SITE	ADDRESS	BOROUGH	CITY COUNCIL DISTRICT	TOTAL BUILDING GROSS SQ. FT.	STRUCTURAL CONDITION	ROOF AGE	COMMENTS
Yes	HHC	Elmhurst Hospital Center Campus	Women's Health Pavilion	78-20 41st Ave	Queens	25	17,370	Good	5 to 9 years	
Yes	QPL		Elmhurst (ALC) Community Library	85-08 51st Ave	Queens	25	14,800	Good	< 2 years	
No	NYPD		Property Clerk	47-07 Pearson Place	Queens	26	66,296	Between Fair and Poor	Unknown	
No	FDNY		Engine Co 258 and Ladder Co. 115	10-40 47th Ave	Queens	26	13,500	Unknown	15 to 19 years	
No	CUNY	LaGuardia Community College	E - E Building	31-40 Thomson Ave	Queens	26	367,000	Poor	Unknown	
No	CUNY	LaGuardia Community College	M - Joseph Shenker Hall	31-10 Thomson Ave	Queens	26	261,099	Poor	Unknown	
No	DOE	Q011	P.S. 11 - Q	54-25 Skillman Ave	Queens	26	28,800	Between Fair and Poor	15 to 19 years	
No	DOE	Q076	P.S. 76 - Q	36-36 10th St	Queens	26	87,030	Fair	15 to 19 years	
No	DOE	Q111	P.S. 111 - Q	37-15 13th St	Queens	26	82,000	Fair	15 to 19 years	
No	DOE	Q112	P.S. 112 - Q	25-05 37th Ave	Queens	26	128,000	Fair	10 to 14 years	
No	DOE	Q150	P.S. 150 - Q	40-01 43rd Ave	Queens	26	84,480	Fair	15 to 19 years	
No	DOE	Q152	P.S. 152 - Q	33-52 62nd St	Queens	26	169,320	Fair	15 to 19 years	
No	DOE	Q166	P.S. 166 - Q	33-09 35th Ave	Queens	26	105,830	Between Fair and Poor	15 to 19 years	
No	DOE	Q450	The Newcomers School - Q	28-01 41st Ave	Queens	26	81,750	Poor	> 20 years	
No	DOE	Q600	Queens Vocational Tech. H.S. - Q	37-02 47th Ave	Queens	26	145,872	Good	10 to 14 years	
No	DOE	Q610	Aviation H.S. - Q	45-30 36th St	Queens	26	217,760	Between Fair and Poor	15 to 19 years	
No	DOE	Q725	Information & Technology H.S. - Q	21-16 44th Rd	Queens	26	113,000	Between Good and Fair	10 to 14 years	
No	DOE	Q800	Division of School Facilities - Q	28-11 Queens Plaza North	Queens	26	188,542	Poor	> 20 years	
No	DCAS		Long Island City Courthouse	25-10 Court Sq	Queens	26	59,300	Good	15 to 19 years	
No	DCLA		P.S. 1 Contemporary Art Center	46-01 21st St	Queens	26	140,000	Fair	15 to 19 years	
No	DOT		Office	28-19 Bridge Plz North	Queens	26	188,542	Unknown	Unknown	
No	DOT		Stlighting Warehouse	46-01 37th Ave	Queens	26	18,472	Fair	Unknown	
No	DOT		Warehouse	11-00 53rd Ave	Queens	26	-	Unknown	Unknown	

ROOF FINDINGS BY DISTRICT

SOLAR-READY STATUS	AGENCY	CAMPUS NAME	SITE	ADDRESS	BOROUGH	CITY COUNCIL DISTRICT	TOTAL BUILDING GROSS SQ. FT.	STRUCTURAL CONDITION	ROOF AGE	COMMENTS
No	NYPL		Library Services Center (Leased)	31-11 Thomson Ave	Queens	26	145,640	Good	Unknown	
No	QPL		Woodside Community Library	54-22 Skillman Ave	Queens	26	10,200	Between Fair and Poor	10 to 14 years	
No	QPL		Long Island City Community Library (Leased) (Space)	37-44 21st St	Queens	26	18,000	Unknown	Unknown	
No	DSNY		Queens West 1 District Garage	34-28 21st St	Queens	26	36,900	Between Fair and Poor	Unknown	
Yes	DHS		Borden Ave Shelter	21-10 Borden Ave	Queens	26	55,000	Good	5 to 9 years	
Yes	NYPD		108th Precinct	5-47 50th Ave	Queens	26	15,000	Good	10 to 14 years	
Yes	CUNY	Laguardia Community College	C - Center 3 Building	29-10 Thomson Ave	Queens	26	892,106	Between Good and Fair	5 to 9 years	
Yes	DOE	Q010	J.H.S. 10 - Q	45-11 31st Ave	Queens	26	72,000	Good	2 to 4 years	
Yes	DOE	Q012	P.S. 12 - Q	42-00 72nd St	Queens	26	92,068	Between Good and Fair	5 to 9 years	
Yes	DOE	Q199	P.S. 199 - Q	39-20 48th Ave	Queens	26	53,979	Between Good and Fair	5 to 9 years	
Yes	DOE	Q570	Frank Sinatra H.S. - Q	35-12 35th Ave	Queens	26	43,000	Good	5 to 9 years	
Yes	DOE	Q801	Bureau of Supplies	44-36 Vernon Blvd	Queens	26	750,000	Good	2 to 4 years	
Yes	DOE	Q825	I.S. 125 - Q	46-02 47th Ave	Queens	26	108,650	Good	5 to 9 years	
Yes	FDNY		Engine Co. 259 and Ladder Co. 128, Batt. 45	33-51 Greenpoint Ave	Queens	26	15,790	Good	5 to 9 years	
Yes	DCLA		Museum of the Moving Image	36-01 35th Ave	Queens	26	96,000	Good	5 to 9 years	
Yes	QPL		Broadway Community Library	40-20 Broadway	Queens	26	15,700	Good	< 2 years	
No	NYPD		NYPD Police Laboratory	150-14 Jamaica Ave	Queens	27	132,500	Between Good and Fair	10 to 14 years	
No	DOE	Q034	P.S. 34 - Q	104-12 Springfield Blvd	Queens	27	29,346	Fair	15 to 19 years	
No	DOE	Q036	P.S. 36 - Q	187-01 Foch Blvd	Queens	27	36,750	Between Fair and Poor	15 to 19 years	
No	DOE	Q037	P.S. 37 - Q	179-37 137th Ave	Queens	27	99,000	Fair	10 to 14 years	
No	DOE	Q059	I.S. 59 - Q	132-55 Ridgedale St	Queens	27	122,080	Between Good and Fair	15 to 19 years	
No	DOE	Q095	P.S. 95 - Q	179-01 90th Ave	Queens	27	109,400	Fair	15 to 19 years	
No	DOE	Q118	P.S. 118 - Q	190-20 109th Rd	Queens	27	57,600	Good	15 to 19 years	
No	DOE	Q134	P.S. 134 - Q	203-02 109th Ave	Queens	27	108,220	Good	10 to 14 years	
No	DOE	Q136	P.S. 136 - Q	201-15 115th Ave	Queens	27	97,200	Between Fair and Poor	15 to 19 years	

ROOF FINDINGS BY DISTRICT

SOLAR-READY STATUS	AGENCY	CAMPUS NAME	SITE	ADDRESS	BOROUGH	CITY COUNCIL DISTRICT	TOTAL BUILDING GROSS SQ. FT.	STRUCTURAL CONDITION	ROOF AGE	COMMENTS
No	DOE	Q147	P.S. 147 - Q	218-01 116th Ave	Queens	27	79,750	Good	15 to 19 years	
No	DOE	Q176	P.S. 176 - Q	120-45 235th St	Queens	27	83,224	Fair	> 20 years	
No	DOE	Q238	I.S. 238 - Q	88-15 182nd St	Queens	27	187,000	Fair	10 to 14 years	
No	NYPD		Parking Garage	150-02 Jamaica Ave	Queens	27	88,000	Unknown	Unknown	
No	QPL		Queens Central ALC and Offices (Leased) (Space)	91-14 Merrick Blvd	Queens	27	11,000	Unknown	Unknown	
No	ACS		Blanche Day Care Center	109-60 202nd St	Queens	27	17,590	Good	15 to 19 years	
No	ACS		195-05 Linden Blvd	195-05 Linden Blvd	Queens	27	16,940	Unknown	Unknown	
No	DCAS		Queens Family Court	151-02 Jamaica Ave	Queens	27	291,589	Between Good and Fair	15 to 19 years	
No	DHS		Jamaica Arms Hotel/Family Respite Residence	175-10 88th Ave	Queens	27	80,332	Between Good and Fair	10 to 14 years	
No	HPD		15625 Liberty Ave - 2nd Structure(Leased)	15625 Liberty Ave	Queens	27	33,500	Unknown	Unknown	
No	DPR		Roy Wilkins Recreation Center	117-05 Merrick Blvd	Queens	27	60,000	Fair	15 to 19 years	
No	QPL		Queens Central Library	89-11 Merrick Blvd	Queens	27	239,750	Good	10 to 14 years	
Yes	NYPD		103rd Precinct	168-02 91st Ave	Queens	27	27,250	Good	< 2 years	
Yes	DOE	Q015	P.S. 15 - Q	121-15 Lucas St	Queens	27	49,410	Fair	2 to 4 years	
Yes	DOE	Q116	P.S. 116 - Q	107-25 Wren Place	Queens	27	37,000	Good	< 2 years	
Yes	DOE	Q268	P.S. 268 - Q	92-07 175th St	Queens	27	96,000	Good	< 2 years	
Yes	QPL		South Jamaica Community Library	108-41 Guy R. Brewer Blvd	Queens	27	13,500	Good	5 to 9 years	
No	DEP	Jerome Ave Campus	3201 Jerome Ave	3201 Jerome Ave	Bronx	28	39,431	Unknown	Unknown	
No	FDNY		Engine Co. 279 and Ladder Co. 131	252 Lorraine St	Brooklyn	28	10,548	Unknown	10 to 14 years	
No	DEP	Jamaica WPCP Campus	Aeration Tank	150-20 134th St	Queens	28	158,400	Unknown	Unknown	
No	NYPD		113th Precinct	167-02 Baisley Blvd	Queens	28	22,250	Between Fair and Poor	5 to 9 years	
No	DEP	Jamaica WPCP Campus	Contact Tanks	150-20 134th St	Queens	28	38,000	Unknown	Unknown	

ROOF FINDINGS BY DISTRICT

SOLAR-READY STATUS	AGENCY	CAMPUS NAME	SITE	ADDRESS	BOROUGH	CITY COUNCIL DISTRICT	TOTAL BUILDING GROSS SQ. FT.	STRUCTURAL CONDITION	ROOF AGE	COMMENTS
No	DEP	Jamaica WPCP Campus	Dewatering	150-20 134th St	Queens	28	54,450	Unknown	Unknown	
No	DEP	Jamaica WPCP Campus	Digestor Tanks	150-20 134th St	Queens	28	60,288	Unknown	Unknown	
No	DEP	Jamaica WPCP Campus	Final Tank	150-20 134th St	Queens	28	135,600	Unknown	Unknown	
No	DEP	Jamaica WPCP Campus	Grit	150-20 134th St	Queens	28	23,736	Unknown	Unknown	
No	DOE	Q040	P.S. 40 - Q	109-20 Union Hall St	Queens	28	109,240	Fair	> 20 years	
No	DOE	Q045	P.S. 45 - Q	126-28 150th St	Queens	28	52,065	Between Fair and Poor	15 to 19 years	
No	DOE	Q048	P.S. 48 - Q	155-02 108th Ave	Queens	28	35,450	Fair	15 to 19 years	
No	DOE	Q055	P.S. 55 - Q	131-10 97th Ave	Queens	28	53,746	Fair	15 to 19 years	
No	DOE	Q062	P.S. 62 - Q	97-25 108th St	Queens	28	77,160	Between Fair and Poor	> 20 years	
No	DEP	Jamaica WPCP Campus	Main Bldg	150-20 134th St	Queens	28	55,278	Unknown	Unknown	
No	DOE	Q080	P.S. 80 - Q	171-05 137th Ave	Queens	28	94,794	Fair	15 to 19 years	
No	DOE	Q096	P.S. 96 - Q	130-01 Rockaway Blvd	Queens	28	21,240	Fair	15 to 19 years	
No	DOE	Q100	P.S. 100 - Q	111-11 118th St	Queens	28	73,920	Fair	10 to 14 years	
No	DOE	Q108	P.S. 108 - Q	108-10 109th Ave	Queens	28	101,850	Between Fair and Poor	> 20 years	
No	DOE	Q121	P.S. 121 - Q	126-10 109th Ave	Queens	28	182,360	Between Fair and Poor	15 to 19 years	
No	DOE	Q123	P.S. 123 - Q	145-01 119th Ave	Queens	28	77,600	Fair	> 20 years	
No	DOE	Q142	P.S. 752 - Q	142-10 Linden Blvd	Queens	28	243,100	Between Good and Fair	15 to 19 years	
No	DOE	Q155	P.S. 155 - Q	130-02 115th Ave	Queens	28	129,600	Between Fair and Poor	15 to 19 years	
No	DOE	Q160	P.S. 160 - Q	109-59 Inwood St	Queens	28	129,584	Between Fair and Poor	10 to 14 years	
No	DOE	Q161	P.S. 161 - Q	101-33 124th St	Queens	28	69,114	Good	15 to 19 years	
No	DOE	Q223	P.S. 223 - Q	125-20 Sutphin Blvd	Queens	28	104,824	Between Fair and Poor	> 20 years	
No	DOE	Q233	P.S. 233 - Q	114-43 142nd St	Queens	28	243,100	Poor	Unknown	

ROOF FINDINGS BY DISTRICT

SOLAR-READY STATUS	AGENCY	CAMPUS NAME	SITE	ADDRESS	BOROUGH	CITY COUNCIL DISTRICT	TOTAL BUILDING GROSS SQ. FT.	STRUCTURAL CONDITION	ROOF AGE	COMMENTS
No	DOE	Q475	Richmond Hill - Q	89-30 114th St	Queens	28	100,000	Fair	> 20 years	
No	DOE	Q650	H.S. for Construction Trades	94-06 104th St	Queens	28	149,900	Between Good and Fair	10 to 14 years	
No	DOE	Q690	H.S. For Law Enforcement And	116-25 Guy Brewer Blvd	Queens	28	189,693	Fair	10 to 14 years	
No	DEP	Jamaica WPCP Campus	Primary Tank	150-20 134th St	Queens	28	60,000	Unknown	Unknown	
No	HRA		South Jamaica MAC	114-02 Guy R. Brewer Blvd	Queens	28	21,255	Between Good and Fair	10 to 14 years	
No	DEP	Jamaica WPCP Campus	Thickener	150-20 134th St	Queens	28	20,300	Unknown	Unknown	
No	DEP	Jamaica WPCP Campus	Thickener Tank	150-20 134th St	Queens	28	19,235	Unknown	Unknown	
No	DSNY		Queens East 8, 10, 12 District Garage; 12A Broom	130-23 150th Ave	Queens	28	105,000	Poor	Unknown	
Yes	DEP	Jamaica WPCP Campus	150-20 134th St	150-20 134th St	Queens	28	686,240	Good	< 2 years	
Yes	DEP	Jamaica WPCP Campus	New administration Bldg	150-20 134th St	Queens	28	26,600	Good	2 to 4 years	
Yes	DOE	Q030	P.S. 30 - Q	126-10 Bedell St	Queens	28	165,600	Good	< 2 years	
Yes	DOE	Q050	P.S. 50 - Q	143-26 101st Ave	Queens	28	112,144	Good	2 to 4 years	
Yes	DOE	Q124	P.S. 124 - Q	129-15 150th Ave	Queens	28	68,000	Good	5 to 9 years	
Yes	DOE	Q400	August Martin - Q	156-10 Baisley Blvd	Queens	28	175,040	Good	2 to 4 years	
No	NYPD		112th Precinct	68-40 Austin St	Queens	29	36,111	Unknown	10 to 14 years	
No	DOE	Q054	P.S. 54 - Q	86-02 127th St	Queens	29	46,307	Between Good and Fair	10 to 14 years	
No	DOE	Q101	P.S. 101 - Q	2 Russell Place	Queens	29	46,800	Between Good and Fair	> 20 years	
No	DOE	Q144	P.S. 144 - Q	93-02 69 Ave	Queens	29	64,744	Fair	15 to 19 years	
No	DOE	Q174	P.S. 174 - Q	65-10 Dieterle Crescent	Queens	29	33,250	Good	10 to 14 years	
No	DOE	Q190	J.H.S. 190 - Q	68-17 Austin St	Queens	29	134,102	Between Fair and Poor	> 20 years	
No	DOE	Q196	P.S. 196 - Q	71-25 113th St	Queens	29	102,349	Poor	> 20 years	
No	DOE	Q206	P.S. 206 - Q	61-21 97th Place	Queens	29	58,000	Between Fair and Poor	15 to 19 years	

ROOF FINDINGS BY DISTRICT

SOLAR-READY STATUS	AGENCY	CAMPUS NAME	SITE	ADDRESS	BOROUGH	CITY COUNCIL DISTRICT	TOTAL BUILDING GROSS SQ. FT.	STRUCTURAL CONDITION	ROOF AGE	COMMENTS
No	DOE	Q303	P.S. 303 - Q	108-55 69th Ave	Queens	29	31,000	Good	Unknown	
No	DOE	Q440	Forest Hills - Q	67-01 110th St	Queens	29	422,500	Between Fair and Poor	> 20 years	
No	DCAS		Queens Criminal Court	125-01 Queens Blvd	Queens	29	440,640	Poor	Unknown	
No	DCAS		Queens Borough Hall	120-55 Queens Blvd	Queens	29	261,000	Fair	15 to 19 years	
No	DCAS		Queens Criminal Court (Annex)	125-01 Queens Blvd	Queens	29	207,360	Fair	> 20 years	
No	DOC		Queens Detention Complex (BIN 4458617)	126-02 82nd Ave	Queens	29	177,554	Between Fair and Poor	> 20 years	
No	DOC		BIN 4458616	126-02 82nd Ave	Queens	29	31,333	Between Fair and Poor	> 20 years	
No	DOT		DOT Maintenance Shop	69-46 Sybilla St	Queens	29	23,624	Fair	Unknown	
Yes	NYPD		102nd Precinct	87-30 118th St	Queens	29	18,225	Good	2 to 4 years	
Yes	DOE	Q099	P.S. 99 - Q	82-37 Kew Gardens Rd	Queens	29	40,997	Good	< 2 years	
Yes	DOE	Q175	P.S. 175 - Q	64-35 102nd St	Queens	29	82,000	Good	< 2 years	
Yes	DOE	Q220	P.S. 220 - Q	62-10 108th St	Queens	29	165,780	Good	< 2 years	
Yes	DOE	Q686	Metropolitan Ave Campus - Q	91-30 Metropolitan Ave	Queens	29	307,038	Between Good and Fair	2 to 4 years	
Yes	DPR		Lost Battalion Hall Recreation Center	93-29 Queens Blvd	Queens	29	32,640	Between Good and Fair	5 to 9 years	Cool roof
Yes	QPL		Forest Hills Community Library	108-19 71st Ave	Queens	29	23,739	Good	< 2 years	
Yes	QPL		Richmond Hill Community Library	118-14 Hillside Ave	Queens	29	13,000	Between Good and Fair	2 to 4 years	
No	NYPD		Building Maintenance/Quartermaster	59-06 Laurel Hill Blvd	Queens	30	101,600	Good	10 to 14 years	
No	NYPD		104th Precinct	64-2 Catalpa Ave	Queens	30	19,075	Between Fair and Poor	10 to 14 years	
No	DOE	Q009	P.S. 9 - Q (W Reed School)	58-74 57th St	Queens	30	36,000	Between Fair and Poor	15 to 19 years	
No	DOE	Q058	P.S. 58 - Q	72-24 Grand Ave	Queens	30	101,872	Fair	10 to 14 years	
No	DOE	Q068	P.S. 68 - Q	59-09 Saint Felix Ave	Queens	30	50,300	Good	15 to 19 years	
No	DOE	Q071	P.S. 71 - Q	62-85 Forest Ave	Queens	30	90,000	Fair	10 to 14 years	
No	DOE	Q073	I.S. 73 - Q	70-02 54th Ave	Queens	30	133,000	Between Good and Fair	10 to 14 years	
No	DOE	Q088	P.S. 88 - Q	60-85 Catalpa Ave	Queens	30	108,169	Fair	15 to 19 years	
No	DOE	Q091	P.S. 91 - Q	68-10 Central Ave	Queens	30	92,000	Fair	> 20 years	
No	DOE	Q093	I.S. 93 - Q	6656 Forest Ave	Queens	30	125,813	Poor	> 20 years	

ROOF FINDINGS BY DISTRICT

SOLAR-READY STATUS	AGENCY	CAMPUS NAME	SITE	ADDRESS	BOROUGH	CITY COUNCIL DISTRICT	TOTAL BUILDING GROSS SQ. FT.	STRUCTURAL CONDITION	ROOF AGE	COMMENTS
No	DOE	Q113	P.S. 113 - Q	87-21 79th Ave	Queens	30	104,284	Fair	10 to 14 years	
No	DOE	Q119	I.S. 119 - Q	74-01 78th Ave	Queens	30	202,462	Fair	15 to 19 years	
No	DOE	Q153	P.S. 153 - Q	60-02 60 Lane	Queens	30	120,278	Between Fair and Poor	15 to 19 years	
No	DOE	Q878	P.S. 128 Annex - Q	63-25 69th St	Queens	30	16,700	Between Fair and Poor	> 20 years	
No	DOT		Maspeth Central Shops	58-50 57th Rd	Queens	30	109,800	Between Fair and Poor	Unknown	
No	QPL		Glendale Community Library	78-60 73rd Place	Queens	30	13,356	Between Good and Fair	Unknown	
No	DSNY		Queens 6 Garage	58-73 53rd Ave	Queens	30	62,880	Poor	Unknown	
No	DSNY		Queens Borough Repair Shop	52-07 58th St	Queens	30	189,270	Between Fair and Poor	Unknown	
No	DSNY		Queens West 2,3,4 District Garages; Central Repair Shop	52-35 58th St	Queens	30	765,094	Between Fair and Poor	Unknown	
No	DSNY		Queens West 5 and 5A District Garages	48-01 58th Rd	Queens	30	79,000	Poor	Unknown	
No	DSNY		Queens West 5A Broom Garage	58-02 48th St	Queens	30	37,000	Poor	Unknown	
No	DSNY		Sanitation Police Enforcement	51-15 Flushing Ave	Queens	30	17,700	Unknown	Unknown	
Yes	NYPD		Central Motor Repair Shop	53-15 58th St	Queens	30	75,400	Good	2 to 4 years	
Yes	DOE	Q023	Queens Academy H.S. - Q	138-11 35th Ave	Queens	30	102,750	Good	< 2 years	
Yes	DOE	Q049	P.S. 49 - Q	79-15 Penelope Ave	Queens	30	84,428	Fair	< 2 years	
Yes	DOE	Q087	P.S. 87 - Q	67-54 80th St	Queens	30	73,705	Good	2 to 4 years	
Yes	DOE	Q485	Grover Cleveland - Q	21-27 Himrod St	Queens	30	528,000	Good	5 to 9 years	
Yes	FDNY		Queens CO	83-24 Woodhaven Blvd	Queens	30	10,762	Good	5 to 9 years	
Yes	DPR		Forest Park DPR Shops	82-99 88th Place	Queens	30	27,000	Good	< 2 years	Cool roof
Yes	QPL		Ridgewood Community Library	20-12 Madison St	Queens	30	12,000	Good	< 2 years	
No	FDNY		Engine Co. 265 and Ladder 121, Batt. 47, EMS 47	303 Beach 49th St	Queens	31	19,958	Fair	10 to 14 years	
No	FDNY		Engine Co. 264 and Ladder Co. 134, Engine Co. 328	16-17 Central Ave	Queens	31	16,550	Between Fair and Poor	> 20 years	
No	NYPD		Queens South Task Force	244-04 North Conduit Ave	Queens	31	19,024	Between Fair and Poor	Unknown	
No	DOE	Q038	P.S. 38 - Q	135-21 241st St	Queens	31	13,334	Between Fair and Poor	> 20 years	
No	DOE	Q052	P.S. 52 - Q	178-37 146th Ter	Queens	31	69,000	Good	15 to 19 years	

ROOF FINDINGS BY DISTRICT

SOLAR-READY STATUS	AGENCY	CAMPUS NAME	SITE	ADDRESS	BOROUGH	CITY COUNCIL DISTRICT	TOTAL BUILDING GROSS SQ. FT.	STRUCTURAL CONDITION	ROOF AGE	COMMENTS
No	DOE	Q053	I.S. 53 - Q	10-45 Nameoke St	Queens	31	163,623	Fair	15 to 19 years	
No	DOE	Q104	P.S. 104 - Q	26-01 Mott Ave	Queens	31	100,000	Fair	15 to 19 years	
No	DOE	Q105	P.S. 105 - Q	420 Beach 51st St	Queens	31	141,500	Fair	15 to 19 years	
No	DOE	Q106	P.S. 106 - Q	180 Beach 35th St	Queens	31	39,025	Fair	15 to 19 years	
No	DOE	Q132	P.S. 132 - Q	132-15 218th St	Queens	31	53,100	Fair	15 to 19 years	
No	DOE	Q138	P.S. 138 - Q	251-11 Weller Ave	Queens	31	97,190	Between Fair and Poor	15 to 19 years	
No	DOE	Q156	P.S. 156 - Q	229-02 137th Ave	Queens	31	79,200	Between Fair and Poor	> 20 years	
No	DOE	Q181	P.S. 181 - Q	148-15 230th St	Queens	31	55,392	Between Fair and Poor	15 to 19 years	
No	DOE	Q195	P.S. 195 - Q	253-50 149th Ave	Queens	31	213,338	Poor	15 to 19 years	
No	DOE	Q197	P.S. 197 - Q	825 Hicksville Road	Queens	31	95,000	Poor	> 20 years	
No	DOE	Q253	P.S. 253 - Q	1307 Central Ave	Queens	31	77,576	Good	10 to 14 years	
No	DOE	Q333	P.S. 333 - Q	365 Beach 56th St	Queens	31	97,622	Poor	15 to 19 years	
No	DOE	Q420	Springfield Gardens H.S. - Q	143-10 Springfield Blvd	Queens	31	285,170	Fair	10 to 14 years	
No	DOE	Q465	Far Rockaway - Q	821 Beach 25th St	Queens	31	46,170	Between Fair and Poor	> 20 years	
No	DOE	Q907	P.S. 43 - Q	98 Beach 28th St	Queens	31	10,640	Good	10 to 14 years	
No	ACS		44-22 Beach Channel Dr	44-22 Beach Channel Dr	Queens	31	27,700	Between Fair and Poor	15 to 19 years	
No	DHS		Springfield Family Residence	146-80 Guy R. Brewer Blvd	Queens	31	21,000	Unknown	Unknown	
No	DPR		Sorrentino Recreation Center	18-48 Cornaga Ave	Queens	31	12,240	Fair	> 20 years	
Yes	NYPD		101st Precinct	16-12 Mott Ave	Queens	31	18,680	Good	5 to 9 years	
Yes	DOE	Q042	P.S. 42 - Q	488 Beach 66th St	Queens	31	96,991	Good	2 to 4 years	
Yes	DOE	Q215	P.S. 215 - Q	535 Briar Place	Queens	31	123,804	Good	2 to 4 years	
Yes	DOE	Q231	J.H.S. 231 - Q (Tandem Q251-29)	145-00 Springfield Blvd	Queens	31	160,000	Good	5 to 9 years	
Yes	DOE	Q270	P.S./I.S. 270 - Q	233-15 Merrick Blvd	Queens	31	78,380	Good	< 2 years	
Yes	DSNY		Q14 District Garage	51-10 Alameda Ave	Queens	31	62,100	Good	5 to 9 years	
No	FDNY		Engine Co. 266	92-20 Rockaway Beach Blvd	Queens	32	11,960	Fair	10 to 14 years	
No	NYPD		106th Precinct	103-53 101st St	Queens	32	19,044	Between Fair and Poor	10 to 14 years	

ROOF FINDINGS BY DISTRICT

SOLAR-READY STATUS	AGENCY	CAMPUS NAME	SITE	ADDRESS	BOROUGH	CITY COUNCIL DISTRICT	TOTAL BUILDING GROSS SQ. FT.	STRUCTURAL CONDITION	ROOF AGE	COMMENTS
No	NYPD	100th Precinct Campus	100th Precinct	92-24 Rockaway Beach Blvd	Queens	32	20,710	Between Fair and Poor	10 to 14 years	
No	FDNY		Engine Co. 268 and Ladder Co. 137	257 Beach 116th St	Queens	32	10,089	Unknown	15 to 19 years	
No	DOE	Q047	P.S. 47 - Q	9 Power Rd	Queens	32	10,740	Between Good and Fair	> 20 years	
No	DOE	Q060	P.S. 60 - Q	91-02 88th Ave	Queens	32	83,467	Fair	15 to 19 years	
No	DOE	Q063	P.S. 63 - Q	90-15 Sutter Ave	Queens	32	105,880	Between Fair and Poor	15 to 19 years	
No	DOE	Q064	P.S. 64 - Q	82-01 101st Ave	Queens	32	53,230	Fair	10 to 14 years	
No	DOE	Q066	P.S. 66 - Q	85-11 102nd St	Queens	32	24,840	Good	10 to 14 years	
No	DOE	Q090	P.S. 90 - Q	86-50 109th St	Queens	32	105,600	Fair	15 to 19 years	
No	DOE	Q097	P.S. 97 - Q	85-52 85th St	Queens	32	72,550	Between Fair and Poor	15 to 19 years	
No	DOE	Q114	P.S. 114 - Q	134-01 Cronston Ave	Queens	32	71,915	Fair	15 to 19 years	
No	DOE	Q137	I.S. 137 - Q	109-15 98th St	Queens	32	183,070	Between Fair and Poor	10 to 14 years	
No	DOE	Q146	P.S. 146 - Q	98-01 159th Ave	Queens	32	72,700	Good	10 to 14 years	
No	DOE	Q180	J.H.S. 180 - Q	320 Beach 104th St	Queens	32	119,875	Fair	15 to 19 years	
No	DOE	Q202	I.S. 202 - Q	138-30 Lafayette St	Queens	32	150,000	Between Fair and Poor	> 20 years	
No	DOE	Q207	P.S. 207 - Q	159-15 88th St	Queens	32	50,000	Fair	15 to 19 years	
No	DOE	Q225	P.S. 225 - Q	190 Beach 110th St	Queens	32	72,726	Fair	10 to 14 years	
No	DOE	Q232	P.S. 232 - Q	153-23 83rd St	Queens	32	78,544	Between Fair and Poor	15 to 19 years	
No	DOE	Q480	John Adams - Q	101-01 Rockaway Blvd	Queens	32	200,000	Fair	10 to 14 years	
No	DEP	Rockaway WPCP Campus	BIN 4303723	Rockaway Fwy	Queens	32	151,255	Between Fair and Poor	> 20 years	
No	DEP	Rockaway WPCP Campus	P&C Bldg 1st Floor	Rockaway Fwy	Queens	32	19,690	Poor	> 20 years	
No	DEP	Rockaway WPCP Campus	P&C Bldg Upper Basement	Rockaway Fwy	Queens	32	13,578	Poor	> 20 years	
No	DEP	Rockaway WPCP Campus	Return & Waste Sludge Pump Bldg: 1st Floor	Rockaway Fwy	Queens	32	10,552	Poor	> 20 years	

ROOF FINDINGS BY DISTRICT

SOLAR-READY STATUS	AGENCY	CAMPUS NAME	SITE	ADDRESS	BOROUGH	CITY COUNCIL DISTRICT	TOTAL BUILDING GROSS SQ. FT.	STRUCTURAL CONDITION	ROOF AGE	COMMENTS
No	DEP	Rockaway WPCP Campus	Sludge Thickener Bldg: 2nd Floor Tanks	Rockaway Fwy	Queens	32	10,414	Poor	> 20 years	
Yes	DOE	Q056	P.S. 56 - Q (OL R HILL AX)	86-10 114th St	Queens	32	41,328	Good	< 2 years	
Yes	DOE	Q254	P.S. 254 - Q	84-40 101st St	Queens	32	106,195	Good	< 2 years	
Yes	DOE	Q262	P.S. 306 - Q	95-16 89th Ave	Queens	32	45,418	Good	5 to 9 years	
Yes	DOE	Q273	P.S. 273 - Q	88-07 102nd St	Queens	32	31,450	Good	5 to 9 years	
Yes	QPL		Peninsula (ALC) Community Library	92-25 Rockaway Beach Blvd	Queens	32	12,750	Good	< 2 years	
No	FDNY		Engine Co. 211 & Ladder Co. 119	26 Hooper St	Brooklyn	33	28,285	Between Fair and Poor	15 to 19 years	
No	FDNY		Engine Co. 229 and Ladder Co. 146	75 Richardson St	Brooklyn	33	13,500	Fair	10 to 14 years	
No	FDNY		Engine Co. 238 and Ladder Co. 106	205 Greenpoint Ave	Brooklyn	33	10,262	Fair	10 to 14 years	
No	HHC		Bedford Stuyvesant Alcohol Treatment Center	722 Myrtle Ave	Brooklyn	33	17,400	Between Good and Fair	10 to 14 years	
No	DEP	Red Hook WPCP Campus	Aeration Tanks	63 Flushing Ave	Brooklyn	33	62,400	Unknown	Unknown	
No	DEP	Newtown Creek WPCP Campus	Aeration, & Sedimentation Tanks Central	327 Greenpoint Ave	Brooklyn	33	281,250	Unknown	Unknown	
No	DEP	Newtown Creek WPCP Campus	Aeration, & Sedimentation Tanks North	327 Greenpoint Ave	Brooklyn	33	281,250	Unknown	Unknown	
No	DEP	Newtown Creek WPCP Campus	Aeration, & Sedimentation Tanks South	327 Greenpoint Ave	Brooklyn	33	281,250	Unknown	Unknown	
No	DEP	Red Hook WPCP Campus	Existing Chlorine Contact Tank	63 Flushing Ave	Brooklyn	33	22,575	Unknown	Unknown	
No	DEP	Red Hook WPCP Campus	Existing Primary Settling Tanks	63 Flushing Ave	Brooklyn	33	39,600	Unknown	Unknown	
No	DOE	K016	P.S. 16 - BK	157 Wilson St	Brooklyn	33	83,942	Between Fair and Poor	> 20 years	
No	DOE	K031	P.S. 31 - BK (OL126)	75 Meserole Ave	Brooklyn	33	48,000	Good	10 to 14 years	
No	DEP	Red Hook WPCP Campus	Final Settling Tanks	63 Flushing Ave	Brooklyn	33	109,200	Unknown	Unknown	

ROOF FINDINGS BY DISTRICT

SOLAR-READY STATUS	AGENCY	CAMPUS NAME	SITE	ADDRESS	BOROUGH	CITY COUNCIL DISTRICT	TOTAL BUILDING GROSS SQ. FT.	STRUCTURAL CONDITION	ROOF AGE	COMMENTS
No	DOE	K038	P.S. 38 - BK	450 Pacific St	Brooklyn	33	94,405	Fair	10 to 14 years	
No	DOE	K071	I.S. 71 - BK	215 Heyward St	Brooklyn	33	420,000	Between Fair and Poor	15 to 19 years	
No	DOE	K117	I.S. 117 - BK	300 Willoughby Ave	Brooklyn	33	328,860	Poor	15 to 19 years	
No	DOE	K157	P.S. 157 - BK	850 Kent Ave	Brooklyn	33	90,000	Between Good and Fair	15 to 19 years	
No	DOE	K261	P.S. 261 - BK	314 Pacific St	Brooklyn	33	187,200	Between Fair and Poor	> 20 years	
No	DOE	K318	I.S. 318 - BK	101 Walton St	Brooklyn	33	203,435	Fair	> 20 years	
No	DOE	K369	P.S. 369 - BK	383-387 State St	Brooklyn	33	24,750	Fair	15 to 19 years	
No	DOE	K497	Brooklyn School For International Studies	284 Baltic St	Brooklyn	33	107,400	Between Fair and Poor	15 to 19 years	
No	DOE	K519	Cobble Hill School of American	347 Baltic St	Brooklyn	33	51,000	Fair	10 to 14 years	
No	DOE	K580	George Westinghouse H.S. - BK	105 Johnson St	Brooklyn	33	614,739	Poor	> 20 years	
No	DOE	K610	Automotive H.S. - BK	50 Bedford Ave	Brooklyn	33	55,350	Fair	15 to 19 years	
No	DOE	K650	Van Arsdale - BK	257 North 6th St	Brooklyn	33	119,200	Between Fair and Poor	> 20 years	
No	DOE	K656	Brooklyn H.S. of Arts, Annex	500 Pacific St	Brooklyn	33	45,740	Between Fair and Poor	> 20 years	
No	DOE	K801	Administration Bldg - BK	65 Court St	Brooklyn	33	308,053	Good	10 to 14 years	
No	DOE	K802	Regional Operations Ctr. - BK	131 Livingston St	Brooklyn	33	102,622	Good	Unknown	
No	DOE	K806	P.S. 806 - BK	362 Schermerhorn St	Brooklyn	33	43,750	Good	> 20 years	
No	DEP	Newtown Creek WPCP Campus	Main Building	327 Greenpoint Ave	Brooklyn	33	106,250	Fair	10 to 14 years	
No	DEP	Newtown Creek WPCP Campus	Main Building Area 1	327 Greenpoint Ave	Brooklyn	33	106,250	Between Fair and Poor	10 to 14 years	
No	DEP	Newtown Creek WPCP Campus	Main Building Area 2	327 Greenpoint Ave	Brooklyn	33	20,000	Good	10 to 14 years	
No	DEP	Newtown Creek WPCP Campus	Centrifuge Building	327 Greenpoint Ave	Brooklyn	33	16,250	Between Good and Fair	10 to 14 years	
No	DCAS		Office of Transportation Service Building	Brooklyn Navy Yard	Brooklyn	33	-	Unknown	Unknown	
No	DEP	Red Hook WPCP Campus	Building 268	63 Flushing Ave	Brooklyn	33	123,000	Unknown	Unknown	

ROOF FINDINGS BY DISTRICT

SOLAR-READY STATUS	AGENCY	CAMPUS NAME	SITE	ADDRESS	BOROUGH	CITY COUNCIL DISTRICT	TOTAL BUILDING GROSS SQ. FT.	STRUCTURAL CONDITION	ROOF AGE	COMMENTS
No	DEP	Red Hook WPCP Campus	Existing Main Building	63 Flushing Ave	Brooklyn	33	50,400	Unknown	Unknown	
No	DEP	Red Hook WPCP Campus	1 Wallabout St	63 Flushing Ave	Brooklyn	33	39,600	Unknown	Unknown	
No	BPL		Brooklyn Heights Branch and Business Library	280 Cadman Plz West	Brooklyn	33	62,917	Between Fair and Poor	15 to 19 years	
No	BPL		Williamsburg Branch Library	240 Division Ave	Brooklyn	33	24,118	Between Fair and Poor	15 to 19 years	
No	DEP	Red Hook WPCP Campus	Sludge Digesters 10, (Dia = 65)	63 Flushing Ave	Brooklyn	33	132,732	Unknown	Unknown	
No	DEP	Red Hook WPCP Campus	Sludge Storage Tanks 2, (Dia =75)	63 Flushing Ave	Brooklyn	33	35,343	Unknown	Unknown	
No	DCAS		Brooklyn Family Court (Space)	330 Jay St	Brooklyn	33	810,316	Good	10 to 14 years	
No	DCAS		Brooklyn Supreme Court	360 Adams St	Brooklyn	33	621,817	Good	> 20 years	
No	DCAS		Brooklyn Municipal Building (Space)	210 Joralemon St	Brooklyn	33	468,000	Fair	> 20 years	
No	DCAS		Brooklyn Criminal Court	120 Schermerhorn St	Brooklyn	33	264,100	Fair	15 to 19 years	
No	DCAS		Office Building (Space)	345 Adams St	Brooklyn	33	262,183	Fair	15 to 19 years	
No	DCAS		Construction Shops	390 Kent Ave	Brooklyn	33	107,450	Fair	> 20 years	
No	DCAS		OEM Headquarters	165 Cadman Plz East	Brooklyn	33	66,245	Good	10 to 14 years	
No	DCAS		Brooklyn Borough Hall	209 Joralemon St	Brooklyn	33	64,000	Good	10 to 14 years	
No	DCAS		Brooklyn Appellate Court	45 Monroe Pl	Brooklyn	33	49,500	Fair	> 20 years	
No	DOC		Brooklyn House of Detention #129	275 Atlantic Ave	Brooklyn	33	161,765	Fair	15 to 19 years	
No	DEP		Shaft Maintenance/Kent Ave Machine Shop	356 Flushing Ave	Brooklyn	33	94,810	Unknown	Unknown	
No	DEP		Manhattan Bridge Storage	121 Plymouth St	Brooklyn	33	15,446	Unknown	Unknown	
No	DOT		Bridges ERB Iron Shop	59 Adams St	Brooklyn	33	50,000	Between Fair and Poor	Unknown	
No	DOT		Williamsburg Bridge Lighting and Shop	424 Wythe Ave	Brooklyn	33	30,873	Unknown	Unknown	
No	DOT		Williamsburg Bridge Repair Shops	372 Kent Ave	Brooklyn	33	27,729	Between Fair and Poor	Unknown	
No	DOT		352 Kent Ave	352 Kent Ave	Brooklyn	33	16,716	Between Fair and Poor	Unknown	
No	DOT		Clay St Storage	130 Clay St	Brooklyn	33	16,000	Unknown	Unknown	

ROOF FINDINGS BY DISTRICT

SOLAR-READY STATUS	AGENCY	CAMPUS NAME	SITE	ADDRESS	BOROUGH	CITY COUNCIL DISTRICT	TOTAL BUILDING GROSS SQ. FT.	STRUCTURAL CONDITION	ROOF AGE	COMMENTS
No	DOT		Offices	17-23 South 6th St	Brooklyn	33	10,000	Unknown	15 to 19 years	
No	HPD		213 Duffield St	213 Duffield St	Brooklyn	33	67,410	Unknown	Unknown	
No	DPR		McCarren Park Recreation Center	776 Lorimer St	Brooklyn	33	16,000	Fair	> 20 years	
No	DSNY		Greenpoint Incinerator/Garage	N. Henry St. & Newtown Creek	Brooklyn	33	65,550	Unknown	Unknown	
No	DSNY		Greenpoint Marine Transfer Station	N. Henry St. & Newtown Creek	Brooklyn	33	59,882	Poor	Unknown	
Yes	NYPD		94th Precinct	100 Meserole Ave	Brooklyn	33	18,500	Good	5 to 9 years	
Yes	NYPD		Service Shop #1	11 Front St	Brooklyn	33	58,400	Good	5 to 9 years	
Yes	DOE	K008	P.S. 8 - BK	37 Hicks St	BROOKLYN	33	54,533	Good	2 to 4 years	
Yes	DOE	K034	P.S. 34 - BK	131 Norman Ave	Brooklyn	33	22,000	Good	2 to 4 years	
Yes	DOE	K054	P.S. 54 - BK	195 Sanford St	Brooklyn	33	123,895	Good	5 to 9 years	
Yes	DOE	K110	P.S. 110 - BK	124 Monitor St	Brooklyn	33	52,600	Good	< 2 years	
Yes	DOE	K126	J.H.S. 126 - BK	424 Leonard St	Brooklyn	33	149,046	Fair	5 to 9 years	
Yes	DOE	K307	P.S. 307 - BK	209 York St	Brooklyn	33	94,594	Good	< 2 years	
Yes	DOE	K313	Urban Assembly School - BK	283 Adams St	Brooklyn	33	141,300	Good	5 to 9 years	
Yes	DOE	K778	El Puente H.S. - BK	250 Hooper St	Brooklyn	33	44,500	Good	< 2 years	
Yes	DOE	K805	Science Skills Center H.S.	49 Flatbush Ave Ext	Brooklyn	33	160,000	Good	2 to 4 years	
Yes	DEP	Newtown Creek WPCP Campus	S Control Bg	327 Greenpoint Ave	Brooklyn	33	-	Good	2 to 4 years	
Yes	DEP	Newtown Creek WPCP Campus	Cntr Residuals Bg	327 Greenpoint Ave	Brooklyn	33	-	Between Good and Fair	5 to 9 years	
No	FDNY		Engine Co. 206	1201 Grand St	Brooklyn	34	10,180	Fair	10 to 14 years	
No	NYPD		90th Precinct and Engine Company 216	211 Union Ave	Brooklyn	34	39,345	Good	10 to 14 years	
No	DOE	K018	P.S. 18 - BK	101 Maujer St	Brooklyn	34	50,000	Good	> 20 years	
No	DOE	K019	P.S. 19 - BK	325 South 3rd St	Brooklyn	34	47,000	Good	> 20 years	
No	DOE	K050	J.H.S. 50 - BK	183 South 3rd St	Brooklyn	34	162,600	Between Fair and Poor	15 to 19 years	
No	DOE	K075	P.S. 75 - BK	95 Grove St	Brooklyn	34	58,920	Poor	Unknown	
No	DOE	K111	I.S. 111 - BK	35 Starr St	Brooklyn	34	319,176	Between Fair and Poor	> 20 years	

ROOF FINDINGS BY DISTRICT

SOLAR-READY STATUS	AGENCY	CAMPUS NAME	SITE	ADDRESS	BOROUGH	CITY COUNCIL DISTRICT	TOTAL BUILDING GROSS SQ. FT.	STRUCTURAL CONDITION	ROOF AGE	COMMENTS
No	DOE	K120	P.S. 120 - BK	18 Beaver St	Brooklyn	34	76,950	Poor	> 20 years	
No	DOE	K123	P.S. 123 - BK	100 Irving Ave	Brooklyn	34	37,620	Between Fair and Poor	15 to 19 years	
No	DOE	K145	P.S. 145 - BK	100 Noll St	Brooklyn	34	88,000	Fair	10 to 14 years	
No	DOE	K147	P.S. 147 - BK	325 Bushwick Ave	Brooklyn	34	167,750	Fair	15 to 19 years	
No	DOE	K162	I.S. 162 - BK	1390 Willoughby Ave	Brooklyn	34	71,200	Fair	15 to 19 years	
No	DOE	K196	P.S. 196 - BK	207 Bushwick Ave	Brooklyn	34	132,784	Good	15 to 19 years	
No	DOE	K250	P.S. 250 - BK	108 Montrose Ave	Brooklyn	34	95,040	Fair	15 to 19 years	
No	DOE	K257	P.S. 257 - BK	60 Cook St	Brooklyn	34	115,280	Good	15 to 19 years	
No	DOE	K274	P.S. 274 - BK	800 Bushwick Ave	Brooklyn	34	133,000	Between Good and Fair	10 to 14 years	
No	DOE	K299	P.S. 299 - BK	88 Woodbine St	Brooklyn	34	82,440	Fair	15 to 19 years	
No	DOE	K319	P.S. 319 - BK	360 Keap St	Brooklyn	34	10,960	Fair	15 to 19 years	
No	DOE	K450	Grand St. Educational Campus - BK	850 Grand St	Brooklyn	34	446,763	Poor	15 to 19 years	
No	DOE	K865	District Office 32	797 Bushwick Ave	Brooklyn	34	74,100	Fair	15 to 19 years	
No	BPL		Bushwick Branch Library	340 Bushwick Ave	Brooklyn	34	10,757	Between Fair and Poor	15 to 19 years	
No	DEP		BWS Storehouse (GS1)	1201 Metropolitan Ave	Brooklyn	34	27,800	Unknown	Unknown	
No	DHS		Stockholm St Family Residence	103 Stockholm St	Brooklyn	34	17,800	Unknown	Unknown	
No	DHS	Barbara Kleinman Residence Campus	Barbara Kleinman Residence	269 Skillman Ave	Brooklyn	34	97,780	Fair	10 to 14 years	
No	DPR		Metropolitan Pool and Fitness Center	261 Bedford Ave	Brooklyn	34	18,200	Fair	> 20 years	
No	DSNY		Brooklyn North 1 District & 4 District Garage	157-175 Varick Ave	Brooklyn	34	202,480	Unknown	Unknown	
No	DOE	Q075	P.S. 75 - Q (R Perry School)	1666 Hancock St	Queens	34	41,330	Fair	15 to 19 years	
No	DOE	Q081	P.S. 81 - Q (Q081)	559 Cypress Ave	Queens	34	66,000	Fair	15 to 19 years	
No	DOE	Q239	P.S. 239 - Q	17-15 Weirfield St	Queens	34	101,673	Fair	10 to 14 years	
Yes	DOE	K017	P.S. 17 - BK	208 North 5th St	Brooklyn	34	110,000	Good	2 to 4 years	
Yes	DOE	K049	I.S. 49 - BK	223 Graham Ave	Brooklyn	34	199,500	Good	5 to 9 years	
Yes	DOE	K084	P.S. 84 - BK	250 Berry St	Brooklyn	34	95,340	Good	< 2 years	

ROOF FINDINGS BY DISTRICT

SOLAR-READY STATUS	AGENCY	CAMPUS NAME	SITE	ADDRESS	BOROUGH	CITY COUNCIL DISTRICT	TOTAL BUILDING GROSS SQ. FT.	STRUCTURAL CONDITION	ROOF AGE	COMMENTS
Yes	DOE	K132	P.S. 132 - BK	320 Manhattan Ave	Brooklyn	34	60,000	Good	2 to 4 years	
Yes	FDNY		Greenpoint EMT Station	332 Metropolitan Ave	Brooklyn	34	18,758	Good	5 to 9 years	
Yes	BPL		DeKalb Branch Library	790 Bushwick Ave	Brooklyn	34	12,584	Good	2 to 4 years	
Yes	BPL		Leonard Branch Library	82 Devoe St	Brooklyn	34	10,699	Good	< 2 years	
Yes	DOE	Q245	P.S. 305 - Q	378 Seneca Ave	Queens	34	46,934	Good	5 to 9 years	
Yes	DOE	Q848	P.S. 81 - Q (Q848)	511 Seneca Ave	Queens	34	10,458	Good	2 to 4 years	
Yes	DOE	Q849	I.S. 77 - Q (WITH I.S. 93 -Q)	976 Seneca Ave	Queens	34	118,121	Good	2 to 4 years	
No	FDNY		Engine Co. 234 and Ladder Co. 123, Batt. 38	1352 St. John's Place	Brooklyn	35	10,355	Poor	> 20 years	
No	FDNY		Engine Co. 219 and Ladder Co. 105	492 Dean St	Brooklyn	35	10,300	Poor	> 20 years	
No	HHC		Cumberland Diagnostic and Treatment Center	100 North Portland Ave	Brooklyn	35	154,800	Between Fair and Poor	Unknown	
No	DCLA	BAM	BAM Peter Jay Sharp Theater (Opera House)	30 Lafayette Ave	Brooklyn	35	107,229	Between Good and Fair	10 to 14 years	
No	DCLA	BAM	BAM Harvey Theater (Majestic Theater)	651 Fulton St	Brooklyn	35	32,498	Fair	10 to 14 years	
No	NYPD		88th Precinct	298 Classon Ave	Brooklyn	35	18,600	Unknown	10 to 14 years	
No	NYPD		84th Precinct (and Engine Company 207)	301 Gold St	Brooklyn	35	50,000	Between Fair and Poor	10 to 14 years	
No	NYPD		78th Precinct	65 6th Ave	Brooklyn	35	34,500	Between Fair and Poor	Unknown	
No	NYPD		71st Precinct	421 Empire Blvd	Brooklyn	35	24,300	Good	10 to 14 years	
No	NYPD		77th Precinct Annex	653 Grand Ave	Brooklyn	35	12,623	Between Fair and Poor	Unknown	
No	DCLA	Brooklyn Botanic Garden	Comfort Station	1000 Washington Ave	Brooklyn	35	126,580	Unknown	Unknown	
No	DCLA	Brooklyn Botanic Garden	Brooklyn Botanic Garden Service Garage	1000 Washington Ave	Brooklyn	35	42,000	Good	Unknown	Green roof
No	DCLA	Brooklyn Botanic Garden	Brooklyn Botanic Garden Administrative Building	1000 Washington Ave	Brooklyn	35	33,800	good	5 to 9 years	
No	DCLA	Brooklyn Botanic Garden	Brooklyn Botanic Garden Conservatory	1000 Washington Ave	Brooklyn	35	32,000	Good	< 2 years	
No	DCLA	Brooklyn Botanic Garden	Visitor Center	1000 Washington Ave	Brooklyn	35	21,290	Good	Unknown	

ROOF FINDINGS BY DISTRICT

SOLAR-READY STATUS	AGENCY	CAMPUS NAME	SITE	ADDRESS	BOROUGH	CITY COUNCIL DISTRICT	TOTAL BUILDING GROSS SQ. FT.	STRUCTURAL CONDITION	ROOF AGE	COMMENTS
No	DCLA	Brooklyn Botanic Garden	Brooklyn Botanic Garden Palm House	1000 Washington Ave	Brooklyn	35	21,000	Good	Unknown	Green-house - glass roof
No	DOE	K009	P.S. 9 - BK	80 Underhill Ave	Brooklyn	35	200,000	Good	> 20 years	
No	DOE	K011	P.S. 11 - BK	419 Waverly Ave	Brooklyn	35	56,856	Fair	15 to 19 years	
No	DOE	K046	P.S. 46 - BK	100 Clermont Ave	Brooklyn	35	78,975	Good	15 to 19 years	
No	DOE	K056	P.S. 56 - BK	170 Gates Ave	Brooklyn	35	82,896	Between Fair and Poor	15 to 19 years	
No	DOE	K067	P.S. 67 - BK	51 Saint Edwards St	Brooklyn	35	121,000	Good	10 to 14 years	
No	DOE	K085	Sterling Alternative H.S. - BK	510 Clermont Ave	Brooklyn	35	59,200	Between Good and Fair	15 to 19 years	
No	DOE	K161	P.S. 161 - BK	330 Crown St	Brooklyn	35	89,930	Between Good and Fair	15 to 19 years	
No	DOE	K167	P.S. 167 - BK	1025 Eastern Pkwy	Brooklyn	35	60,000	Good	> 20 years	
No	DOE	K241	P.S. 241 - BK	976 President St	Brooklyn	35	367,512	Fair	15 to 19 years	
No	DOE	K265	I.S. 265 - BK	101 Park Ave	Brooklyn	35	200,000	Fair	> 20 years	
No	DOE	K270	P.S. 270 - BK	241 Emerson Place	Brooklyn	35	93,859	Fair	> 20 years	
No	DOE	K316	P.S. 316 - BK	750 Classon Ave	Brooklyn	35	105,830	Poor	> 20 years	
No	DOE	K440	Prospect Heights - BK	883 Classon Ave	Brooklyn	35	263,900	Good	> 20 years	
No	DOE	K590	Medger Evers College Preparatory	1186 Carroll St	Brooklyn	35	102,428	Between Good and Fair	15 to 19 years	
No	DOE	K600	Clara Barton - BK	901 Classon Ave	Brooklyn	35	367,512	Between Fair and Poor	> 20 years	
No	DOE	K824	Web Dubois Academic H.S. - BK	402 Eastern Pkwy	Brooklyn	35	57,840	Poor	> 20 years	
No	DOE	K874	P.S. 340 - BK	227 Sterling Place	Brooklyn	35	33,000	Fair	15 to 19 years	
No	BPL		Bedford Branch Library and Learning Center	496 Franklin Ave	Brooklyn	35	17,184	Between Fair and Poor	> 20 years	
No	DCAS		Brooklyn Armory	1579 Bedford Ave	Brooklyn	35	116,900	Fair	> 20 years	
No	DCLA		Brooklyn Museum	188 Eastern Pkwy	Brooklyn	35	554,736	Between Good and Fair	> 20 years	
No	DEP		Hazmat Citywide Field Operations	82 Emerson Place	Brooklyn	35	11,500	Unknown	Unknown	
No	DHS		BRC Women's Shelter	85 Lexington Ave	Brooklyn	35	17,000	Unknown	Unknown	
Yes	DHS		Atlantic Ave Men's Shelter (Armory)	1322 Bedford Ave	Brooklyn	35	164,320	Good	2 to 4 years	
Yes	DHS		Auburn Family Residence	39 Auburn Place	Brooklyn	35	198,000	Good	5 to 9 years	
Yes	FDNY		Brooklyn CO	35 Empire Blvd	Brooklyn	35	10,826	Good	5 to 9 years	

ROOF FINDINGS BY DISTRICT

SOLAR-READY STATUS	AGENCY	CAMPUS NAME	SITE	ADDRESS	BOROUGH	CITY COUNCIL DISTRICT	TOTAL BUILDING GROSS SQ. FT.	STRUCTURAL CONDITION	ROOF AGE	COMMENTS
Yes	DOE	K020	P.S. 20 - BK	225 Adelphi St	Brooklyn	35	100,674	Good	2 to 4 years	
Yes	DOE	K221	P.S. 221 - BK	791 Empire Blvd	Brooklyn	35	72,000	Good	5 to 9 years	
Yes	DOE	K287	P.S. 287 - BK	50 Navy St	Brooklyn	35	111,439	Good	5 to 9 years	
Yes	DOE	K430	BROOKLYN TECHNICAL H.S. - BK	29 Fort Greene Pl	Brooklyn	35	600,000	Between Good and Fair	5 to 9 years	
Yes	DOE	K813	DISTRICT OFFICE #13 - BK	355 Park Place	Brooklyn	35	10,375	Good	5 to 9 years	
Yes	DCLA	BAM	Brooklyn Academy of Music (BAM Richard B. Fisher Building)	321 Ashland Pl	Brooklyn	35	42,022	Good	2 to 4 years	
Yes	BPL		Central Library and Learning Center	10 Grand Army Plz	Brooklyn	35	350,000	Good	< 2 years	
Yes	BPL		Eastern Parkway Branch Library and Learning Center	1044 Eastern Pkwy	Brooklyn	35	16,024	Good	< 2 years	
Yes	DOHMH		Fort Greene Health Center	295 Flatbush Ave Ext	Brooklyn	35	41,800	Good	5 to 9 years	
No	NYPD		77th Precinct	127 Utica Ave	Brooklyn	36	45,102	Unknown	10 to 14 years	
No	HHC		Woodhull Medical and Mental Health Center	760 Broadway	Brooklyn	36	1,071,600	Between Fair and Poor	> 20 years	
No	NYPD		79th Precinct	263 Tompkins Ave	Brooklyn	36	33,540	Good	10 to 14 years	
No	DOE	K021	P.S. 21 - BK	180 Chauncey St	Brooklyn	36	44,827	Fair	10 to 14 years	
No	DOE	K023	P.S. 23 - BK	545 Willoughby Ave	Brooklyn	36	141,246	Good	15 to 19 years	
No	DOE	K033	I.S. 33 - BK	70 Tompkins Ave	Brooklyn	36	242,880	Good	15 to 19 years	
No	DOE	K035	I.S. 35 - BK	272 Macdonough St	Brooklyn	36	71,632	Fair	15 to 19 years	
No	DOE	K059	P.S. 59 - BK	211 Throop Ave	Brooklyn	36	85,953	Good	15 to 19 years	
No	DOE	K081	P.S. 81 - BK	990 Dekalb Ave	Brooklyn	36	118,420	Between Good and Fair	10 to 14 years	
No	DOE	K093	P.S. 93 - BK	31 New York Ave	Brooklyn	36	55,318	Poor	15 to 19 years	
No	DOE	K113	I.S. 113 - BK	300 Adelphi St	Brooklyn	36	115,650	Good	15 to 19 years	
No	DOE	K138	P.S. 138 - BK	760 Prospect Place	Brooklyn	36	129,000	Fair	> 20 years	
No	DOE	K148	P.S. 148 - BK	185 Ellery St	Brooklyn	36	120,000	Between Good and Fair	15 to 19 years	
No	DOE	K243	P.S. 243 - BK	1580 Dean St	Brooklyn	36	130,200	Between Fair and Poor	> 20 years	
No	DOE	K256	P.S. 256 - BK	114 Kosciuszko St	Brooklyn	36	340,000	Good	15 to 19 years	
No	DOE	K258	I.S. 258 - BK	141 Macon St	Brooklyn	36	139,173	Between Fair and Poor	> 20 years	
No	DOE	K262	P.S. 262 - BK	500 Macon St	Brooklyn	36	191,520	Fair	15 to 19 years	

ROOF FINDINGS BY DISTRICT

SOLAR-READY STATUS	AGENCY	CAMPUS NAME	SITE	ADDRESS	BOROUGH	CITY COUNCIL DISTRICT	TOTAL BUILDING GROSS SQ. FT.	STRUCTURAL CONDITION	ROOF AGE	COMMENTS
No	DOE	K289	P.S. 289 - BK	900 St. Marks Ave	Brooklyn	36	113,500	Fair	10 to 14 years	
No	DOE	K297	P.S. 297 - BK	700 Park Ave	Brooklyn	36	74,100	Fair	15 to 19 years	
No	DOE	K305	P.S. 305 - BK	344 Monroe St	Brooklyn	36	90,324	Poor	> 20 years	
No	DOE	K308	P.S. 308 - BK	616 Quincy St	Brooklyn	36	107,790	Between Fair and Poor	15 to 19 years	
No	DOE	K320	I.S. 320 - BK	46 McKeever Place	Brooklyn	36	143,352	Fair	> 20 years	
No	DOE	K390	I.S. 390 - BK	1224 Park Place	Brooklyn	36	633,846	Fair	15 to 19 years	
No	DOE	K458	Variable Alternative H.S. - BK	832 Marcy Ave	Brooklyn	36	120,000	Fair	> 20 years	
No	DOE	K625	Robeson H.S. - BK	150 Albany Ave	Brooklyn	36	153,794	Good	15 to 19 years	
No	DOE	K743	Adult Training Center - BK	475 Nostrand Ave	Brooklyn	36	167,400	Fair	> 20 years	
No	DOE	K867	P.S. 138 AX - BK	960 Prospect Place	Brooklyn	36	15,700	Good	15 to 19 years	
No	BPL		Macon Branch Library	361 Lewis Ave	Brooklyn	36	10,540	Unknown	Unknown	
No	DHS		Pamoja House Shelter	357 Sumner Ave	Brooklyn	36	235,200	Fair	> 20 years	
No	HRA		Safe Star - Transitional Housing	217-223 Hart St	Brooklyn	36	30,720	Fair	> 20 years	
No	HRA		DeKalb Ave Residence	970-972 Dekalb Ave	Brooklyn	36	14,720	Between Good and Fair	Unknown	
No	DPR		Kosciusko Pool House	670 Marcy Ave	Brooklyn	36	13,400	Fair	> 20 years	
No	DSNY		Brooklyn North 8 District Garage	1760 Atlantic Ave	Brooklyn	36	36,154	Poor	Unknown	
Yes	DOE	K003	P.S. 3 - BK	50 Jefferson Ave	Brooklyn	36	111,000	Good	2 to 4 years	
Yes	DOE	K025	P.S. 25 - BK	787 Lafayette Ave	Brooklyn	36	222,264	Good	< 2 years	
Yes	DOE	K210	I.S. 394 - BK	188 Rochester Ave	Brooklyn	36	110,000	Good	5 to 9 years	
Yes	DOE	K304	P.S. 304 - BK	280 Hart St	Brooklyn	36	100,320	Good	< 2 years	
Yes	DOE	K853	P.S. 93 - BK	234 Herkimer St	Brooklyn	36	182,335	Fair	5 to 9 years	
Yes	DPR		Prospect Park Maintenance Facility	Prospect Park West at 7th St	Brooklyn	36	34,100	Good	2 to 4 years	Cool roof
Yes	DPR		St. Johns Recreation Center	1251 Prospect Place	Brooklyn	36	35,736	Good	2 to 4 years	Cool roof
No	FDNY		Engine Co. 277 and Ladder Co. 112	582 Knickerbocker Ave	Brooklyn	37	15,000	Between Fair and Poor	> 20 years	
No	FDNY		Engine Co. 233 and Ladder Co. 176	25 Rockaway Ave	Brooklyn	37	13,519	Between Fair and Poor	15 to 19 years	
No	FDNY		Engine Co. 271 and Ladder Co. 124, Batt. 28	392 Himrod St	Brooklyn	37	13,108	Between Fair and Poor	> 20 years	

ROOF FINDINGS BY DISTRICT

SOLAR-READY STATUS	AGENCY	CAMPUS NAME	SITE	ADDRESS	BOROUGH	CITY COUNCIL DISTRICT	TOTAL BUILDING GROSS SQ. FT.	STRUCTURAL CONDITION	ROOF AGE	COMMENTS
No	NYPD		Brooklyn North Narcotics	245 Glenmore Ave	Brooklyn	37	60,000	Poor	Unknown	
No	NYPD		127 Pennsylvania Ave	127 Pennsylvania Ave	Brooklyn	37	35,200	Good	10 to 14 years	
No	NYPD		83rd Precinct	480 Knickerbocker Ave	Brooklyn	37	31,729	Between Fair and Poor	10 to 14 years	
No	NYPD		Facilities Management Division	127 Pennsylvania Ave	Brooklyn	37	29,940	Good	10 to 14 years	
No	NYPD		Brooklyn North Boro Command	179 Wilson Ave	Brooklyn	37	15,205	Between Fair and Poor	Unknown	
No	FDNY		Engine Co. 332 & Ladder Co. 175	165 Bradford St	Brooklyn	37	11,300	Unknown	10 to 14 years	
No	DOE	K007	P.S. 7 - BK	858 Jamaica Ave	Brooklyn	37	102,388	Good	15 to 19 years	
No	DOE	K045	P.S. 45 - BK (K045)	84 Schaefer St	Brooklyn	37	143,280	Good	10 to 14 years	
No	DOE	K106	P.S. 106 - BK	1328 Putnam Ave	Brooklyn	37	70,272	Good	10 to 14 years	
No	DOE	K108	P.S. 108 - BK	200 Linwood St	Brooklyn	37	55,712	Between Fair and Poor	15 to 19 years	
No	DOE	K116	P.S. 116 - BK	515 Knickerbocker Ave	Brooklyn	37	33,600	Good	15 to 19 years	
No	DOE	K158	P.S. 158 - BK	400 Ashford St	Brooklyn	37	78,380	Fair	15 to 19 years	
No	DOE	K171	I.S. 171 - BK	528 Ridgewood Ave	Brooklyn	37	106,200	Fair	15 to 19 years	
No	DOE	K214	P.S. 214 - BK	2944 Pitkin Ave	Brooklyn	37	65,160	Good	15 to 19 years	
No	DOE	K290	P.S. 290 - BK	135 Schenck Ave	Brooklyn	37	51,055	Between Fair and Poor	10 to 14 years	
No	DOE	K291	I.S. 291 - BK	231 Palmetto St	Brooklyn	37	213,635	Between Fair and Poor	15 to 19 years	
No	DOE	K296	I.S. 296 - BK	125 Covert St	Brooklyn	37	166,626	Good	15 to 19 years	
No	DOE	K332	P.S. 332 - BK	51 Christopher Ave	Brooklyn	37	99,595	Fair	15 to 19 years	
No	DOE	K376	P.S. 376 - BK	194 Harman St	Brooklyn	37	80,000	Between Fair and Poor	15 to 19 years	
No	DOE	K377	P.S. 377 - BK	200 Woodbine St	Brooklyn	37	122,080	Between Fair and Poor	> 20 years	
No	DOE	K383	I.S. 383 - BK	1300 Greene Ave	Brooklyn	37	165,620	Fair	15 to 19 years	
No	DOE	K384	P.S. 384 - BK	242 Cooper St	Brooklyn	37	102,413	Fair	15 to 19 years	
No	DOE	K480	Bushwick Educational Campus - BK	400 Irving Ave	Brooklyn	37	218,424	Between Fair and Poor	15 to 19 years	
No	DOE	K615	East N.Y. Transit Tech. H.S. - BK	1 Wells St	Brooklyn	37	380,788	Between Fair and Poor	> 20 years	
No	DOE	K660	William H. Maxwell Cte H.S. - BK	145 Pennsylvania Ave	Brooklyn	37	182,588	Between Good and Fair	15 to 19 years	
No	ACS		Labor and Industry for Education Inc.	1375 Bushwick Ave	Brooklyn	37	27,100	Poor	Unknown	

ROOF FINDINGS BY DISTRICT

SOLAR-READY STATUS	AGENCY	CAMPUS NAME	SITE	ADDRESS	BOROUGH	CITY COUNCIL DISTRICT	TOTAL BUILDING GROSS SQ. FT.	STRUCTURAL CONDITION	ROOF AGE	COMMENTS
No	DHS		HELP Women's Center Shelter	116 Williams Ave	Brooklyn	37	55,976	Fair	15 to 19 years	
No	DHS		Bushwick Family Residence	1675 Broadway	Brooklyn	37	27,528	Fair	15 to 19 years	
No	HRA		Bushwick Multi Service Center	1420 Bushwick Ave	Brooklyn	37	52,000	Between Good and Fair	> 20 years	
Yes	DOE	K086	P.S. 86 - BK	220 Irving Ave	Brooklyn	37	30,400	Between Good and Fair	2 to 4 years	
Yes	DOE	K151	P.S. 151 - BK	763 Knickerbocker Ave	Brooklyn	37	64,000	Good	5 to 9 years	
Yes	DOE	K155	P.S. 155 - BK	1355 Herkimer St	Brooklyn	37	75,000	Between Good and Fair	5 to 9 years	
Yes	DOE	K345	P.S. 345 - BK	111 Berriman St	Brooklyn	37	65,890	Good	5 to 9 years	
Yes	DOE	K798	Cesiah Toro Mullane School - BK	696 Jamaica Ave	Brooklyn	37	19,687	Good	5 to 9 years	
Yes	DOE	K814	P.S. 89 - BK	265 Warwick St	Brooklyn	37	13,866	Good	< 2 years	
Yes	BPL		Arlington Branch Library	203 Arlington Ave	Brooklyn	37	16,385	Good	< 2 years	
No	NYPD		Marine Terminal Storage	23rd St	Brooklyn	38	64,811	Poor	Unknown	
No	NYPD		72nd Precinct	830 4th Ave	Brooklyn	38	53,600	Good	10 to 14 years	
No	NYPD		Applicant Processing Division	4201 4th Ave	Brooklyn	38	44,625	Good	Unknown	
No	NYPD		42nd St Warehouse	234 41st St	Brooklyn	38	31,569	Good	Unknown	
No	NYPD		Harbor Unit Charlie	140 58th St	Brooklyn	38	16,000	Between Fair and Poor	Unknown	
No	FDNY		Engine Co. 201 and Ladder 114, Batt. 40	5113 4th Ave	Brooklyn	38	17,772	Unknown	> 20 years	
No	DOE	K010	P.S. 10 - BK	511 7th Ave	Brooklyn	38	75,783	Good	10 to 14 years	
No	DOE	K015	P.S. 15 - BK	71 Sullivan St	Brooklyn	38	86,862	Poor	> 20 years	
No	DOE	K024	P.S. 24 - BK	435 38 St	Brooklyn	38	97,500	Fair	15 to 19 years	
No	DOE	K027	P.S. 27 - BK	27 Huntington St	Brooklyn	38	85,302	Between Good and Fair	10 to 14 years	
No	DOE	K069	P.S. 69 - BK	6302 9th Ave	Brooklyn	38	98,000	Good	10 to 14 years	
No	DOE	K088	I.S. 88 - BK	544 7th Ave	Brooklyn	38	195,552	Between Good and Fair	15 to 19 years	
No	DOE	K136	I.S. 136 - BK	4004 4th Ave	Brooklyn	38	123,804	Fair	> 20 years	
No	DOE	K169	P.S. 169 - BK	4305 7th Ave	Brooklyn	38	110,000	Good	15 to 19 years	
No	DOE	K172	P.S. 172 - BK	825 4th Ave	Brooklyn	38	52,480	Poor	> 20 years	
No	DOE	K220	I.S. 220 - BK	4812 9th Ave	Brooklyn	38	155,520	Fair	> 20 years	

ROOF FINDINGS BY DISTRICT

SOLAR-READY STATUS	AGENCY	CAMPUS NAME	SITE	ADDRESS	BOROUGH	CITY COUNCIL DISTRICT	TOTAL BUILDING GROSS SQ. FT.	STRUCTURAL CONDITION	ROOF AGE	COMMENTS
No	DOE	K227	I.S. 227 - BK	6500 16th Ave	Brooklyn	38	184,000	Fair	15 to 19 years	
No	DOE	K486	Christa McAuliffe School - BK	1171 65th St	Brooklyn	38	122,215	Good	> 20 years	
No	BPL		Sunset Park Branch Library	5108 4th Ave	Brooklyn	38	12,174	Between Fair and Poor	15 to 19 years	
No	DOT		Hamilton Ave Asphalt Plant	448 Hamilton Ave	Brooklyn	38	31,302	Poor	15 to 19 years	
No	DOT		Sunset Yard	29th St At 2nd Ave	Brooklyn	38	-	Unknown	Unknown	
No	DPR		Sunset Park Recreation Center and Pool House	4213-4215 7th Ave	Brooklyn	38	17,000	Fair	> 20 years	
No	DSNY		Brooklyn South 7 and 10 District Garage	5100 1st Ave	Brooklyn	38	91,154	Between Fair and Poor	Unknown	
No	DSNY		Hamilton Ave Marine Transfer Station	500 Hamilton Ave	Brooklyn	38	42,375	Unknown	Unknown	
No	DOHMH		Prison Health Warehouse	18-39 42nd St	Queens	38	16,700	Unknown	15 to 19 years	
Yes	NYPD		68th Precinct	333 65th St	Brooklyn	38	39,050	Good	5 to 9 years	
Yes	DOE	K094	P.S. 94 - BK	5010 6th Ave	Brooklyn	38	94,500	Good	5 to 9 years	
Yes	DOE	K105	P.S. 105 - BK	1031 59th St	Brooklyn	38	116,000	Good	< 2 years	
Yes	DOE	K231	P.S. 231 - BK	360 36th St	Brooklyn	38	69,260	Good	5 to 9 years	
Yes	DOE	K314	P.S. 314 - BK	330 59th St	Brooklyn	38	156,820	Fair	< 2 years	
Yes	DOE	K371	P.S. 371 - BK (Also P.S. 231)	355 37th St	Brooklyn	38	69,260	Good	5 to 9 years	
Yes	DOE	K564	Sunset Park H.S. - BK	153 35th St	Brooklyn	38	195,084	Good	5 to 9 years	
Yes	DOE	K845	P.S. 295/M.S. 443 - BK	330 18th St	Brooklyn	38	195,552	Good	< 2 years	
Yes	DOE	K971	P.S. 971 - BK	6214 4th Ave	Brooklyn	38	41,495	Good	5 to 9 years	
Yes	DPR		Red Hook Recreation Center	155 Bay St	Brooklyn	38	25,000	Good	2 to 4 years	Cool roof
No	NYPD		76th Precinct	191 Union St	Brooklyn	39	14,984	Good	15 to 19 years	
No	FDNY		Engine Co. 282 and Ladder Co. 148	4210 12th Ave	Brooklyn	39	13,756	Unknown	15 to 19 years	
No	DOE	K051	M.S. 51 - BK	350 5th Ave	Brooklyn	39	140,781	Good	15 to 19 years	
No	DOE	K077	P.S. 77 - BK	62 Park Place	Brooklyn	39	64,350	Between Fair and Poor	15 to 19 years	
No	DOE	K124	P.S. 124 - BK	515 4th Ave	Brooklyn	39	33,000	Between Good and Fair	> 20 years	
No	DOE	K130	P.S. 130 - BK	70 Ocean Pkwy	Brooklyn	39	49,075	Between Fair and Poor	5 to 9 years	
No	DOE	K131	P.S. 131 - BK	4305 Ft Hamilton Pkwy	Brooklyn	39	80,260	Fair	> 20 years	

ROOF FINDINGS BY DISTRICT

SOLAR-READY STATUS	AGENCY	CAMPUS NAME	SITE	ADDRESS	BOROUGH	CITY COUNCIL DISTRICT	TOTAL BUILDING GROSS SQ. FT.	STRUCTURAL CONDITION	ROOF AGE	COMMENTS
No	DOE	K154	P.S. 154 - BK	1625 11th Ave	Brooklyn	39	53,664	Good	10 to 14 years	
No	DOE	K179	P.S. 179 - BK	202 Ave C	Brooklyn	39	94,750	Between Good and Fair	15 to 19 years	
No	DOE	K230	P.S. 230 - BK	1 Albemarle Rd	Brooklyn	39	67,200	Fair	15 to 19 years	
No	DOE	K282	P.S. 282 - BK	180 6th Ave	Brooklyn	39	156,180	Fair	15 to 19 years	
No	DOE	K460	John Jay Campus H.S. - BK	237 Seventh Ave	Brooklyn	39	140,000	Between Good and Fair	10 to 14 years	
No	BPL		Borough Park Branch Library	1265 43rd St	Brooklyn	39	19,594	Between Fair and Poor	> 20 years	
No	BPL		Pacific Branch Library	25 4th Ave	Brooklyn	39	15,758	Unknown	Unknown	
No	BPL		Carroll Gardens Branch Library	396 Clinton St	Brooklyn	39	14,779	Between Fair and Poor	15 to 19 years	
No	DHS		Park Slope Armory Shelter	1402 8th Ave	Brooklyn	39	109,556	Fair	> 20 years	
No	DPR		LeFrak Center at Lakeside, Recreation Center and Ice Rink	171 East Dr	Brooklyn	39	48,590	Fair	> 20 years	no-green roof
No	DPR		Litchfield Villa	95 Prospect Park West	Brooklyn	39	12,000	Fair	> 20 years	
No	DPR		Prospect Park Zoo	450 Flatbush Ave	Brooklyn	39	47,600	Fair	15 to 19 years	
Yes	DOE	K029	P.S. 29 - BK	425 Henry St	Brooklyn	39	93,102	Between Good and Fair	2 to 4 years	
Yes	DOE	K039	P.S. 39 - BK	417 6th Ave	Brooklyn	39	28,000	Good	2 to 4 years	
Yes	DOE	K142	J.H.S. 142 - BK	610 Henry St	Brooklyn	39	161,280	Good	2 to 4 years	
Yes	DOE	K321	P.S. 321 - BK	180 7th Ave	Brooklyn	39	94,170	Good	< 2 years	
Yes	DOE	K781	West Brooklyn Community H.S. - BK	1053 41st St	Brooklyn	39	41,526	Between Good and Fair	5 to 9 years	
Yes	BPL		Park Slope Branch Library	431 6th Ave	Brooklyn	39	15,868	Good	2 to 4 years	
Yes	DSNY		Brooklyn South 6 District Garage	129 2nd Ave	Brooklyn	39	31,000	Good	5 to 9 years	
No	FDNY		Engine Co. 281 and Ladder Co. 147	1210 Cortelyou Rd	Brooklyn	40	10,106	Between Fair and Poor	15 to 19 years	
No	HHC		Kings County Hospital Ambulatory Care Building	541 Clarkson Ave	Brooklyn	40	268,000	Between Good and Fair	10 to 14 years	
No	HHC		Dr. Susan Smity McKinney Nursing and Rehabilitation Center	594 Albany Ave	Brooklyn	40	175,193	Between Good and Fair	> 20 years	
No	NYPD		67th Precinct and Engine Company 248	2820 Snyder Ave	Brooklyn	40	54,056	Between Fair and Poor	5 to 9 years	
No	NYPD		BSTF	397 Coney Island Ave	Brooklyn	40	14,300	Between Good and Fair	Unknown	
No	HHC	Kings County Hospital Campus	Building T	689 New York Ave	Brooklyn	40	218,710	Fair	> 20 years	

ROOF FINDINGS BY DISTRICT

SOLAR-READY STATUS	AGENCY	CAMPUS NAME	SITE	ADDRESS	BOROUGH	CITY COUNCIL DISTRICT	TOTAL BUILDING GROSS SQ. FT.	STRUCTURAL CONDITION	ROOF AGE	COMMENTS
No	HHC	Kings County Hospital Campus	Central Laundry	645 Kingston Ave	Brooklyn	40	132,355	Fair	> 20 years	
No	HHC	Kings County Hospital Campus	Building K	648 Albany Ave	Brooklyn	40	61,915	Between Good and Fair	> 20 years	
No	HHC	Kings County Hospital Campus	Hospital Support Office	591 Kingston Ave	Brooklyn	40	50,000	Between Good and Fair	10 to 14 years	
No	HHC	Kings County Hospital Campus	Food Service	599 Kingston Ave	Brooklyn	40	50,000	Between Good and Fair	> 20 years	
No	HHC	Kings County Hospital Campus	Building Z (Powerhouse)	604 Wintrop St	Brooklyn	40	25,215	Between Good and Fair	> 20 years	
No	DOE	K006	P.S. 6 - BK	43 Snyder Ave	Brooklyn	40	75,595	Good	15 to 19 years	
No	DOE	K061	I.S. 61 - BK	400 Empire Blvd	Brooklyn	40	149,945	Between Fair and Poor	> 20 years	
No	DOE	K062	I.S. 62 - BK	700 Cortelyou Rd	Brooklyn	40	130,024	Fair	15 to 19 years	
No	DOE	K092	P.S. 92 - BK	601 Parkside Ave	Brooklyn	40	90,816	Poor	15 to 19 years	
No	DOE	K139	P.S. 139 - BK	330 Rugby Rd	Brooklyn	40	88,600	Between Fair and Poor	10 to 14 years	
No	DOE	K141	I.S. 2/P.S. 141 - BK	655 Parkside Ave	Brooklyn	40	19,680	Between Fair and Poor	Unknown	
No	DOE	K245	P.S. 245 - BK	249 East 17th St	Brooklyn	40	46,260	Between Fair and Poor	Unknown	
No	DOE	K246	I.S. 246 - BK	72 Veronica Place	Brooklyn	40	165,000	Fair	> 20 years	
No	DOE	K397	P.S. 397 - BK	490 Fenimore St	Brooklyn	40	27,000	Good	10 to 14 years	
No	DOE	K399	P.S. 399 - BK	2707 Albemarle Rd	Brooklyn	40	39,680	Poor	> 20 years	
No	DOE	K465	Erasmus Hall Educational Campus	911 Flatbush Ave	Brooklyn	40	247,400	Between Good and Fair	15 to 19 years	
No	DOE	K877	P.S. 396 - BK	35 Snyder Ave	Brooklyn	40	36,300	Good	10 to 14 years	
No	BPL		Crown Heights Branch Library (Leased)	560 New York Ave	Brooklyn	40	11,119	Between Fair and Poor	10 to 14 years	
No	HPD		Loew's Kings Theater	1029 Flatbush Ave	Brooklyn	40	78,000	Unknown	Unknown	
No	DSNY		Brooklyn North 9 District Garage	690 New York Ave	Brooklyn	40	25,725	Unknown	Unknown	
Yes	DOE	K217	P.S. 217 - BK	1100 Newkirk Ave	Brooklyn	40	114,742	Good	5 to 9 years	
Yes	DOE	K249	P.S. 249 - BK	18 Marlborough Rd	Brooklyn	40	138,240	Good	5 to 9 years	

ROOF FINDINGS BY DISTRICT

SOLAR-READY STATUS	AGENCY	CAMPUS NAME	SITE	ADDRESS	BOROUGH	CITY COUNCIL DISTRICT	TOTAL BUILDING GROSS SQ. FT.	STRUCTURAL CONDITION	ROOF AGE	COMMENTS
Yes	DOE	K470	George W. Wingate - BK	600 Kingston Ave	Brooklyn	40	540,672	Fair	5 to 9 years	
Yes	HHC	Kings County Hospital Campus	Buildings A, B, C	451 Clarkson Ave	Brooklyn	40	658,920	Between Good and Fair	5 to 9 years	
Yes	BPL		Flatbush Branch Library and Learning Center	22 Linden Blvd	Brooklyn	40	21,790	Good	< 2 years	
No	NYPD		81st Precinct (and Engine Company 222)	30 Ralph Ave	Brooklyn	41	39,700	Good	> 20 years	
No	FDNY		Engine Co. 283 and Division 15	885 Howard Ave	Brooklyn	41	11,898	Unknown	15 to 19 years	
No	DOE	K012	P.S. 12 - BK	430 Howard Ave	Brooklyn	41	81,165	Between Good and Fair	> 20 years	
No	DOE	K040	P.S. 40 - BK	265 Ralph Ave	Brooklyn	41	110,965	Good	10 to 14 years	
No	DOE	K055	I.S. 55 - BK	2021 Bergen St	Brooklyn	41	171,072	Good	15 to 19 years	
No	DOE	K073	P.S. 73 - BK	251 Mac Dougal St	Brooklyn	41	82,780	Good	15 to 19 years	
No	DOE	K137	P.S. 137 - BK	121 Saratoga Ave	Brooklyn	41	37,560	Good	10 to 14 years	
No	DOE	K150	P.S. 150 - BK	364 Sackman St	Brooklyn	41	95,550	Good	10 to 14 years	
No	DOE	K175	Teachers Preparatory H.S. - BK	226 Bristol St	Brooklyn	41	103,000	Fair	15 to 19 years	
No	DOE	K178	P.S. 178 - BK	1784 Park Place	Brooklyn	41	16,874	Poor	15 to 19 years	
No	DOE	K189	P.S. 189 - BK	1100 East New York Ave	Brooklyn	41	62,438	Fair	15 to 19 years	
No	DOE	K219	P.S. 219 - BK	1060 Clarkson Ave	Brooklyn	41	96,686	Between Fair and Poor	> 20 years	
No	DOE	K235	P.S. 235 - BK	525 Lenox Rd	Brooklyn	41	72,960	Good	15 to 19 years	
No	DOE	K252	I.S. 252 - BK	1084 Lenox Rd	Brooklyn	41	96,820	Fair	10 to 14 years	
No	DOE	K268	P.S. 268 - BK	133 East 53rd St	Brooklyn	41	70,268	Fair	15 to 19 years	
No	DOE	K271	I.S. 271 - BK	1137 Herkimer St	Brooklyn	41	255,360	Fair	10 to 14 years	
No	DOE	K323	P.S./I.S. 323 - BK	210 Chester St	Brooklyn	41	243,000	Fair	15 to 19 years	
No	DOE	K356	P.S. 156/I.S. 392 - BK	104 Sutter Ave	Brooklyn	41	157,115	Fair	10 to 14 years	
No	DOE	K396	P.S. 396 - BK	110 Chester St	Brooklyn	41	195,060	Good	15 to 19 years	
No	BPL		Stone Ave Branch Library	581 Mother Gaston Blvd	Brooklyn	41	14,258	Unknown	2 to 4 years	
No	BPL		Brownsville Branch Library	61 Glenmore Ave	Brooklyn	41	10,838	Between Fair and Poor	> 20 years	
No	BPL		Saratoga Branch Library	8 Thomas S. Boyland St	Brooklyn	41	10,040	Unknown	Unknown	
No	HRA		Bedford Multi Service Center	1958 Fulton St	Brooklyn	41	113,668	Between Fair and Poor	> 20 years	

ROOF FINDINGS BY DISTRICT

SOLAR-READY STATUS	AGENCY	CAMPUS NAME	SITE	ADDRESS	BOROUGH	CITY COUNCIL DISTRICT	TOTAL BUILDING GROSS SQ. FT.	STRUCTURAL CONDITION	ROOF AGE	COMMENTS
No	DPR		Betsy Head Pool House	694 Thomas S Boyland St	Brooklyn	41	15,000	Fair	15 to 19 years	
Yes	DHS		Dean St Family Residence	2155 Dean St	Brooklyn	41	124,500	Good	5 to 9 years	
Yes	DHS		East New York Ave SRO (Single Room Occupancy) Residence	1385 East New York Ave	Brooklyn	41	60,000	Between Good and Fair	5 to 9 years	
Yes	NYPD		73rd Precinct	1470 East New York Ave	Brooklyn	41	50,020	Good	10 to 14 years	
Yes	DOE	K005	P.S. 5 - BK	820 Hancock St	BROOKLYN	41	98,970	Good	2 to 4 years	
Yes	DOE	K091	P.S. 91 - BK	532 Albany Ave	Brooklyn	41	26,400	Between Good and Fair	5 to 9 years	
Yes	DOE	K135	P.S. 135 - BK	684 Linden Blvd	Brooklyn	41	54,375	Between Good and Fair	5 to 9 years	
Yes	DOE	K191	P.S. 191 - BK	1600 Park Place	Brooklyn	41	77,741	Good	5 to 9 years	
Yes	DOE	K232	I.S. 232 - BK	905 Winthrop St	Brooklyn	41	117,120	Good	5 to 9 years	
Yes	DOE	K284	P.S. 284 - BK	213 Osborn St	Brooklyn	41	150,000	Good	2 to 4 years	
Yes	DOE	K309	P.S. 309 - BK	794 Monroe St	Brooklyn	41	43,700	Good	5 to 9 years	
Yes	DOE	K391	I.S. 391 - BK	790 East New York Ave	Brooklyn	41	120,520	Good	5 to 9 years	
Yes	HRA		Brownsville Multi Service Center	444 Thomas Boyland St	Brooklyn	41	43,726	Between Good and Fair	5 to 9 years	
No	NYPD		75th Precinct	1000 Sutter Ave	Brooklyn	42	30,160	Unknown	10 to 14 years	
No	HHC		East New York Diagnostic & Treatment Center	2094 Pitkin Ave	Brooklyn	42	72,755	Between Good and Fair	15 to 19 years	
No	DEP	26th Ward WPCP Campus	Aeration Tank Area	122-66 Flatlands Ave	Brooklyn	42	153,750	Unknown	10 to 14 years	
No	NYPD		69th Precinct	9720 Foster Ave	Brooklyn	42	15,792	Between Fair and Poor	10 to 14 years	
No	DEP	26th Ward WPCP Campus	122-66 Flatlands Ave	122-66 Flatlands Ave	Brooklyn	42	684,690	Unknown	Unknown	
No	DEP		Brooklyn Repair - Remsen Yard	855 Remsen Ave	Brooklyn	42	47,000	Unknown	Unknown	
No	DEP	26th Ward WPCP Campus	Chlorine Contact Tanks	122-66 Flatlands Ave	Brooklyn	42	36,240	Unknown	Unknown	
No	DEP	26th Ward WPCP Campus	Pump And Blower House	122-66 Flatlands Ave	Brooklyn	42	11,060	Unknown	Unknown	
No	DEP	26th Ward WPCP Campus	Dewatering Building	122-66 Flatlands Ave	Brooklyn	42	151,256	Unknown	10 to 14 years	

ROOF FINDINGS BY DISTRICT

SOLAR-READY STATUS	AGENCY	CAMPUS NAME	SITE	ADDRESS	BOROUGH	CITY COUNCIL DISTRICT	TOTAL BUILDING GROSS SQ. FT.	STRUCTURAL CONDITION	ROOF AGE	COMMENTS
No	DEP	26th Ward WPCP Campus	Final Settling Tanks	122-66 Flatlands Ave	Brooklyn	42	112,000	Unknown	10 to 14 years	
No	DOE	K013	P.S. 13 - BK	557 Pennsylvania Ave	Brooklyn	42	117,900	Between Fair and Poor	> 20 years	
No	DOE	K066	P.S. 66 - BK	881 East 96th St	Brooklyn	42	80,000	Good	10 to 14 years	
No	DOE	K072	P.S. 72 - BK	605 Shepherd Ave	Brooklyn	42	44,950	Between Fair and Poor	10 to 14 years	
No	DOE	K183	P.S. 183 - BK	76 Riverdale Ave	Brooklyn	42	112,000	Fair	10 to 14 years	
No	DOE	K184	P.S. 184 - BK	273 Newport St	Brooklyn	42	114,800	Between Fair and Poor	15 to 19 years	
No	DOE	K202	P.S. 202 - BK	982 Hegeman Ave	Brooklyn	42	157,295	Fair	15 to 19 years	
No	DOE	K218	I.S. 218 - BK	370 Fountain Ave	Brooklyn	42	122,815	Poor	> 20 years	
No	DOE	K233	P.S. 233 - BK	9301 Ave B	Brooklyn	42	123,800	Fair	15 to 19 years	
No	DOE	K260	P.S. 260 - BK	875 Williams Ave	Brooklyn	42	95,930	Fair	> 20 years	
No	DOE	K306	P.S. 306 - BK	970 Vermont St	Brooklyn	42	38,706	Between Good and Fair	> 20 years	
No	DOE	K328	P.S. 328 - BK	330 Alabama Ave	Brooklyn	42	190,120	Fair	> 20 years	
No	DOE	K346	P.S. 346 - BK	1400 Pennsylvania Ave	Brooklyn	42	187,283	Between Good and Fair	10 to 14 years	
No	DOE	K435	Thomas Jefferson - BK	400 Pennsylvania Ave	Brooklyn	42	313,920	Between Good and Fair	10 to 14 years	
No	DEP	26th Ward WPCP Campus	Preliminary Settling Tank Area	122-66 Flatlands Ave	Brooklyn	42	43,766	Unknown	10 to 14 years	
No	BPL		New Lots Branch Library	655 New Lots Ave	Brooklyn	42	24,558	Between Fair and Poor	15 to 19 years	
No	BPL		East Flatbush Branch Library	9612 Church Ave	Brooklyn	42	12,329	Between Fair and Poor	> 20 years	
No	DEP	26th Ward WPCP Campus	Sludge Degritting Wing	122-66 Flatlands Ave	Brooklyn	42	11,520	Unknown	Unknown	
No	DEP	26th Ward WPCP Campus	Sludge Storage Tanks & Digesters 6-Circular	122-66 Flatlands Ave	Brooklyn	42	11,781	Unknown	Unknown	
No	DEP	26th Ward WPCP Campus	Sludge Transfer & Mixing Pump Station A1	122-66 Flatlands Ave	Brooklyn	42	11,560	Unknown	Unknown	
No	DOHMH		Animal Shelter - Brooklyn	2336 Linden Blvd	Brooklyn	42	20,500	Unknown	15 to 19 years	
No	DHS		Flatlands Ave Residence	10875 Ave D	Brooklyn	42	28,545	Fair	15 to 19 years	

ROOF FINDINGS BY DISTRICT

SOLAR-READY STATUS	AGENCY	CAMPUS NAME	SITE	ADDRESS	BOROUGH	CITY COUNCIL DISTRICT	TOTAL BUILDING GROSS SQ. FT.	STRUCTURAL CONDITION	ROOF AGE	COMMENTS
No	DHS		Samaritan Forbell Residence	338-344 Forbell St	Brooklyn	42	24,900	Unknown	Unknown	
No	DHS		Linden Family Residence	501 New Lots Ave	Brooklyn	42	12,000	Unknown	Unknown	
No	DHS	Rose McCarthy Family Residence Campus	Rose McCarthy Family Residence	900 Dumont Ave	Brooklyn	42	21,600	Unknown	Unknown	
No	DHS	Rose McCarthy Family Residence Campus	Rose McCarthy Family Residence	882 Dumont Ave	Brooklyn	42	18,000	Unknown	Unknown	
No	DHS		Help 1	515 Blake Ave	Brooklyn	42	123,910	Fair	> 20 years	
No	DHS		Fannie Barnes (Urban Transitional Housing)	829 Saratoga Ave	Brooklyn	42	72,000	Unknown	Unknown	
No	DEP	26th Ward WPCP Campus	Supplemental Cake Storage Facility	122-66 Flatlands Ave	Brooklyn	42	81,760	Unknown	10 to 14 years	
No	HPD		701 Euclid Ave Office	701 Euclid Ave	Brooklyn	42	20,060	Unknown	Unknown	
No	HRA		360 New Jersey Ave (Space)	360 New Jersey Ave	Brooklyn	42	33,600	Between Fair and Poor	Unknown	
No	DSNY		Brooklyn Lot Cleaning and Salt Shed	803 Forbell St	Brooklyn	42	65,864	Between Fair and Poor	Unknown	
No	DSNY		Brooklyn South 16 District Garage	922 Georgia Ave	Brooklyn	42	43,800	Between Fair and Poor	Unknown	
No	DSNY		Brooklyn South 17 and 18 District Garage	10502 Ave D	Brooklyn	42	171,164	Poor	Unknown	
No	DSNY		Cioffe Borough Repair Shop	10601 Ave D	Brooklyn	42	70,133	Poor	Unknown	
Yes	DHS		FMD Warehouse	101-07 Farragut Rd	Brooklyn	42	348,000	Good	< 2 years	
Yes	DOE	K149	P.S. 149 - BK	700 Sutter Ave	Brooklyn	42	24,000	Good	5 to 9 years	
Yes	DOE	K159	P.S. 159 - BK	2781 Pitkin Ave	Brooklyn	42	70,035	Good	5 to 9 years	
Yes	DOE	K165	P.S. 165 - BK	76 Lott Ave	Brooklyn	42	72,000	Fair	5 to 9 years	
Yes	DOE	K174	P.S. 174 - BK	574 Dumont Ave	Brooklyn	42	190,000	Good	5 to 9 years	
Yes	DOE	K190	P.S. 190 - BK	590 Sheffield Ave	Brooklyn	42	172,000	Good	5 to 9 years	
Yes	DOE	K213	P.S. 213 - BK	580 Hegeman Ave	Brooklyn	42	49,410	Good	5 to 9 years	
Yes	DOE	K275	I.S. 275 - BK	985 Rockaway Ave	Brooklyn	42	196,402	Good	2 to 4 years	
Yes	DOE	K292	I.S. 292 - BK	300 Wyona St	Brooklyn	42	150,792	Between Good and Fair	5 to 9 years	

ROOF FINDINGS BY DISTRICT

SOLAR-READY STATUS	AGENCY	CAMPUS NAME	SITE	ADDRESS	BOROUGH	CITY COUNCIL DISTRICT	TOTAL BUILDING GROSS SQ. FT.	STRUCTURAL CONDITION	ROOF AGE	COMMENTS
Yes	DOE	K422	Spring Creek Educational Campus	1065 Elton St	Brooklyn	42	154,438	Good	2 to 4 years	
Yes	DPR		Brownsville Recreation Center	1555 Linden Blvd	Brooklyn	42	72,000	Fair	5 to 9 years	
No	NYPD		62nd Precinct	1925 Bath Ave	Brooklyn	43	25,000	Unknown	15 to 19 years	
No	FDNY		Engine Co. 284 and Ladder Co. 149	1157 79th St	Brooklyn	43	10,350	Between Fair and Poor	15 to 19 years	
No	DOE	K102	P.S. 102 - BK	211 72nd St	Brooklyn	43	33,000	Fair	> 20 years	
No	DOE	K104	P.S. 104 - BK	9115 5th Ave	Brooklyn	43	89,838	Between Fair and Poor	> 20 years	
No	DOE	K112	P.S. 112 - BK	7115 15th Ave	Brooklyn	43	33,000	Good	15 to 19 years	
No	DOE	K127	P.S. 127 - BK	7805 7th Ave	Brooklyn	43	35,000	Good	10 to 14 years	
No	DOE	K170	P.S. 170 - BK	7109 6th Ave	Brooklyn	43	113,023	Good	10 to 14 years	
No	DOE	K176	P.S. 176 - BK	1225 69th St	Brooklyn	43	88,900	Between Good and Fair	10 to 14 years	
No	DOE	K185	P.S. 185 - BK	8601 Ridge Blvd	Brooklyn	43	105,120	Good	> 20 years	
No	DOE	K200	P.S. 200 - BK	1940 Benson Ave	Brooklyn	43	89,872	Good	15 to 19 years	
No	DOE	K204	P.S. 204 - BK	8101 15th Ave	Brooklyn	43	41,976	Between Fair and Poor	15 to 19 years	
No	DOE	K229	P.S. 229 - BK	1400 Benson Ave	Brooklyn	43	126,580	Poor	> 20 years	
No	DOE	K259	I.S. 259 - BK	7305 Ft Hamilton Pkwy	Brooklyn	43	130,955	Between Fair and Poor	15 to 19 years	
No	DOE	K490	Fort Hamilton - BK	8301 Shore Rd	Brooklyn	43	286,000	Between Good and Fair	15 to 19 years	
No	DOE	K807	PS-IS 665 @ PS 163K - BK	109 Bay 14th St	Brooklyn	43	105,519	Good	Unknown	
No	DEP	Owl's Head WPCP Campus	Bldg 1	6700 Shore Rd	Brooklyn	43	669,680	Unknown	Unknown	
No	DEP	Owl's Head WPCP Campus	Main Building	6700 Shore Rd	Brooklyn	43	669,680	Unknown	Unknown	
No	DEP	Owl's Head WPCP Campus	Final Settling Tanks 1	6700 Shore Rd	Brooklyn	43	199,219	Fair	> 20 years	
No	DEP	Owl's Head WPCP Campus	Aeration Tanks	6700 Shore Rd	Brooklyn	43	170,156	Fair	> 20 years	
No	DEP	Owl's Head WPCP Campus	Primary Settling Tanks	6700 Shore Rd	Brooklyn	43	111,391	Fair	> 20 years	

ROOF FINDINGS BY DISTRICT

SOLAR-READY STATUS	AGENCY	CAMPUS NAME	SITE	ADDRESS	BOROUGH	CITY COUNCIL DISTRICT	TOTAL BUILDING GROSS SQ. FT.	STRUCTURAL CONDITION	ROOF AGE	COMMENTS
No	DEP	Owl's Head WPCP Campus	Sludge Processing Complex	6700 Shore Rd	Brooklyn	43	91,875	Fair	> 20 years	
No	DEP	Owl's Head WPCP Campus	Pump And Power House 1	6700 Shore Rd	Brooklyn	43	25,313	Fair	> 20 years	
No	DEP	Owl's Head WPCP Campus	Pump And Power House 2	6700 Shore Rd	Brooklyn	43	17,188	Fair	> 20 years	
No	DEP	Owl's Head WPCP Campus	Odor Control & Gas Compressor	6700 Shore Rd	Brooklyn	43	15,625	Fair	> 20 years	
No	BPL		New Utrecht Branch Library	1743 86th St	Brooklyn	43	22,557	Unknown	15 to 19 years	
No	BPL		Bay Ridge Branch Library	7223 Ridge Blvd	Brooklyn	43	16,506	Between Fair and Poor	15 to 19 years	
No	BPL		Dyker Branch Library	8202 13th Ave	Brooklyn	43	10,521	Between Fair and Poor	15 to 19 years	
No	DSNY		Brooklyn 11 District Garage; BK Boro Office; SW MTS	380 Bay 41st St	Brooklyn	43	76,915	Between Fair and Poor	Unknown	
Yes	DOE	K163	P.S. 163 - BK	1664 Benson Ave	Brooklyn	43	105,519	Good	5 to 9 years	
Yes	DOE	K201	I.S. 201 - BK	8010 12th Ave	Brooklyn	43	157,221	Good	< 2 years	
Yes	DOE	K485	Telecommun. Arts & Tech H.S. - BK	350 67th St	Brooklyn	43	90,500	Between Good and Fair	5 to 9 years	
No	NYPD		70th Precinct	154 Lawrence Ave	Brooklyn	44	18,000	Good	> 20 years	
No	DOE	K096	I.S. 96 - BK	99 Ave P	Brooklyn	44	115,600	Between Good and Fair	15 to 19 years	
No	DOE	K099	P.S. 99 - BK	1120 East 10th St	Brooklyn	44	114,700	Poor	15 to 19 years	
No	DOE	K121	P.S. 121 - BK	5301 20 Ave	Brooklyn	44	49,072	Poor	15 to 19 years	
No	DOE	K134	P.S. 134 - BK	4001 18 Ave	Brooklyn	44	35,100	Between Fair and Poor	Unknown	
No	DOE	K160	P.S. 160 - BK	5105 Ft. Hamilton Pkwy	Brooklyn	44	51,200	Good	15 to 19 years	
No	DOE	K164	P.S. 164 - BK	4211 14th Ave	Brooklyn	44	87,000	Fair	> 20 years	
No	DOE	K180	P.S. 180 - BK	5601 16th Ave	Brooklyn	44	157,261	Good	15 to 19 years	
No	DOE	K223	I.S. 223 - BK	4200 16th Ave	Brooklyn	44	170,753	Fair	10 to 14 years	
No	DOE	K226	P.S. 226 - BK	6006 23rd Ave	Brooklyn	44	97,744	Good	> 20 years	
No	DOE	K238	P.S. 238 - BK	1633 East 8th St	Brooklyn	44	86,700	Fair	10 to 14 years	

ROOF FINDINGS BY DISTRICT

SOLAR-READY STATUS	AGENCY	CAMPUS NAME	SITE	ADDRESS	BOROUGH	CITY COUNCIL DISTRICT	TOTAL BUILDING GROSS SQ. FT.	STRUCTURAL CONDITION	ROOF AGE	COMMENTS
No	DOE	K525	Edward R. Murrow - BK	1600 Ave L	Brooklyn	44	411,500	Between Good and Fair	10 to 14 years	
No	DOE	K686	Brooklyn School Of Inquiry - BK	50 Ave P	Brooklyn	44	128,170	Good	Unknown	
No	BPL		Mapleton Branch Library	1703 60th St	Brooklyn	44	19,821	Unknown	15 to 19 years	
No	BPL		Midwood Branch Library	975 East 16th St	Brooklyn	44	15,210	Unknown	5 to 9 years	
No	DSNY		Brooklyn South 12 District Garage	5602 19th Ave	Brooklyn	44	10,000	Good	> 20 years	
Yes	DOE	K048	P.S. 48 - BK	6015 18th Ave	Brooklyn	44	72,400	Good	5 to 9 years	
Yes	DOE	K177	P.S. 177 - BK	346 Ave P	Brooklyn	44	85,684	Between Good and Fair	5 to 9 years	
Yes	DOE	K192	P.S. 192 - BK	4715 18th Ave	Brooklyn	44	85,000	Fair	5 to 9 years	
Yes	BPL		Kensington Branch Library	4209 18th Ave	Brooklyn	44	18,500	Good	2 to 4 years	
No	NYPD		63rd Precinct	1844 Brooklyn Ave	Brooklyn	45	11,904	Unknown	15 to 19 years	
No	DOE	K119	P.S. 119 - BK	3829 Ave K	Brooklyn	45	39,853	Between Good and Fair	15 to 19 years	
No	DOE	K181	P.S. 181 - BK	1023 New York Ave	Brooklyn	45	127,175	Between Fair and Poor	> 20 years	
No	DOE	K193	P.S. 193 - BK	2515 Ave L	Brooklyn	45	200,000	Good	10 to 14 years	
No	DOE	K198	P.S. 198 - BK	4105 Farragut Rd	Brooklyn	45	70,000	Poor	> 20 years	
No	DOE	K208	P.S. 208 - BK	4801 Ave D	Brooklyn	45	53,360	Fair	15 to 19 years	
No	DOE	K240	I.S. 240 - BK	2500 Nostrand Ave	Brooklyn	45	178,911	Between Good and Fair	15 to 19 years	
No	DOE	K285	I.S. 285 - BK	5905 Beverly Rd	Brooklyn	45	79,847	Fair	> 20 years	
No	DOE	K405	Midwood - BK	2839 Bedford Ave	Brooklyn	45	307,150	Fair	5 to 9 years	
No	DOE	K864	P.S. 361 - BK	3109 Newkirk Ave	Brooklyn	45	37,125	Between Good and Fair	15 to 19 years	
No	BPL		Flatlands Branch Library	2065 Flatbush Ave	Brooklyn	45	11,903	Between Fair and Poor	15 to 19 years	
Yes	DOE	K244	P.S. 244 - BK	5404 Tilden Ave	Brooklyn	45	267,852	Good	< 2 years	
Yes	DOE	K395	P.S./I.S. 395 - BK	1001 East 45th St	Brooklyn	45	139,721	Good	< 2 years	
Yes	DOE	K415	Samuel J. Tilden - BK	5800 Tilden Ave	Brooklyn	45	302,208	Good	< 2 years	
Yes	DOE	K729	P.S. 207 ANNEX - BK	3920 Flatlands Ave	Brooklyn	45	32,006	Good	5 to 9 years	
No	DOE	K068	I.S. 68 - BK	956 East 82nd St	Brooklyn	46	161,659	Good	10 to 14 years	
No	DOE	K078	I.S. 78 - BK	1420 East 68th St	Brooklyn	46	114,000	Between Fair and Poor	15 to 19 years	

ROOF FINDINGS BY DISTRICT

SOLAR-READY STATUS	AGENCY	CAMPUS NAME	SITE	ADDRESS	BOROUGH	CITY COUNCIL DISTRICT	TOTAL BUILDING GROSS SQ. FT.	STRUCTURAL CONDITION	ROOF AGE	COMMENTS
No	DOE	K194	P.S. 194 - BK	3117 Ave W	Brooklyn	46	87,000	Fair	15 to 19 years	
No	DOE	K242	P.S. 242 - BK	100-01 Flatlands Ave	Brooklyn	46	65,880	Between Fair and Poor	15 to 19 years	
No	DOE	K276	P.S. 276 - BK	1070 East 83rd St	Brooklyn	46	210,120	Poor	> 20 years	
No	DOE	K277	P.S. 277 - BK	2529 Gerritsen Ave	Brooklyn	46	60,000	Fair	10 to 14 years	
No	DOE	K279	P.S. 279 - BK	1070 East 104th St	Brooklyn	46	79,664	Fair	15 to 19 years	
No	DOE	K724	Canarsie - BK	1600 Rockaway Pkwy	Brooklyn	46	255,218	Between Fair and Poor	15 to 19 years	
No	DOE	K905	P.S. 312 - BK	7151 Ave T	Brooklyn	46	192,976	Fair	15 to 19 years	
No	BPL		Kings Bay Branch Library	3651 Nostrand Ave	Brooklyn	46	14,885	Between Fair and Poor	> 20 years	
No	DOT		Fleet Services, BK St Maintenance	6080 Flatlands Ave	Brooklyn	46	188,071	Poor	15 to 19 years	
Yes	DOE	K114	P.S. 114 - BK	1077 Remsen Ave	Brooklyn	46	24,960	Between Good and Fair	5 to 9 years	
Yes	DOE	K203	P.S. 203 - BK	5101 Ave M	Brooklyn	46	82,992	Good	5 to 9 years	
Yes	DOE	K207	P.S. 207 - BK	4011 Fillmore Ave	Brooklyn	46	60,000	Good	2 to 4 years	
Yes	DOE	K211	I.S. 211 - BK	1001 East 100th St	Brooklyn	46	101,292	Good	2 to 4 years	
Yes	DOE	K222	P.S. 222 - BK	3301 Quentin Rd	Brooklyn	46	131,000	Fair	2 to 4 years	
Yes	DOE	K236	P.S. 236 - BK	6302 Ave U	Brooklyn	46	60,000	Good	2 to 4 years	
Yes	DOE	K272	P.S. 272 - BK	101-24 Seaview Ave	Brooklyn	46	160,322	Good	< 2 years	
Yes	DOE	K366	Shirley Chisholm Campus - BK	965 East 107th St	Brooklyn	46	63,313	Between Good and Fair	5 to 9 years	
Yes	DPR		Marine Park Golf Clubhouse	2880 Flatbush Ave	Brooklyn	46	10,250	Good	10 to 14 years	
No	DCLA	New York Aquarium	Aqua Theater	520 Surf Ave	Brooklyn	47	18,720	Unknown	Unknown	
No	DCLA	New York Aquarium	Sea Cliffs	504 Surf Ave	Brooklyn	47	38,000	Fair	Unknown	
No	DCLA	New York Aquarium	Explore the Shore/Alien Stingers	510 Surf Ave	Brooklyn	47	35,883	Good	15 to 19 years	
No	DCLA	New York Aquarium	Conservation Hall	506 Surf Ave	Brooklyn	47	29,491	Fair	> 20 years	
No	DCLA	New York Aquarium	Operations Building	820 Surf Ave	Brooklyn	47	21,037	Fair	15 to 19 years	
No	DCLA	New York Aquarium	Osborn Laboratories of Marine Sciences (OLMS)	502 Surf Ave	Brooklyn	47	16,945	Fair	15 to 19 years	

ROOF FINDINGS BY DISTRICT

SOLAR-READY STATUS	AGENCY	CAMPUS NAME	SITE	ADDRESS	BOROUGH	CITY COUNCIL DISTRICT	TOTAL BUILDING GROSS SQ. FT.	STRUCTURAL CONDITION	ROOF AGE	COMMENTS
No	DCLA	New York Aquarium	NY Aquarium Campus: Cafe	508 Surf Ave	Brooklyn	47	11,620	Good	10 to 14 years	
No	DOE	K090	P.S. 90 - BK	2840 West 12th St	Brooklyn	47	64,600	Between Fair and Poor	15 to 19 years	
No	DOE	K095	P.S. 95 - BK	345 Van Sicklen St	Brooklyn	47	50,000	Good	15 to 19 years	
No	DOE	K101	P.S. 101 - BK	2360 Benson Ave	Brooklyn	47	42,852	Fair	15 to 19 years	
No	DOE	K188	P.S. 188 - BK	3314 Neptune Ave	Brooklyn	47	87,860	Fair	15 to 19 years	
No	DOE	K205	P.S. 205 - BK	6701 20th Ave	Brooklyn	47	171,250	Good	10 to 14 years	
No	DOE	K212	P.S. 212 - BK	87 Bay 49th St	Brooklyn	47	125,064	Fair	15 to 19 years	
No	DOE	K215	P.S. 215 - BK	415 Ave S	Brooklyn	47	83,400	Between Good and Fair	10 to 14 years	
No	DOE	K228	I.S. 228 - BK	228 Ave S	Brooklyn	47	113,200	Fair	15 to 19 years	
No	DOE	K239	I.S. 239 - BK	2401 Neptune Ave	Brooklyn	47	61,000	Fair	15 to 19 years	
No	DOE	K247	P.S. 247 - BK	7000 21st Ave	Brooklyn	47	66,588	Fair	15 to 19 years	
No	DOE	K281	I.S. 281 - BK	8787 24th Ave	Brooklyn	47	153,313	Good	15 to 19 years	
No	DOE	K288	P.S. 288 - BK	2950 West 25th St	Brooklyn	47	67,840	Between Good and Fair	> 20 years	
No	DOE	K303	J.H.S. 303 - BK	501 West Ave	Brooklyn	47	237,312	Between Fair and Poor	> 20 years	
No	DOE	K540	John Dewey - BK	50 Ave X	Brooklyn	47	365,776	Between Fair and Poor	15 to 19 years	
No	BPL		Coney Island Branch Library and Learning Ctr.	1901 Mermaid Ave	Brooklyn	47	12,087	Between Fair and Poor	10 to 14 years	
No	DPR		Abe Stark Ice Rink	1902 West 19th St	Brooklyn	47	51,900	Between Good and Fair	5 to 9 years	
No	DPR		Poseidon Playground Maintenance Building	3010 West 25th St	Brooklyn	47	10,464	Fair	> 20 years	
Yes	DOE	K095	P.S. 95 - BK	345 Van Sicklen St	Brooklyn	47	50,000	Good	< 2 years	
Yes	DOE	K097	P.S. 97 - BK	1855 Stillwell Ave	Brooklyn	47	65,150	Good	2 to 4 years	
Yes	DOE	K128	P.S. 128 - BK/P.S. 721 (OTC)	2075 84th St	Brooklyn	47	110,000	Between Good and Fair	5 to 9 years	
Yes	DOE	K186	P.S. 186 - BK	7601 19th Ave	Brooklyn	47	115,000	Good	5 to 9 years	
Yes	DOE	K216	P.S. 216 - BK	350 Ave X	Brooklyn	47	74,540	Good	2 to 4 years	
Yes	DOE	K400	Lafayette - BK	2630 Benson Ave	Brooklyn	47	356,000	Good	5 to 9 years	
Yes	DOE	K410	Abraham Lincoln - BK	2800 Ocean Pkwy	Brooklyn	47	305,046	Good	< 2 years	
Yes	DOE	K728	Liberation Diploma Plus H.S.	2865 West 19th St	Brooklyn	47	15,272	Good	5 to 9 years	

ROOF FINDINGS BY DISTRICT

SOLAR-READY STATUS	AGENCY	CAMPUS NAME	SITE	ADDRESS	BOROUGH	CITY COUNCIL DISTRICT	TOTAL BUILDING GROSS SQ. FT.	STRUCTURAL CONDITION	ROOF AGE	COMMENTS
Yes	HHC		New Ida G. Israel Community Health Center	2925 West 19th St	Brooklyn	47	13,000	Good	< 2 years	
Yes	DCLA	New York Aquarium	Aquatic Animal Health Center (AAHC)	600 Surf Ave	Brooklyn	47	10,800	Good	5 to 9 years	
No	HHC		Coney Island Hospital	2601 Ocean Pkwy	Brooklyn	48	836,000	Fair	10 to 14 years	
No	NYPD		60th Precinct and Engine Company 245	2951 West 8th St	Brooklyn	48	32,400	Between Fair and Poor	5 to 9 years	
No	NYPD		61st Precinct	2575 Coney Island Ave	Brooklyn	48	31,429	Good	15 to 19 years	
No	NYPD		MTD Troop E	2801 Brighton 3rd St	Brooklyn	48	10,580	Between Good and Fair	15 to 19 years	
No	FDNY		Engine Co. 276 and Ladder Co. 156, Batt. 33	1635 East 14th St	Brooklyn	48	10,227	Unknown	10 to 14 years	
No	DEP	Coney Island WPCP Campus	2591 Knapp St	2591 Knapp St	Brooklyn	48	688,008	Between Fair and Poor	> 20 years	
No	DEP	Coney Island WPCP Campus	West Final Settling Tanks	2591 Knapp St	Brooklyn	48	135,000	Fair	> 20 years	
No	DEP	Coney Island WPCP Campus	3002 Ave Z	2591 Knapp St	Brooklyn	48	99,000	Between Fair and Poor	> 20 years	
No	DEP	Coney Island WPCP Campus	Aeration Tanks	2591 Knapp St	Brooklyn	48	94,063	Fair	> 20 years	
No	DEP	Coney Island WPCP Campus	Primary Settling Tanks	2591 Knapp St	Brooklyn	48	50,313	Poor	> 20 years	
No	DEP	Coney Island WPCP Campus	Thickener Building	2591 Knapp St	Brooklyn	48	49,805	Fair	> 20 years	
No	DEP	Coney Island WPCP Campus	Ave Z	2591 Knapp St	Brooklyn	48	45,000	Between Fair and Poor	> 20 years	
No	DEP	Coney Island WPCP Campus	Main Sewage Pump Station	2591 Knapp St	Brooklyn	48	40,625	Fair	> 20 years	
No	DEP	Coney Island WPCP Campus	East Final Settling Tanks	2591 Knapp St	Brooklyn	48	37,734	Fair	> 20 years	
No	DEP	Coney Island WPCP Campus	Digester Building A1	2591 Knapp St	Brooklyn	48	27,422	Fair	> 20 years	

ROOF FINDINGS BY DISTRICT

SOLAR-READY STATUS	AGENCY	CAMPUS NAME	SITE	ADDRESS	BOROUGH	CITY COUNCIL DISTRICT	TOTAL BUILDING GROSS SQ. FT.	STRUCTURAL CONDITION	ROOF AGE	COMMENTS
No	DEP	Coney Island WPCP Campus	Interim Resident Engineering Plant Personnel Building	2591 Knapp St	Brooklyn	48	22,500	Fair	> 20 years	
No	DEP	Coney Island WPCP Campus	Plant Admin & Support Facility A1	2591 Knapp St	Brooklyn	48	21,563	Fair	> 20 years	
No	DEP	Coney Island WPCP Campus	Sludge & Digester Gas Storage Facility A1	2591 Knapp St	Brooklyn	48	21,250	Fair	> 20 years	
No	DEP	Coney Island WPCP Campus	Pump & Power House A1	2591 Knapp St	Brooklyn	48	18,750	Fair	> 20 years	
No	DEP	Coney Island WPCP Campus	Return Sludge Pump Station	2591 Knapp St	Brooklyn	48	16,375	Fair	> 20 years	
No	DEP	Coney Island WPCP Campus	Chlorine Contact Tanks	2591 Knapp St	Brooklyn	48	14,750	Fair	> 20 years	
No	DEP	Coney Island WPCP Campus	Primary Settling Tanks Odor Control Building	2591 Knapp St	Brooklyn	48	14,221	Poor	> 20 years	
No	DEP	Coney Island WPCP Campus	Skimming Enclosure Building	2591 Knapp St	Brooklyn	48	10,469	Fair	> 20 years	
No	DOE	K100	P.S. 100 - BK	2951 West 3rd St	Brooklyn	48	107,630	Between Fair and Poor	15 to 19 years	
No	DOE	K153	P.S. 153 - BK	1970 Homecrest Ave	Brooklyn	48	50,560	Fair	15 to 19 years	
No	DOE	K195	P.S. 195 - BK	131 Irwin St	Brooklyn	48	31,780	Fair	10 to 14 years	
No	DOE	K199	P.S. 199 - BK	1100 Elm Ave	Brooklyn	48	64,200	Fair	10 to 14 years	
No	DOE	K209	P.S. 209 - BK	2609 East 7th St	Brooklyn	48	63,020	Between Fair and Poor	> 20 years	
No	DOE	K225	P.S. 225 - BK	1075 Ocean View Ave	Brooklyn	48	126,040	Poor	15 to 19 years	
No	DOE	K253	P.S. 253 - BK	601 Ocean View Ave	Brooklyn	48	83,250	Between Good and Fair	> 20 years	
No	DOE	K255	P.S. 255 - BK	1866 East 17th St	Brooklyn	48	113,500	Good	15 to 19 years	
No	DOE	K286	P.S. 286 - BK (CMHC-P811K/SIE I)	2525 Haring St	Brooklyn	48	71,940	Fair	> 20 years	
No	DOE	K370	P.S. 370 - BK (SIE VII/P370)	3000 West 1st St	Brooklyn	48	37,240	Good	15 to 19 years	
No	DOE	K535	LEON M. GOLDSTEIN H.S. - BK	1830 Shore Blvd	Brooklyn	48	140,000	Fair	> 20 years	

ROOF FINDINGS BY DISTRICT

SOLAR-READY STATUS	AGENCY	CAMPUS NAME	SITE	ADDRESS	BOROUGH	CITY COUNCIL DISTRICT	TOTAL BUILDING GROSS SQ. FT.	STRUCTURAL CONDITION	ROOF AGE	COMMENTS
No	DOE	K620	William E. Grady - BK	25 Brighton 4th Rd	Brooklyn	48	332,328	Fair	15 to 19 years	
No	CUNY	Kingsborough Community College	Marine & Academic Center - M	2110 Oriental Blvd	Brooklyn	48	204,000	Poor	Unknown	
No	CUNY	Kingsborough Community College	Art & Science Bldg - S	2120 Oriental Blvd	Brooklyn	48	105,724	Between Fair and Poor	Unknown	
No	CUNY	Kingsborough Community College	College Center - U	1824 Oriental Blvd	Brooklyn	48	98,604	Poor	Unknown	
No	CUNY	Kingsborough Community College	Health & Physical Education Ctr.	1925 Oriental Blvd	Brooklyn	48	72,282	Poor	Unknown	
No	CUNY	Kingsborough Community College	Temporary Bldg. T4	2111 Oriental Blvd	Brooklyn	48	53,718	Poor	Unknown	
No	CUNY	Kingsborough Community College	Academic Village	1915 Oriental Blvd	Brooklyn	48	50,435	Good	10 to 14 years	
No	CUNY	Kingsborough Community College	Temporary Bldg. T2	2065 Oriental Blvd	Brooklyn	48	36,000	Poor	Unknown	
No	CUNY	Kingsborough Community College	West Academic Center - Wing D	1950 Oriental Blvd	Brooklyn	48	35,362	Poor	Unknown	
No	CUNY	Kingsborough Community College	West Academic Center - Wing E	1950 Oriental Blvd	Brooklyn	48	35,362	Poor	Unknown	
No	CUNY	Kingsborough Community College	West Academic Center - Wing C	1950 Oriental Blvd	Brooklyn	48	33,130	Poor	Unknown	
No	CUNY	Kingsborough Community College	West Academic Center - Wing F	1950 Oriental Blvd	Brooklyn	48	33,130	Poor	Unknown	
No	CUNY	Kingsborough Community College	Administration Bldg	2001 Oriental Blvd	Brooklyn	48	32,126	Poor	Unknown	
No	CUNY	Kingsborough Community College	Temporary Bldg. T7	2131 Oriental Blvd	Brooklyn	48	27,072	Between Fair and Poor	Unknown	

ROOF FINDINGS BY DISTRICT

SOLAR-READY STATUS	AGENCY	CAMPUS NAME	SITE	ADDRESS	BOROUGH	CITY COUNCIL DISTRICT	TOTAL BUILDING GROSS SQ. FT.	STRUCTURAL CONDITION	ROOF AGE	COMMENTS
No	CUNY	Kingsborough Community College	Temporary Bldg #1 (UAPC)	2085 Oriental Blvd	Brooklyn	48	19,200	Poor	Unknown	
No	CUNY	Kingsborough Community College	Temporary Bldg. T5	2100 Oriental Blvd	Brooklyn	48	17,852	Poor	Unknown	
No	CUNY	Kingsborough Community College	Temporary Bldg. T6	2105 Oriental Blvd	Brooklyn	48	12,070	Poor	Unknown	
No	CUNY	Kingsborough Community College	Temporary Bldg. T3	2055 Oriental Blvd	Brooklyn	48	10,200	Poor	Unknown	
Yes	DOE	K052	P.S. 52 - BK	2675 East 29th St	Brooklyn	48	88,487	Good	< 2 years	
Yes	DOE	K197	P.S. 197 - BK	1599 East 22nd St	Brooklyn	48	85,928	Good	2 to 4 years	
Yes	DOE	K206	P.S. 206 - BK	2200 Gravesend Neck Rd	Brooklyn	48	104,375	Good	2 to 4 years	
Yes	DOE	K254	P.S. 254 - BK	1801 Ave Y	Brooklyn	48	79,292	Good	< 2 years	
Yes	CUNY	Kingsborough Community College	Leon M. Goldstein Perf. Arts Ctr	2001 Oriental Blvd	Brooklyn	48	46,768	Between Good and Fair	5 to 9 years	
Yes	CUNY	Kingsborough Community College	Robert J. Kibee Lib & Media Ctr	2000 Oriental Blvd	Brooklyn	48	122,364	Fair	5 to 9 years	
Yes	CUNY	Kingsborough Community College	Temporary Building T8	2101 Oriental Blvd	Brooklyn	48	18,187	Good	5 to 9 years	
Yes	BPL		Brighton Beach Branch Library	16 Brighton 1st Rd	Brooklyn	48	12,166	Good	< 2 years	
Yes	BPL		Kings Highway Branch Library	2115 Ocean Ave	Brooklyn	48	25,785	Good	5 to 9 years	
No	FDNY		Staten Island CO	65 Slosson Ave	Staten Island	49	12,174	Fair	15 to 19 years	
No	DCLA	Snug Harbor	B-C Hyphen	1000B Richmond Ter	Staten Island	49	20,000	Unknown	Unknown	
No	DCLA	Snug Harbor	Bldg C/Newhouse Center	1000 Richmond Ter	Staten Island	49	17,500	Unknown	5 to 9 years	
No	DCLA	Snug Harbor	Bldg F	1000 Richmond Ter	Staten Island	49	30,000	Unknown	> 20 years	
No	DCLA	Snug Harbor	Bldg G/Newhouse Gallery	1000 Richmond Ter	Staten Island	49	38,400	Unknown	> 20 years	
No	DCLA	Snug Harbor	Bldg V/Main Gate	1000 Richmond Ter	Staten Island	49	10,400	Unknown	Unknown	
No	NYPD		120th Precinct	78 Richmond Ter	Staten Island	49	15,540	Good	> 20 years	

ROOF FINDINGS BY DISTRICT

SOLAR-READY STATUS	AGENCY	CAMPUS NAME	SITE	ADDRESS	BOROUGH	CITY COUNCIL DISTRICT	TOTAL BUILDING GROSS SQ. FT.	STRUCTURAL CONDITION	ROOF AGE	COMMENTS
No	DEP	Port Richmond WPCP Campus	Final Tank Bldg (manned)		Staten Island	49	94,559	Unknown	Unknown	
No	DCLA	SI Museum	Building A	1000A Richmond Ter	Staten Island	49	30,580	Good	15 to 19 years	
No	DCLA	SI Museum	Staten Island Museum	75 Stuyvesant Pl	Staten Island	49	13,022	Poor	> 20 years	
No	DCLA	SI Zoo	Main Zoo Building	614 Broadway	Staten Island	49	48,000	Between Fair and Poor	> 20 years	
No	DCLA	Snug Harbor	Bldg T/Music Hall	1000 Richmond Ter	Staten Island	49	16,250	Good	Unknown	
No	DCLA	Snug Harbor	Bldg J/Gazebo	1000 Richmond Ter	Staten Island	49	10,400	Unknown	Unknown	
No	DCLA	Snug Harbor	Bldg U	1000 Richmond Ter	Staten Island	49	10,400	Unknown	Unknown	
No	DCLA	Snug Harbor	Bldg H	1000 Richmond Ter	Staten Island	49	31,250	Poor	Unknown	
No	DCLA	Snug Harbor	Bldg E	1000 Richmond Ter	Staten Island	49	29,500	Good	Unknown	
No	DCLA	Snug Harbor	Bldg A/Staten Island Museum	1000 Richmond Ter	Staten Island	49	24,448	Poor	Unknown	
No	DCLA	Snug Harbor	Bldg D/Noble Collection	1000 Richmond Ter	Staten Island	49	20,000	Good	Unknown	
No	DEP	Port Richmond WPCP Campus	BIN 5156437	1801 Richmond Ter	Staten Island	49	358,539	Unknown	Unknown	
No	DEP	Port Richmond WPCP Campus	Building #1		Staten Island	49	32,800	Between Fair and Poor	> 20 years	
No	DEP	Port Richmond WPCP Campus	Chlorine Contact Tank		Staten Island	49	12,960	Good	10 to 14 years	
No	DCLA	Snug Harbor	Bldg R/Great Hall	1000 Richmond Ter	Staten Island	49	18,900	Poor	Unknown	
No	DOE	R016	P.S. 16 - SI	80 Monroe Ave	Staten Island	49	348,000	Between Fair and Poor	15 to 19 years	
No	DOE	R018	P.S. 18 - SI	221 Broadway	Staten Island	49	102,223	Fair	15 to 19 years	
No	DOE	R019	P.S. 19 - SI	780 Post Ave	Staten Island	49	47,526	Between Good and Fair	15 to 19 years	
No	DOE	R021	P.S. 21 - SI	168 Hooker Place	Staten Island	49	18,560	Between Fair and Poor	15 to 19 years	
No	DOE	R022	P.S. 22 - SI	1860 Forest Ave	Staten Island	49	132,500	Good	15 to 19 years	
No	DOE	R027	I.S. 27 - SI	11 Clove Lake Place	Staten Island	49	185,000	Between Fair and Poor	> 20 years	

ROOF FINDINGS BY DISTRICT

SOLAR-READY STATUS	AGENCY	CAMPUS NAME	SITE	ADDRESS	BOROUGH	CITY COUNCIL DISTRICT	TOTAL BUILDING GROSS SQ. FT.	STRUCTURAL CONDITION	ROOF AGE	COMMENTS
No	DOE	R031	P.S. 31 - SI	55 Layton Ave	Staten Island	49	294,125	Between Fair and Poor	15 to 19 years	
No	DOE	R035	P.S. 35 - SI	60 Foote Ave	Staten Island	49	24,500	Good	15 to 19 years	
No	DOE	R044	P.S. 44 - SI	80 Maple Pkwy	Staten Island	49	97,700	Between Fair and Poor	10 to 14 years	
No	DOE	R049	I.S. 49 - SI	101 Warren St	Staten Island	49	117,684	Fair	10 to 14 years	
No	DOE	R057	P.S. 57 - SI	140 Palma Drive	Staten Island	49	129,600	Between Fair and Poor	15 to 19 years	
No	DOE	R061	I.S. 61 - SI	445 Castleton Ave	Staten Island	49	81,000	Between Fair and Poor	> 20 years	
No	DOE	R470	Concord Alternative H.S. - SI	109 Rhine Ave	Staten Island	49	31,500	Good	15 to 19 years	
No	DOE	R600	Ralph Mckee Vocational H.S. - SI	290 St Mark's Place	Staten Island	49	158,400	Between Good and Fair	> 20 years	
No	DOE	R722	P.S. 722 - SI (OCC TRAIN CTR)	155 Tompkins Ave	Staten Island	49	51,519	Poor	> 20 years	
No	DEP	Port Richmond WPCP Campus	Primary Settling Tanks (manned)	1801 Richmond Ter	Staten Island	49	35,739	Unknown	Unknown	
No	DCLA	Snug Harbor	Bldg M/SI Children's Museum	1000 Richmond Ter	Staten Island	49	15,456	Between Good and Fair	> 20 years	
No	DCLA	Snug Harbor	Bldg P/Admin	1000 Richmond Ter	Staten Island	49	13,100	Good	Unknown	
No	DCLA	Snug Harbor	Bldg L/Power Plant	1000 Richmond Ter	Staten Island	49	11,900	Poor	Unknown	
No	DCLA	Snug Harbor	Snug Harbor Bldg O/SICM Barn	1000 Richmond Ter	Staten Island	49	10,000	Good	10 to 14 years	
No	ACS		Childrens Aide Society Inc.	159 Broadway	Staten Island	49	24,700	Poor	Unknown	
No	DCAS		130 Stuyvesant Place Office	130 Stuyvesant Place	Staten Island	49	150,300	Fair	15 to 19 years	
No	DCLA	Snug Harbor	Snug Harbor Campus Bldg B	1000 Richmond Ter	Staten Island	49	19,200	Unknown	Unknown	
No	DCAS		Staten Island Borough Hall	10 Richmond Ter	Staten Island	49	81,538	Fair	> 20 years	
No	DCAS		Staten Island Criminal Court	67 Targee St	Staten Island	49	23,116	Fair	> 20 years	
No	DCAS		Staten Island Supreme Court	18 Richmond Ter	Staten Island	49	21,500	Fair	> 20 years	
No	DCAS		Staten Island Civil Court	927 Castleton Ave	Staten Island	49	16,194	Fair	> 20 years	
No	DCAS		Staten Island Family Court	100 Richmond Ter	Staten Island	49	10,400	Fair	10 to 14 years	
No	DOT		St. George Ferry Terminal	2 Ferry Terminal Viaduct	Staten Island	49	90,200	Between Good and Fair	10 to 14 years	
No	DEP		R-2 Water and Sewer Maintenance Yard	288 Clove Rd	Staten Island	49	12,000	Unknown	Unknown	
No	DOT		5 Dubois Ave	5 Dubois Ave	Staten Island	49	32,500	Unknown	> 20 years	

ROOF FINDINGS BY DISTRICT

SOLAR-READY STATUS	AGENCY	CAMPUS NAME	SITE	ADDRESS	BOROUGH	CITY COUNCIL DISTRICT	TOTAL BUILDING GROSS SQ. FT.	STRUCTURAL CONDITION	ROOF AGE	COMMENTS
No	DOT		DOT Sign Shop	34 Wave St	Staten Island	49	12,800	Poor	Unknown	
No	NYPL		St. George Library Center	10 Hyatt St	Staten Island	49	25,029	Poor	Unknown	
No	DEP	Port Richmond WPCP Campus	Thickener Digester Complex Bldg (manned)	1801 Richmond Ter	Staten Island	49	47,016	Unknown	Unknown	
No	DPR		Staten Island War Memorial Ice Rink	1321 Victory Blvd	Staten Island	49	16,000	Fair	> 20 years	
No	DEP		Victory Boulevard Campus/Richmond North Facility	24 Ontario Ave	Staten Island	49	16,500	Unknown	Unknown	
No	DSNY		Staten Island 1 District Garage	92 Brook St	Staten Island	49	88,417	Poor	Unknown	
Yes	DOE	R020	P.S. 20 - SI	161 Park Ave	Staten Island	49	79,750	Between Good and Fair	5 to 9 years	
Yes	DOE	R040	P.S. 373 - SI	91 Henderson Ave	Staten Island	49	36,308	Good	5 to 9 years	
Yes	DOE	R045	P.S. 45 - SI	58 Lawrence Ave	Staten Island	49	61,500	Good	< 2 years	
Yes	DOE	R065	P.S. 65 - SI	98 Grant St	Staten Island	49	47,704	Good	5 to 9 years	
Yes	DOE	R450	CURTIS - SI	105 Hamilton Ave	Staten Island	49	365,160	Good	5 to 9 years	
Yes	DOE	R831	P.S. 16 Annex - SI	211 Daniel Low Ter	Staten Island	49	16,236	Good	5 to 9 years	
Yes	DOE	R861	Elizabeth A. Connelly Campus - SI	280 Regis Drive	Staten Island	49	108,688	Good	5 to 9 years	
Yes	DPR		Clove Lake Garage and Shops	21 Slosson Ave	Staten Island	49	16,500	Between Good and Fair	5 to 9 years	Cool roof
Yes	DPR		Lyons Pool and Recreation Center	317 Bay St	Staten Island	49	24,000	Between Good and Fair	5 to 9 years	Cool roof
Yes	NYPD		121st Precinct	970 Richmond Ave	Staten Island	49	48,797	Good	< 2 years	
Yes	NYPL		Mariner's Harbor Library	206 South Ave	Staten Island	49	10,100	Good	2 to 4 years	
Yes	DSNY		Staten Island Lot Cleaning	66 Swan St	Staten Island	49	12,500	Good	2 to 4 years	
No	NYPD		NYPD Warehouse	Gateway National Recreation Area	Brooklyn	50	36,920	Between Good and Fair	10 to 14 years	
No	FDNY		Engine Co. 160 and Rescue 5, Division 8	1850 Clove Rd	Staten Island	50	13,200	Fair	15 to 19 years	
No	FDNY		Engine Co. 154 Communications Garage	3730 Victory Blvd	Staten Island	50	10,738	Fair	10 to 14 years	
No	NYPD		122nd Precinct	2320 Hylan Blvd	Staten Island	50	53,200	Good	10 to 14 years	
No	DCAS		Brielle Ave	460 Brielle Ave	Staten Island	50	115,563	Unknown	Unknown	
No	DOE	R002	I.S. 2 - SI	333 Midland Ave	Staten Island	50	151,024	Fair	10 to 14 years	

ROOF FINDINGS BY DISTRICT

SOLAR-READY STATUS	AGENCY	CAMPUS NAME	SITE	ADDRESS	BOROUGH	CITY COUNCIL DISTRICT	TOTAL BUILDING GROSS SQ. FT.	STRUCTURAL CONDITION	ROOF AGE	COMMENTS
No	DOE	R011	P.S. 11 - SI	50 Jefferson St	Staten Island	50	72,900	Fair	15 to 19 years	
No	DOE	R023	P.S. 23 - SI	30 Natick St	Staten Island	50	180,000	Good	> 20 years	
No	DOE	R026	P.S. 26 - SI	4108 Victory Blvd	Staten Island	50	20,356	Fair	> 20 years	
No	DOE	R029	P.S. 29 - SI	1581 Victory Blvd	Staten Island	50	27,648	Between Fair and Poor	15 to 19 years	
No	DOE	R030	P.S. 30 - SI	200 Wardwell Ave	Staten Island	50	58,660	Between Fair and Poor	15 to 19 years	
No	DOE	R038	P.S. 38 - SI	421 Lincoln Ave	Staten Island	50	17,620	Between Fair and Poor	> 20 years	
No	DOE	R039	P.S. 39 - SI	71 Sand Lane	Staten Island	50	76,623	Good	15 to 19 years	
No	DOE	R041	P.S. 41 - SI	216 Clawson St	Staten Island	50	86,850	Good	> 20 years	
No	DOE	R048	P.S. 48 - SI	1055 Targee St	Staten Island	50	39,280	Good	15 to 19 years	
No	DOE	R050	P.S. 50 - SI	200 Adelaide Ave	Staten Island	50	82,900	Good	15 to 19 years	
No	DOE	R052	P.S. 52 - SI	450 Buel Ave	Staten Island	50	168,300	Good	15 to 19 years	
No	DOE	R060	P.S. 60 - SI	55 Merrill Ave	Staten Island	50	139,260	Between Fair and Poor	> 20 years	
No	DOE	R435	New Dorp - SI	465 New Dorp Lane	Staten Island	50	421,275	Good	10 to 14 years	
No	DCLA	Staten Island Historical Society	P.S. 28	276 Center St	Staten Island	50	13,000	Poor	Unknown	
No	HHC		Sea View Hospital Rehabilitation Center	460 Brielle Ave	Staten Island	50	783,000	Fair	15 to 19 years	
No	DPR		Greenbelt Conservancy Headquarters	200 Nevada Ave	Staten Island	50	15,600	Fair	> 20 years	
No	NYPL		New Dorp Branch Library	309 New Dorp Ln	Staten Island	50	12,000	Poor	Unknown	
No	DSNY		Fresh Kills Landfill - Boro Repair Shop	60 Muldoon Ave	Staten Island	50	73,260	Unknown	Unknown	
No	DSNY		Plant 1: Tractor Shops	1323 Muldoon Ave	Staten Island	50	75,106	Unknown	Unknown	
No	DSNY		SI 3 District Garage; RBS	600 West Service Rd	Staten Island	50	82,366	Poor	Unknown	
Yes	DOE	R046	P.S. 46 - SI	41 Reid Ave	Staten Island	50	25,200	Good	5 to 9 years	
Yes	DOE	R051	I.S. 51 - SI	20 Houston St	Staten Island	50	226,590	Between Good and Fair	5 to 9 years	
Yes	DOE	R054	P.S. 54 - SI	1060 Willowbrook Rd	Staten Island	50	139,500	Good	2 to 4 years	
Yes	DOE	R440	Staten Island Tech H.S. - SI	485 Clawson St	Staten Island	50	159,049	Good	5 to 9 years	
Yes	DOE	R460	Susan E. Wagner - SI (R460)	1200 Manor Rd	Staten Island	50	316,000	Good	< 2 years	
Yes	DPR		Greenbelt Native Plant Center	3808 Victory Blvd	Staten Island	50	15,180	Good	2 to 4 years	Cool roof

ROOF FINDINGS BY DISTRICT

SOLAR-READY STATUS	AGENCY	CAMPUS NAME	SITE	ADDRESS	BOROUGH	CITY COUNCIL DISTRICT	TOTAL BUILDING GROSS SQ. FT.	STRUCTURAL CONDITION	ROOF AGE	COMMENTS
Yes	DPR		Midland Beach Maintenance Facility	950 Father Capodanno Blvd	Staten Island	50	-	Good	5 to 9 years	
No	FDNY		Engine Co. 168	1100 Rossville Ave	Staten Island	51	19,610	Unknown	15 to 19 years	
No	DEP	Oakwood Beach WPCP Campus	BIN 5135536	Mill Rd	Staten Island	51	372,728	Fair	15 to 19 years	
No	DEP	Oakwood Beach WPCP Campus	Treatment Building	Mill Rd	Staten Island	51	182,813	Between Fair and Poor	> 20 years	
No	DEP	Oakwood Beach WPCP Campus	Corridor TB-MB	Mill Rd	Staten Island	51	57,422	Between Fair and Poor	> 20 years	
No	DEP	Oakwood Beach WPCP Campus	Chlorine Contact Tank	Mill Rd	Staten Island	51	45,000	Between Fair and Poor	> 20 years	
No	DEP	Oakwood Beach WPCP Campus	Dewatering Building	Mill Rd	Staten Island	51	29,722	Between Fair and Poor	> 20 years	
No	DEP	Oakwood Beach WPCP Campus	Main Building	Mill Rd	Staten Island	51	10,266	Between Fair and Poor	> 20 years	
No	DOE	R004	P.S. 4 - SI	200 Nedra Lane	Staten Island	51	102,323	Between Fair and Poor	> 20 years	
No	DOE	R005	P.S. 5 - SI	348 Deisius St	Staten Island	51	22,000	Between Fair and Poor	15 to 19 years	
No	DOE	R006	P.S. 6 - SI	555 Page Ave	Staten Island	51	135,000	Good	15 to 19 years	
No	DOE	R008	P.S. 8 - SI	100 Lindenwood Road	Staten Island	51	22,500	Fair	10 to 14 years	
No	DOE	R024	I.S. 24 - SI	225 Cleveland Ave	Staten Island	51	505,000	Between Fair and Poor	> 20 years	
No	DOE	R032	P.S. 32 - SI	32 Elverton Ave	Staten Island	51	125,000	Between Good and Fair	> 20 years	
No	DOE	R034	I.S. 34 - SI (OL Tottenville)	528 Academy Ave	Staten Island	51	135,000	Good	15 to 19 years	
No	DOE	R036	P.S. 36 - SI	255 Ionia Ave	Staten Island	51	60,750	Poor	> 20 years	
No	DOE	R037	P.S. 37 - SI	15 Fairfield St	Staten Island	51	56,100	Poor	15 to 19 years	
No	DOE	R042	P.S. 42 - SI	380 Genesee Ave	Staten Island	51	68,800	Between Good and Fair	10 to 14 years	
No	DOE	R053	P.S. 53 - SI	330 Durant Ave	Staten Island	51	156,000	Between Fair and Poor	15 to 19 years	
No	DOE	R055	P.S. 55 - SI	54 Osborne St	Staten Island	51	56,800	Poor	> 20 years	
No	DOE	R056	P.S. 56 - SI	250 Kramer Ave	Staten Island	51	109,000	Good	15 to 19 years	

ROOF FINDINGS BY DISTRICT

SOLAR-READY STATUS	AGENCY	CAMPUS NAME	SITE	ADDRESS	BOROUGH	CITY COUNCIL DISTRICT	TOTAL BUILDING GROSS SQ. FT.	STRUCTURAL CONDITION	ROOF AGE	COMMENTS
No	DOE	R058	P.S. 58 - SI	77 Marsh Ave	Staten Island	51	126,000	Good	10 to 14 years	
No	NYPL		Richmondtown Branch Library	200 Clarke Ave	Staten Island	51	14,477	Poor	Unknown	
No	DSNY		Bucket Shop/Garage 3/Alamo Building	1323 West Service Rd	Staten Island	51	18,000	Unknown	Unknown	
No	DSNY		Fresh Kills Landfill - MTS	299 West Service Rd	Staten Island	51	182,000	Unknown	Unknown	
No	DSNY		Staten Island 2 District Garage	2500 Richmond Ave	Staten Island	51	74,682	Poor	Unknown	
Yes	DOE	R001	P.S. 1 - SI	58 Summit St	Staten Island	51	34,000	Good	< 2 years	
Yes	DOE	R043	I.S. 43 - SI	100 Essex Dr	Staten Island	51	195,395	Good	5 to 9 years	
Yes	DOE	R072	I.S. 72 - SI	33 Ferndale Ave	Staten Island	51	418,012	Good	2 to 4 years	
Yes	DOE	R848	P.S. 42 - SI	25 Augusta Ave	Staten Island	51	68,800	Good	5 to 9 years	

Cool roof – a roof treated with a white, specialized coating that allows for solar reflection and infrared emissivity. Cool roofs lower cooling costs for buildings, which in turn result in less energy demand and effectively less greenhouse gas emissions. Cool roofs also help reduce the urban heat island effect.

SOLAR-READY SITES BY DISTRICT

AGENCY	CAMPUS NAME	SITE	ADDRESS	BOROUGH	CITY COUNCIL DISTRICT	ESTIMATED CAPACITY	ESTIMATED ANNUAL kWh PRODUCTION	ESTIMATED ANNUAL EMISSIONS REDUCTIONS
CUNY	BMCC	BMCC Auditorium	199 Chambers St	Manhattan	1	51.90 kW	139,301 kWh	43 Mg CO ₂
CUNY	BMCC	Chambers St Bldg (Main Campus)	199 Chambers St	Manhattan	1	106.80 kW	68,197 kWh	21 Mg CO ₂
CUNY	BMCC	Fiterman Hall	245 Greenwich St	Manhattan	1	0.61 kW	716 kWh	0.22 Mg CO ₂
DCAS		Court Square Building	2 Lafayette St	Manhattan	1	14.60 kW	19,499 kWh	6 Mg CO ₂
DHS		Life Family Shelter	78 Catherine St	Manhattan	1	48.80 kW	63,586 kWh	19 Mg CO ₂
DOE	M445	Seward Park - M	350 Grand St	Manhattan	1	168.40 kW	255,256 kWh	78 Mg CO ₂
DOE	M477	Stuyvesant - M	345 Chambers St	Manhattan	1	12.20 kW	16,160 kWh	5 Mg CO ₂
DOE	M520	Murry Bergtraum H.S. - M	411 Pearl St	Manhattan	1	18.90 kW	25,004 kWh	8 Mg CO ₂
NYPD		5th Precinct	19 Elizabeth St	Manhattan	1	3.05 kW	3,992 kWh	1 Mg CO ₂
NYPL		Chatham Square Branch Library	33 East Broadway	Manhattan	1	1.83 kW	2,148 kWh	0.66 Mg CO ₂
DHS		George Daly House Residence	269 East 4th St	Manhattan	2	6.10 kW	8,061 kWh	2 Mg CO ₂
DHS		Kenton Hotel Shelter	333 Bowery	Manhattan	2	18.30 kW	24,127 kWh	7 Mg CO ₂
DHS		Manhattan Bowery Shelter	8 East 3rd St	Manhattan	2	21.40 kW	28,076 kWh	9 Mg CO ₂
DOE	M015	P.S. 15 - M	333 East 4th St	Manhattan	2	43.30 kW	57,394 kWh	18 Mg CO ₂
DOE	M660	Mabel D. Bacon - M	127 East 22nd St	Manhattan	2	0.00 kW	0 kWh	0 Mg CO ₂
DOE	M751	Career Development - M (M751)	113 East 4th St	Manhattan	2	3.05 kW	3,998 kWh	1 Mg CO ₂
NYPD		13th Precinct	230 East 21st St	Manhattan	2	33.60 kW	43,822 kWh	13 Mg CO ₂
DOE	M017	I.S. 17 - M	328 West 48th St	Manhattan	3	24.40 kW	32,043 kWh	10 Mg CO ₂
DOE	M600	H.S. of Fashion Industries - M	225 West 24th St	Manhattan	3	91.50 kW	119,048 kWh	36 Mg CO ₂
DOE	M625	H.S. of Graphic Commun. Art - M	439 West 49th St	Manhattan	3	64.10 kW	84,006 kWh	26 Mg CO ₂
DOE	M641	City as School Alt H.S. - M	16 Clarkson St	Manhattan	3	108.30 kW	145,247 kWh	44 Mg CO ₂
DOE	M933	I.S. 260 - M	425 West 33rd St	Manhattan	3	18.90 kW	24,905 kWh	8 Mg CO ₂
DPR		High Line Maintenance and Operations Building	820 Washington St	Manhattan	3	1.53 kW	1,796 kWh	0.55 Mg CO ₂
DPR		Tony Dapolito Recreation Center	3 Clarkson St	Manhattan	3	11.00 kW	13,149 kWh	4 Mg CO ₂
FIT	Fashion Institute of Technology (SUNY FIT)	Bldg E, Shirley Goodman Resource Center	200 West 27th St	Manhattan	3	0.00 kW	0 kWh	0 Mg CO ₂

SOLAR-READY SITES BY DISTRICT

AGENCY	CAMPUS NAME	SITE	ADDRESS	BOROUGH	CITY COUNCIL DISTRICT	ESTIMATED CAPACITY	ESTIMATED ANNUAL kWh PRODUCTION	ESTIMATED ANNUAL EMISSIONS REDUCTIONS
FIT	Fashion Institute of Technology (SUNY FIT)	Kaufman Hall Dormitory (Fit)	406 West 31st St	Manhattan	3	4.58 kW	6,408 kWh	2 Mg CO ₂
FIT	Fashion Institute of Technology (SUNY FIT)	Bldg A, The David Dubinsky Student Center	340 8th Ave	Manhattan	3	32.00 kW	19,356 kWh	6 Mg CO ₂
NYPL		Muhlenberg Branch Library	209 West 23rd St	Manhattan	3	8.20 kW	5,581 kWh	2 Mg CO ₂
DCLA	Metropolitan Museum of Art	The Met Breuer	945 Madison Ave	Manhattan	4	15.30 kW	14,344 kWh	4 Mg CO ₂
DOE	M006	P.S. 6 - M	45 East 81st St	Manhattan	4	21.40 kW	28,291 kWh	9 Mg CO ₂
DOE	M844	P.S. 138 Annex	400 1st Ave	Manhattan	4	7.30 kW	9,707 kWh	3 Mg CO ₂
DPR		Recreation Center 54	348 East 54th St	Manhattan	4	36.60 kW	42,054 kWh	13 Mg CO ₂
NYPL		96th St Branch Library	112 East 96th St	Manhattan	4	2.44 kW	2,864 kWh	1 Mg CO ₂
NYPL		Central Library - Stephen A. Schwartzman Building	476 5th Ave	Manhattan	4	250.10 kW	308,125 kWh	94 Mg CO ₂
DCLA	Metropolitan Museum of Art	Metropolitan Museum of Art Storage	438-440 East 91st St	Manhattan	5	1.22 kW	1,432 kWh	0.44 Mg CO ₂
DOE	M114	East Side Middle School - M	331 East 91st St	Manhattan	5	24.40 kW	31,882 kWh	10 Mg CO ₂
DOE	M183	P.S. 183 - M	419 East 66th St	Manhattan	5	30.50 kW	40,163 kWh	12 Mg CO ₂
DOE	M190	P.S. 290 - M	311 East 82nd St	Manhattan	5	27.50 kW	35,838 kWh	11 Mg CO ₂
DOE	M271	P.S./I.S. 271 - M	645 Main St	Manhattan	5	58.90 kW	78,032 kWh	24 Mg CO ₂
DOE	M645	Manhattan Voc/Technical H.S. - M	320 East 96th St	Manhattan	5	73.20 kW	95,122 kWh	29 Mg CO ₂
DCLA	Lincoln Center	Samuel B. & David Rose Building	70 Lincoln Center Plz	Manhattan	6	22.00 kW	30,007 kWh	9 Mg CO ₂
DCLA	Lincoln Center	Julliard School/Alice Tully Hall (Leased)	60 Lincoln Center Plz	Manhattan	6	393.10 kW	524,977 kWh	161 Mg CO ₂
DCLA	Lincoln Center	Metropolitan Opera House	Lincoln Center Plz	Manhattan	6	157.40 kW	218,117 kWh	67 Mg CO ₂
DOE	M044	I.S. 44 - M	100 West 77th St	Manhattan	6	134.20 kW	176,181 kWh	54 Mg CO ₂
DOE	M075	P.S. 75 - M	735 West End Ave	Manhattan	6	85.40 kW	111,145 kWh	34 Mg CO ₂
DOE	M118	I.S. 118 - M	154 West 93rd St	Manhattan	6	70.20 kW	92,461 kWh	28 Mg CO ₂
DOE	M166	P.S. 166 - M	132 West 89th St	Manhattan	6	15.60 kW	20,625 kWh	6 Mg CO ₂
DOE	M191	P.S. 191 - M	210 West 61st St	Manhattan	6	51.90 kW	68,562 kWh	21 Mg CO ₂

SOLAR-READY SITES BY DISTRICT

AGENCY	CAMPUS NAME	SITE	ADDRESS	BOROUGH	CITY COUNCIL DISTRICT	ESTIMATED CAPACITY	ESTIMATED ANNUAL kWh PRODUCTION	ESTIMATED ANNUAL EMISSIONS REDUCTIONS
DOE	M199	P.S. 199 - M	270 West 70th St	Manhattan	6	51.90 kW	67,789 kWh	21 Mg CO ₂
NYPD		22nd Precinct	190 86th St Transverse Rd	Manhattan	6	24.40 kW	32,172 kWh	10 Mg CO ₂
DOE	M093	P.S./I.S. 210 - M	501-503 West 152nd St	Manhattan	7	0.00 kW	0 kWh	0 Mg CO ₂
DOE	M145	P.S. 145 - M	150 West 105th St	Manhattan	7	133.60 kW	178,384 kWh	55 Mg CO ₂
HHC		Lower Washington Heights NFCC Clinic	1721 Amsterdam Ave	Manhattan	7	52.80 kW	69,328 kWh	21 Mg CO ₂
NYPD		Shop 9	675 West 158th St	Manhattan	7	0.00 kW	0 kWh	0 Mg CO ₂
DFTA		Leonardo Coverio Senior Center	312 East 109th St	Manhattan	8	21.40 kW	28,609 kWh	9 Mg CO ₂
DHS		Jennie A. Clarke ReSidence	179 East 100th St	Manhattan	8	3.05 kW	3,997 kWh	1 Mg CO ₂
DOE	M099	I.S. 99 - M	410 East 100th St	Manhattan	8	73.20 kW	97,106 kWh	30 Mg CO ₂
DOE	M435	Manhattan Ctr. For Math & Sci -M	280 Pleasant Ave	Manhattan	8	146.40 kW	190,257 kWh	58 Mg CO ₂
DOE	M646	Cooperative Technical H.S. - M	321 East 96th St	Manhattan	8	0.00 kW	0 kWh	0 Mg CO ₂
DOHMH		Animal Shelter - Manhattan	326 East 110th St	Manhattan	8	0.92 kW	1,074 kWh	0.33 Mg CO ₂
DOHMH		East Harlem Health Center	158 East 115th St	Manhattan	8	21.40 kW	18,089 kWh	6 Mg CO ₂
DPR		Thomas Jefferson Recreation Center	2180 1st Ave	Manhattan	8	27.50 kW	35,820 kWh	11 Mg CO ₂
NYPL		125Th St Branch Library	224 East 125th St	Manhattan	8	6.10 kW	7,972 kWh	2 Mg CO ₂
DHS		Emergency Assistance Unit (Eau)	151 East 151st St	Bronx	8	18.30 kW	24,158 kWh	7 Mg CO ₂
DHS		Jackson Family Residence	691 East 138th St	Bronx	8	12.20 kW	15,945 kWh	5 Mg CO ₂
DHS		University Ave Family Residences	1041 University Ave	Bronx	8	42.70 kW	55,474 kWh	17 Mg CO ₂
DOE	X027	P.S. 277 - BX	519 St. Ann's Ave	Bronx	8	24.70 kW	32,201 kWh	10 Mg CO ₂
DOE	X062	P.S. 62 - BX	660 Fox St	Bronx	8	39.00 kW	50,778 kWh	16 Mg CO ₂
DPR		St. Mary's Recreation Center and Indoor Pool	450 St. Ann's Ave	Bronx	8	36.60 kW	47,381 kWh	15 Mg CO ₂
NYPD		40th Precinct	257 Alexander Ave	Bronx	8	4.88 kW	6,500 kWh	2 Mg CO ₂
DHS		East 119th St Veterans Residence	22 East 119th St	Manhattan	9	12.20 kW	16,121 kWh	5 Mg CO ₂
DOE	M079	P.S. 79 - M	55 East 120th St	Manhattan	9	118.60 kW	158,837 kWh	49 Mg CO ₂
DOE	M081	Mid Manht Adult Trng Ctr - M	212 West 120th St	Manhattan	9	41.20 kW	54,227 kWh	17 Mg CO ₂
DOE	M123	P.S. 123 - M	301 West 140th St	Manhattan	9	137.30 kW	177,864 kWh	54 Mg CO ₂

SOLAR-READY SITES BY DISTRICT

AGENCY	CAMPUS NAME	SITE	ADDRESS	BOROUGH	CITY COUNCIL DISTRICT	ESTIMATED CAPACITY	ESTIMATED ANNUAL kWh PRODUCTION	ESTIMATED ANNUAL EMISSIONS REDUCTIONS
DOE	M136	I.S. 136 - M	6 Edgecombe Ave	Manhattan	9	94.60 kW	122,513 kWh	38 Mg CO ₂
DOE	M197	P.S. 197 - M	2230 5th Ave	Manhattan	9	85.40 kW	111,108 kWh	34 Mg CO ₂
DOE	M540	A. Phillip Randolph Campus - M	West 135th St & Convent Ave	Manhattan	9	18.30 kW	24,153 kWh	7 Mg CO ₂
DPR		Marcus Garvey Park Pool	124th St at 5th Ave	Manhattan	9	0.00 kW	0 kWh	0 Mg CO ₂
DPR		Hansborough Pool and Recreation Center	35 West 134th St	Manhattan	9	14.00 kW	19,886 kWh	6 Mg CO ₂
HHC		Henry J. Carter Hospital	1879 Madison Ave	Manhattan	9	25.60 kW	27,850 kWh	9 Mg CO ₂
NYPD		32nd Precinct	250 West 135th St	Manhattan	9	3.05 kW	3,993 kWh	1 Mg CO ₂
NYPL		Schomburg Center/Research in Black Culture (New)	515 Malcolm X Blvd	Manhattan	9	6.10 kW	7,979 kWh	2 Mg CO ₂
NYPL		Schomburg Black History Library (Old Building)	103 West 135th St	Manhattan	9	12.20 kW	15,966 kWh	5 Mg CO ₂
DOE	M005	P.S. 5 - M	3703 10th Ave	Manhattan	10	15.30 kW	20,088 kWh	6 Mg CO ₂
DOE	M115	P.S. 115 - M	586 West 177th St	Manhattan	10	48.20 kW	63,421 kWh	19 Mg CO ₂
DOE	M128	P.S. 128 - M	560 West 169th St	Manhattan	10	92.10 kW	121,690 kWh	37 Mg CO ₂
DOE	M178	P.S. 178 - M	12-18 Ellwood St	Manhattan	10	109.80 kW	143,043 kWh	44 Mg CO ₂
DOE	M263	Washington Heights Academy	202 Sherman Ave	Manhattan	10	3.05 kW	3,970 kWh	1 Mg CO ₂
DOE	M528	P.S. 528 - M	180 Wadsworth Ave	Manhattan	10	0.00 kW	0 kWh	0 Mg CO ₂
DOE	M876	Gregorio Luperon H.S. - M	2120 Amsterdam Ave	Manhattan	10	13.70 kW	15,927 kWh	5 Mg CO ₂
DOT		Harlem River Bridge Shop	301 West 205th St	Manhattan	10	70.20 kW	90,281 kWh	28 Mg CO ₂
DPR		J Hood Wright Park Recreation Center	351 Fort Washington Ave	Manhattan	10	11.60 kW	14,854 kWh	5 Mg CO ₂
DPR		Highbridge Recreation Center	2275 Amsterdam Ave	Manhattan	10	42.70 kW	44,715 kWh	14 Mg CO ₂
DEP		Croton Water Treatment Plant	3701 Jerome Ave	Bronx	11	54.90 kW	72,031 kWh	22 Mg CO ₂
DOE	X007	P.S. 7 - BX	3201 Kingsbridge Ave	Bronx	11	54.90 kW	71,552 kWh	22 Mg CO ₂
DOE	X016	P.S. 16 - BX	4550 Carpenter Ave	Bronx	11	49.40 kW	65,601 kWh	20 Mg CO ₂
DOE	X020	P.S./M.S. 20 - BX	3050 Webster Ave	Bronx	11	112.90 kW	143,322 kWh	44 Mg CO ₂
DOE	X080	J.H.S. 80 - BX	149 East Mosholu Pkwy North	Bronx	11	85.40 kW	111,194 kWh	34 Mg CO ₂
DOE	X094	P.S. 94 - BX	3530 Kings College Place	Bronx	11	61.00 kW	79,827 kWh	24 Mg CO ₂
DOE	X095	P.S. 95 - BX	3961 Hillman Ave	Bronx	11	90.90 kW	121,516 kWh	37 Mg CO ₂

SOLAR-READY SITES BY DISTRICT

AGENCY	CAMPUS NAME	SITE	ADDRESS	BOROUGH	CITY COUNCIL DISTRICT	ESTIMATED CAPACITY	ESTIMATED ANNUAL kWh PRODUCTION	ESTIMATED ANNUAL EMISSIONS REDUCTIONS
NYPD		52nd Precinct	3016 Webster Ave	Bronx	11	12.20 kW	13,747 kWh	4 Mg CO ₂
DOE	X021	P.S. 21 - BX	715 East 225th St	Bronx	12	104.60 kW	140,283 kWh	43 Mg CO ₂
DOE	X076	P.S. 76 - BX	900 Adee Ave	Bronx	12	86.60 kW	114,988 kWh	35 Mg CO ₂
DOE	X087	P.S. 87 - BX	1935 Bussing Ave	Bronx	12	74.10 kW	98,468 kWh	30 Mg CO ₂
DOE	X112	P.S. 112 - BX	1925 Schiefelin Ave	Bronx	12	83.30 kW	110,161 kWh	34 Mg CO ₂
DOE	X113	I.S. 113 - BX	3710 Barnes Ave	Bronx	12	183.00 kW	237,629 kWh	73 Mg CO ₂
DOE	X169	The Willie Ella Paschal Bowman	3500 Edson Ave	Bronx	12	22.00 kW	28,763 kWh	9 Mg CO ₂
DOE	X189	P.S./I.S. 189 - BX	3441 Steenwick Ave	Bronx	12	54.90 kW	71,829 kWh	22 Mg CO ₂
NYPL		Wakefield Branch Library	4100 Lowerre Pl	Bronx	12	12.20 kW	15,999 kWh	5 Mg CO ₂
DOE	X012	P.S. 12 - BX	1450 Overing St	Bronx	13	55.50 kW	73,460 kWh	23 Mg CO ₂
DOE	X014	P.S. 14 - BX	3041 Bruckner Blvd	Bronx	13	51.90 kW	68,924 kWh	21 Mg CO ₂
DOE	X072	P.S. 72 - BX	2951 Dewey Ave	Bronx	13	108.00 kW	144,789 kWh	44 Mg CO ₂
DOE	X089	P.S. 89 - BX	980 Mace Ave	Bronx	13	128.40 kW	172,406 kWh	53 Mg CO ₂
DOE	X097	P.S. 97 - BX	1375 Mace Ave	Bronx	13	57.00 kW	75,549 kWh	23 Mg CO ₂
DOE	X108	P.S. 108 - BX	1166 Neill Ave	Bronx	13	42.70 kW	55,569 kWh	17 Mg CO ₂
DOE	X121	P.S. 121 - BX	2750 Throop Ave	Bronx	13	143.40 kW	192,191 kWh	59 Mg CO ₂
DOE	X498	The Lt. Curtis Meyran &	1640 Bronxdale Ave	Bronx	13	23.20 kW	30,586 kWh	9 Mg CO ₂
DOE	X722	P.S. 721 AX (OTC) - BX	2697 Westchester Ave	Bronx	13	36.60 kW	48,402 kWh	15 Mg CO ₂
DOT		Dot Bronx Borough Commissioners Office	1400 Williamsbridge Rd	Bronx	13	37.20 kW	46,867 kWh	14 Mg CO ₂
CUNY	Bronx Community College	Child Development Center	2010 Sedgwick Ave	Bronx	14	3.05 kW	3,995 kWh	1 Mg CO ₂
CUNY	Bronx Community College	North Hall And Library	200 Hall of Fame Ter	Bronx	14	76.30 kW	94,574 kWh	29 Mg CO ₂
CUNY	Bronx Community College	South Hall	187 W 180th St	Bronx	14	0.00 kW	0 kWh	0 Mg CO ₂
DHS		Mount Eden Ave SRO (Single Room Occupancy) Residence	50 Mt Eden Ave West	Bronx	14	0.00 kW	0 kWh	0 Mg CO ₂
DHS		Nelson Ave Family Residence	1605-1611 Nelson Ave	Bronx	14	39.70 kW	51,793 kWh	16 Mg CO ₂
DOE	X079	P.S. 79 - BX	125 East 181st St	Bronx	14	58.00 kW	75,107 kWh	23 Mg CO ₂

SOLAR-READY SITES BY DISTRICT

AGENCY	CAMPUS NAME	SITE	ADDRESS	BOROUGH	CITY COUNCIL DISTRICT	ESTIMATED CAPACITY	ESTIMATED ANNUAL kWh PRODUCTION	ESTIMATED ANNUAL EMISSIONS REDUCTIONS
DOE	X091	P.S. 91 - BX	2200 Aqueduct Ave	Bronx	14	67.40 kW	89,137 kWh	27 Mg CO ₂
DOE	X109	P.S. 109 - BX	1771 Popham Ave	Bronx	14	82.40 kW	107,225 kWh	33 Mg CO ₂
DOE	X206	I.S. 206B - BX	2280 Aqueduct Ave	Bronx	14	39.70 kW	51,844 kWh	16 Mg CO ₂
DOE	X240	New Settlement Community Campus	1509-1531 Jerome Ave	Bronx	14	52.50 kW	67,930 kWh	21 Mg CO ₂
DOE	X843	P.S. 246 - BX (Poe Center)	2641 Grand Concourse	Bronx	14	3.05 kW	4,006 kWh	1 Mg CO ₂
DPR		St. James Park Recreation Center	West 192nd St at Jerome Ave	Bronx	14	1.22 kW	1,432 kWh	0.44 Mg CO ₂
DPR		Kingsbridge Recreation Center	3101 Kings Bridge Ter	Bronx	14	9.15 kW	12,015 kWh	4 Mg CO ₂
DCLA	NYBG	Garden Cafe & Terrace Room	2700 Dr. Theodore Kazimiroff Blvd	Bronx	15	0.00 kW	0 kWh	0 Mg CO ₂
DCLA	Bronx Zoo	Madagascar (Old Lion House)	2300 Southern Blvd	Bronx	15	0.00 kW	0 kWh	0 Mg CO ₂
DCLA	Bronx Zoo	Reptile House	2300 Southern Blvd	Bronx	15	0.00 kW	0 kWh	0 Mg CO ₂
DCLA	Bronx Zoo	World of Birds	2300 Southern Blvd	Bronx	15	5.50 kW	7,291 kWh	2 Mg CO ₂
DCLA	NYBG	Stone Mill	2650 Dr. Theodore Kazimiroff Blvd	Bronx	15	20.40 kW	23,604 kWh	7 Mg CO ₂
DCLA	Bronx Zoo	Center for Global Conservation	2300 Southern Blvd	Bronx	15	28.10 kW	37,199 kWh	11 Mg CO ₂
DCLA	NYBG	Luesther T. Mertz Library (Museum Building)	2674 Dr. Theodore Kazimiroff Blvd	Bronx	15	148.50 kW	199,346 kWh	61 Mg CO ₂
DOE	X003	P.S./M.S. 3 - BX	2100 Lafontaine Ave	Bronx	15	27.50 kW	35,892 kWh	11 Mg CO ₂
DOE	X004	P.S. 4 - BX	1701 Fulton Ave	Bronx	15	100.70 kW	42,823 kWh	13 Mg CO ₂
DOE	X028	P.S. 28 - BX	1861 Anthony Ave	Bronx	15	60.70 kW	79,324 kWh	24 Mg CO ₂
DOE	X057	P.S. 57 - BX	2111 Crotona Ave	Bronx	15	27.50 kW	35,905 kWh	11 Mg CO ₂
DOE	X058	P.S. 58 - BX	459 East 176th St	Bronx	15	34.20 kW	45,122 kWh	14 Mg CO ₂
DOE	X205	P.S. 205A - BX (ECF)	2475 Southern Blvd	Bronx	15	186.10 kW	242,311 kWh	74 Mg CO ₂
DOE	X236	P.S. 236 - BX	499 East 175th St	Bronx	15	36.60 kW	48,386 kWh	15 Mg CO ₂
DOE	X465	Eagle Academy for Young Men - BX	4143 3rd Ave	Bronx	15	21.40 kW	28,001 kWh	9 Mg CO ₂
DOE	X864	P.S. 205B (ECF)- BX	2375 Southern Blvd	Bronx	15	2.44 kW	3,225 kWh	1 Mg CO ₂
FDNY		Bronx Central Office	1129 East 180th St	Bronx	15	1.83 kW	1,167 kWh	0.36 Mg CO ₂
DOE	X011	P.S. 11 - BX	1257 Ogden Ave	Bronx	16	65.00 kW	85,861 kWh	26 Mg CO ₂
DOE	X055	P.S. 55 - BX	450 Saint Paul's Place	Bronx	16	79.30 kW	102,833 kWh	31 Mg CO ₂

SOLAR-READY SITES BY DISTRICT

AGENCY	CAMPUS NAME	SITE	ADDRESS	BOROUGH	CITY COUNCIL DISTRICT	ESTIMATED CAPACITY	ESTIMATED ANNUAL kWh PRODUCTION	ESTIMATED ANNUAL EMISSIONS REDUCTIONS
DOE	X063	P.S. 63 - BX	1260 Franklin Ave	Bronx	16	38.70 kW	50,982 kWh	16 Mg CO ₂
DOE	X147	I.S. 339 - BX	1600 Webster Ave	Bronx	16	173.20 kW	231,600 kWh	71 Mg CO ₂
DOE	X148	I.S. 219 - BX	3630 Third Ave	Bronx	16	269.90 kW	360,226 kWh	110 Mg CO ₂
DOE	X400	Morris - BX	1110 Boston Rd	Bronx	16	38.10 kW	50,199 kWh	15 Mg CO ₂
DPR		Mullaly Park Rink and Rec Center	East 164th St at Jerome Ave	Bronx	16	3.97 kW	5,074 kWh	2 Mg CO ₂
FDNY		Rescue 3	1655 Washington Ave	Bronx	16	6.10 kW	7,974 kWh	2 Mg CO ₂
NYPL		High Bridge Branch Library	78 West 168th St	Bronx	16	21.40 kW	27,990 kWh	9 Mg CO ₂
CUNY	Hostos Community College	B Building (22001)	500 Grand Concourse	Bronx	17	30.50 kW	40,243 kWh	12 Mg CO ₂
DEP	Hunts Point WPCP	1270 Ryawa Ave	1270 Ryawa Ave	Bronx	17	62.50 kW	82,408 kWh	25 Mg CO ₂
DOE	X006	P.S. 6 - BX	1000 East Tremont Ave	Bronx	17	22.30 kW	29,600 kWh	9 Mg CO ₂
DOE	X039	New School For Arts & Sciences -	965 Longwood Ave	Bronx	17	31.20 kW	39,216 kWh	12 Mg CO ₂
DOE	X044	P.S. 44 - BX	1825 Prospect Ave	Bronx	17	33.60 kW	32,295 kWh	10 Mg CO ₂
DOE	X060	P.S. 60 - BX	888 Reverend James A. Polite Ave	Bronx	17	67.10 kW	86,765 kWh	27 Mg CO ₂
DOE	X075	P.S. 75 - BX	984 Faile St	Bronx	17	42.70 kW	54,943 kWh	17 Mg CO ₂
DOE	X092	P.S. 92 - BX	700 East 179th St	Bronx	17	70.20 kW	91,461 kWh	28 Mg CO ₂
DOE	X098	P.S. 98 - BX	1619 Boston Rd	Bronx	17	87.80 kW	116,833 kWh	36 Mg CO ₂
DOE	X099	Rev. James A. Polite Ave	1180 Reverend James A. Polite Ave	Bronx	17	24.40 kW	33,114 kWh	10 Mg CO ₂
DOE	X392	Bronx Studio School for Writers	928 Simpson St	Bronx	17	6.10 kW	7,897 kWh	2 Mg CO ₂
DOE	X790	Mott Haven Educat. Campus - BX	730 Concourse Village West	Bronx	17	205.60 kW	263,615 kWh	81 Mg CO ₂
DPR		Crotona Park Pool And Bathhouse	East 173rd St at Fulton Ave	Bronx	17	51.90 kW	68,143 kWh	21 Mg CO ₂
DHS		Commonwealth Ave SRO (Single Room Occupancy) Residence	1150 Commonwealth Ave	Bronx	18	1.53 kW	1,796 kWh	0.55 Mg CO ₂
DOE	X047	P.S. 47 - BX	1794 East 172nd St	Bronx	18	57.60 kW	75,613 kWh	23 Mg CO ₂
DOE	X069	P.S. 69 - BX	560 Thieriot Ave	Bronx	18	44.50 kW	59,173 kWh	18 Mg CO ₂
DOE	X100	P.S. 100 - BX	800 Taylor Ave	Bronx	18	127.20 kW	170,636 kWh	52 Mg CO ₂
DOE	X102	P.S. 102 - BX	1827 Archer St	Bronx	18	102.80 kW	137,636 kWh	42 Mg CO ₂
DOE	X126	P.S. 126 - BX	175 West 166th St	Bronx	18	148.50 kW	198,741 kWh	61 Mg CO ₂

SOLAR-READY SITES BY DISTRICT

AGENCY	CAMPUS NAME	SITE	ADDRESS	BOROUGH	CITY COUNCIL DISTRICT	ESTIMATED CAPACITY	ESTIMATED ANNUAL kWh PRODUCTION	ESTIMATED ANNUAL EMISSIONS REDUCTIONS
DOE	X182	P.S. 182 - BX	601 Stickball Blvd	Bronx	18	204.40 kW	265,547 kWh	81 Mg CO ₂
DOE	X423	James Monroe H.S. - BX	1300 Boynton Ave	Bronx	18	158.60 kW	206,352 kWh	63 Mg CO ₂
DOE	X450/451	Adlai E. Stevenson H.S. - BX	1980 Lafayette Ave	Bronx	18	424.00 kW	549,699 kWh	168 Mg CO ₂
FDNY		EMS 3	501 Zerega Ave	Bronx	18	0.00 kW	0 kWh	0 Mg CO ₂
NYPL		Soundview Branch Library	660 Soundview Ave	Bronx	18	21.40 kW	28,041 kWh	9 Mg CO ₂
DOE	Q094	P.S. 94 - Q	41-77 Little Neck Pkwy	Queens	19	44.20 kW	58,693 kWh	18 Mg CO ₂
DOE	Q107	P.S. 107 - Q	167-02 45 Ave	Queens	19	53.70 kW	70,533 kWh	22 Mg CO ₂
DOE	Q184	P.S. 184 - Q	163-15 21 Rd	Queens	19	103.70 kW	134,216 kWh	41 Mg CO ₂
DOE	Q185	J.H.S. 185 - Q	147-26 25 Dr	Queens	19	201.30 kW	266,098 kWh	82 Mg CO ₂
NYPD		111th Precinct	42-06 215th St	Queens	19	21.40 kW	28,086 kWh	9 Mg CO ₂
NYPD		620 Circle Drive	620 Circle Dr	Queens	19	3.05 kW	3,737 kWh	1 Mg CO ₂
NYPD		Police Academy	130-30 28th Ave	Queens	19	393.60 kW	462,023 kWh	142 Mg CO ₂
QPL		Bayside Community Library	214-20 Northern Blvd	Queens	19	46.10 kW	60,505 kWh	19 Mg CO ₂
DPR		AI Oerter Recreation Center	131-40 Fowler Ave	Queens	20	119.00 kW	61,007 kWh	19 Mg CO ₂
DPR		FMCP Aquatic Center	131-00 Avery Ave	Queens	20	339.80 kW	441,903 kWh	135 Mg CO ₂
DOE	Q019	P.S. 19 - Q	98-02 Roosevelt Ave	Queens	21	127.80 kW	169,253 kWh	52 Mg CO ₂
DOE	Q227	I.S. 227 - Q	32-02 Junction Blvd	Queens	21	143.40 kW	184,184 kWh	56 Mg CO ₂
DPR		Olmsted Center	Flushing Meadows-Corona Park	Queens	21	260.80 kW	346,455 kWh	106 Mg CO ₂
QPL		Langston Hughes Community Library	100-01 Northern Blvd	Queens	21	21.40 kW	27,629 kWh	8 Mg CO ₂
DOC	Rikers Island RMSC Campus	Rikers Island New Central Warehouse Division I	15-15 Hazen St	Queens	22	88.50 kW	113,579 kWh	35 Mg CO ₂
DOC	Rikers Island RMSC Campus	800 Bed Addition	16-16 Hazen St	Queens	22	97.00 kW	124,578 kWh	38 Mg CO ₂
DOE	Q126	I.S. 126 - Q	31-51 21st St	Queens	22	148.20 kW	198,259 kWh	61 Mg CO ₂
DOE	Q141	J.H.S. 141 - Q	37-11 21st Ave	Queens	22	91.50 kW	117,855 kWh	36 Mg CO ₂
DOE	Q171	P.S. 171 - Q	14-14 29th Ave	Queens	22	122.00 kW	158,458 kWh	49 Mg CO ₂
QPL		Steinway (ALC) Community Library	21-45 31st St	Queens	22	23.80 kW	30,919 kWh	9 Mg CO ₂
DOE	Q046	P.S. 46 - Q	64-45 218th St	Queens	23	79.30 kW	102,916 kWh	32 Mg CO ₂

SOLAR-READY SITES BY DISTRICT

AGENCY	CAMPUS NAME	SITE	ADDRESS	BOROUGH	CITY COUNCIL DISTRICT	ESTIMATED CAPACITY	ESTIMATED ANNUAL kWh PRODUCTION	ESTIMATED ANNUAL EMISSIONS REDUCTIONS
DOE	Q109	I.S. 109 - Q	213-10 92nd Ave	Queens	23	136.90 kW	182,856 kWh	56 Mg CO ₂
DOE	Q115	P.S. 115 - Q	80-51 261st St	Queens	23	133.90 kW	178,863 kWh	55 Mg CO ₂
DOE	Q178	P.S. 178 - Q	189-10 Radnor Rd	Queens	23	157.40 kW	208,657 kWh	64 Mg CO ₂
DOE	Q213	P.S. 213 - Q	231-02 67th Ave	Queens	23	184.80 kW	247,316 kWh	76 Mg CO ₂
DOE	Q263	P.S./I.S. 295 - Q	222-14 Jamaica Ave	Queens	23	141.80 kW	189,227 kWh	58 Mg CO ₂
NYPD		105th Precinct	92-08 222nd St	Queens	23	27.50 kW	35,779 kWh	11 Mg CO ₂
NYPD		186-01 73rd Ave (Old 107Th Precinct)	186-01 73rd Ave	Queens	23	164.70 kW	213,719 kWh	65 Mg CO ₂
QPL		Glen Oaks Community Library	256-04 Union Tpke	Queens	23	106.80 kW	140,551 kWh	43 Mg CO ₂
DHS		Briarwood Residence	80-20 134th St	Queens	24	6.10 kW	7,902 kWh	2 Mg CO ₂
DOE	Q165	P.S. 165 - Q	70-35 150th St	Queens	24	127.20 kW	168,279 kWh	52 Mg CO ₂
DOE	Q168	J.H.S. 168 - Q	158-40 76th Rd	Queens	24	126.30 kW	169,144 kWh	52 Mg CO ₂
DOE	Q470	Jamaica - Q	167-01 Gothic Dr	Queens	24	85.40 kW	105,254 kWh	32 Mg CO ₂
DOE	Q620	Thomas A. Edison - Q	165-65 84th Ave	Queens	24	280.60 kW	362,997 kWh	111 Mg CO ₂
DOE	Q680	Young Womens Leadership School - Q	150-91 87th Rd	Queens	24	334.00 kW	435,981 kWh	134 Mg CO ₂
NYPD		107th Precinct	71-01 Parsons Blvd	Queens	24	9.15 kW	11,879 kWh	4 Mg CO ₂
DOE	Q322	P.S. 14 - Q	89-11 43rd Ave	Queens	25	64.10 kW	83,049 kWh	25 Mg CO ₂
DOE	Q457	Newtown - Q	48-01 90th St	Queens	25	73.20 kW	93,923 kWh	29 Mg CO ₂
HHC	Elmhurst Hospital Center Campus	Hope Pavilion	77-04 41st Ave	Queens	25	42.70 kW	55,780 kWh	17 Mg CO ₂
HHC	Elmhurst Hospital Center Campus	Women's Health Pavilion	78-20 41st Ave	Queens	25	0.00 kW	0 kWh	0 Mg CO ₂
QPL		Elmhurst (ALC) Community Library	85-08 51st Ave	Queens	25	9.15 kW	11,799 kWh	4 Mg CO ₂
CUNY	LaGuardia Community College	C - Center 3 Building	29-10 Thomson Ave	Queens	26	143.40 kW	186,149 kWh	57 Mg CO ₂
DCLA		Museum of The Moving Image	36-01 35th Ave	Queens	26	30.50 kW	40,398 kWh	12 Mg CO ₂
DHS		Borden Ave Shelter	21-10 Borden Ave	Queens	26	298.90 kW	387,458 kWh	119 Mg CO ₂
DOE	Q010	J.H.S. 10 - Q	45-11 31st Ave	Queens	26	83.90 kW	110,607 kWh	34 Mg CO ₂
DOE	Q012	P.S. 12 - Q	42-00 72nd St	Queens	26	36.90 kW	46,426 kWh	14 Mg CO ₂

SOLAR-READY SITES BY DISTRICT

AGENCY	CAMPUS NAME	SITE	ADDRESS	BOROUGH	CITY COUNCIL DISTRICT	ESTIMATED CAPACITY	ESTIMATED ANNUAL kWh PRODUCTION	ESTIMATED ANNUAL EMISSIONS REDUCTIONS
DOE	Q199	P.S. 199 - Q	39-20 48th Ave	Queens	26	109.80 kW	146,860 kWh	45 Mg CO ₂
DOE	Q570	Frank Sinatra H.S. - Q	35-12 35th Ave	Queens	26	0.00 kW	0 kWh	0 Mg CO ₂
DOE	Q801	Bureau Of Supplies	44-36 Vernon Blvd	Queens	26	460.60 kW	579,149 kWh	177 Mg CO ₂
DOE	Q825	I.S. 125 - Q	46-02 47th Ave	Queens	26	122.00 kW	158,488 kWh	49 Mg CO ₂
FDNY		Engine Co. 259 and Ladder Co. 128, Batt. 45	33-51 Greenpoint Ave	Queens	26	131.20 kW	170,139 kWh	52 Mg CO ₂
NYPD		108th Precinct	5-47 50th Ave	Queens	26	6.10 kW	7,991 kWh	2 Mg CO ₂
QPL		Broadway Community Library	40-20 Broadway	Queens	26	3.05 kW	3,994 kWh	1 Mg CO ₂
DOE	Q015	P.S. 15 - Q	121-15 Lucas St	Queens	27	58.00 kW	76,828 kWh	24 Mg CO ₂
DOE	Q116	P.S. 116 - Q	107-25 Wren Place	Queens	27	54.90 kW	70,258 kWh	22 Mg CO ₂
DOE	Q268	P.S. 268 - Q	92-07 175th St	Queens	27	2.75 kW	3,616 kWh	1 Mg CO ₂
NYPD		103rd Precinct	168-02 91st Ave	Queens	27	51.90 kW	67,103 kWh	21 Mg CO ₂
QPL		South Jamaica Community Library	108-41 Guy R. Brewer Blvd	Queens	27	0.00 kW	0 kWh	0 Mg CO ₂
DEP	Jamaica WPCP Campus	150-20 Rear 134th St	150-20 134th St	Queens	28	39.70 kW	50,943 kWh	16 Mg CO ₂
DEP	Jamaica WPCP Campus	New Administration Bldg	150-20 134th St	Queens	28	79.30 kW	101,019 kWh	31 Mg CO ₂
DOE	Q030	P.S. 30 - Q	126-10 Bedell St	Queens	28	85.40 kW	112,149 kWh	34 Mg CO ₂
DOE	Q050	P.S. 50 - Q	143-26 101st Ave	Queens	28	39.00 kW	50,439 kWh	15 Mg CO ₂
DOE	Q124	P.S. 124 - Q	129-15 150th Ave	Queens	28	33.60 kW	43,054 kWh	13 Mg CO ₂
DOE	Q400	August Martin - Q	156-10 Baisley Blvd	Queens	28	230.90 kW	303,663 kWh	93 Mg CO ₂
DOE	Q099	P.S. 99 - Q	82-37 Kew Gardens Rd	Queens	29	90.90 kW	118,627 kWh	36 Mg CO ₂
DOE	Q175	P.S. 175 - Q	64-35 102nd St	Queens	29	106.80 kW	137,146 kWh	42 Mg CO ₂
DOE	Q220	P.S. 220 - Q	62-10 108th St	Queens	29	106.80 kW	137,162 kWh	42 Mg CO ₂
DOE	Q686	Metropolitan Ave Campus - Q	91-30 Metropolitan Ave	Queens	29	76.30 kW	98,266 kWh	30 Mg CO ₂
DPR		Lost Battalion Hall Recreation Center	93-29 Queens Blvd	Queens	29	30.50 kW	39,703 kWh	12 Mg CO ₂
NYPD		102nd Precinct	87-30 118th St	Queens	29	1.53 kW	1,796 kWh	0.55 Mg CO ₂
QPL		Richmond Hill Community Library	118-14 Hillside Ave	Queens	29	6.10 kW	7,884 kWh	2 Mg CO ₂
QPL		Forest Hills Community Library	108-19 71st Ave	Queens	29	12.20 kW	15,760 kWh	5 Mg CO ₂

SOLAR-READY SITES BY DISTRICT

AGENCY	CAMPUS NAME	SITE	ADDRESS	BOROUGH	CITY COUNCIL DISTRICT	ESTIMATED CAPACITY	ESTIMATED ANNUAL kWh PRODUCTION	ESTIMATED ANNUAL EMISSIONS REDUCTIONS
DOE	Q023	Queens Academy H.S. - Q	68-28 Central Ave	Queens	30	33.60 kW	43,331 kWh	13 Mg CO ₂
DOE	Q049	P.S. 49 - Q	79-15 Penelope Ave	Queens	30	58.00 kW	74,443 kWh	23 Mg CO ₂
DOE	Q087	P.S. 87 - Q	67-54 80th St	Queens	30	6.10 kW	7,900 kWh	2 Mg CO ₂
DOE	Q485	Grover Cleveland - Q	21-27 Himrod St	Queens	30	271.50 kW	351,846 kWh	108 Mg CO ₂
DPR		Forest Park Dpr Shops	82-99 88th Pl	Queens	30	0.00 kW	0 kWh	0 Mg CO ₂
FDNY		Queens Central Office	83-24 Woodhaven Blvd	Queens	30	0.00 kW	0 kWh	0 Mg CO ₂
NYPD		Central Motor Repair Shop	53-15 58th St	Queens	30	106.80 kW	131,600 kWh	40 Mg CO ₂
QPL		Ridgewood Community Library	20-12 Madison St	Queens	30	14.90 kW	19,452 kWh	6 Mg CO ₂
DOE	Q042	P.S. 42 - Q	488 Beach 66th St	Queens	31	79.40 kW	103,487 kWh	32 Mg CO ₂
DOE	Q215	P.S. 215 - Q	535 Briar Place	Queens	31	159.50 kW	217,103 kWh	66 Mg CO ₂
DOE	Q231	J.H.S. 231 - Q (Tandem Q251-29)	145-00 Springfield Blvd	Queens	31	256.20 kW	335,642 kWh	103 Mg CO ₂
DOE	Q270	P.S./I.S. 270 - Q	233-15 Merrick Blvd	Queens	31	3.05 kW	4,039 kWh	1 Mg CO ₂
DSNY		Queens District 14 Garage	51-10 Alemda Ave	Queens	31	158.60 kW	202,121 kWh	62 Mg CO ₂
NYPD		101st Precinct	16-12 Mott Ave	Queens	31	21.40 kW	28,042 kWh	9 Mg CO ₂
DOE	Q056	P.S. 56 - Q (OI R Hill AX)	86-10 114th St	Queens	32	21.40 kW	27,850 kWh	9 Mg CO ₂
DOE	Q254	P.S. 254 - Q	84-40 101st St	Queens	32	24.40 kW	32,295 kWh	10 Mg CO ₂
DOE	Q262	P.S. 306 - Q	95-16 89th Ave	Queens	32	11.90 kW	15,689 kWh	5 Mg CO ₂
DOE	Q273	P.S. 273 - Q	88-07 102nd St	Queens	32	9.15 kW	12,074 kWh	4 Mg CO ₂
QPL		Peninsula (ALC) Community Library	92-25 Rockaway Beach Blvd	Queens	32	54.90 kW	73,250 kWh	22 Mg CO ₂
DEP	Newtown Creek WPCP Campus	S Control Bg	327 Greenpoint Ave	Brooklyn	33	70.20 kW	91,200 kWh	28 Mg CO ₂
DEP	Newtown Creek WPCP Campus	Cntr Residuals Bg	327 Greenpoint Ave	Brooklyn	33	97.60 kW	127,082 kWh	39 Mg CO ₂
DOE	K008	P.S. 8 - BK	37 Hicks St	Brooklyn	33	18.30 kW	23,920 kWh	7 Mg CO ₂
DOE	K034	P.S. 34 - BK	131 Norman Ave	Brooklyn	33	12.20 kW	15,119 kWh	5 Mg CO ₂
DOE	K054	P.S. 54 - BK	195 Sanford St	Brooklyn	33	1.83 kW	1,172 kWh	0.36 Mg CO ₂
DOE	K110	P.S. 110 - BK	124 Monitor St	Brooklyn	33	12.20 kW	16,107 kWh	5 Mg CO ₂
DOE	K126	J.H.S. 126 - BK	424 Leonard St	Brooklyn	33	294.60 kW	394,334 kWh	121 Mg CO ₂

SOLAR-READY SITES BY DISTRICT

AGENCY	CAMPUS NAME	SITE	ADDRESS	BOROUGH	CITY COUNCIL DISTRICT	ESTIMATED CAPACITY	ESTIMATED ANNUAL kWh PRODUCTION	ESTIMATED ANNUAL EMISSIONS REDUCTIONS
DOE	K307	P.S. 307 - BK	209 York St	Brooklyn	33	137.30 kW	178,067 kWh	55 Mg CO ₂
DOE	K313	Urban Assembly School - BK	283 Adams St	Brooklyn	33	0.00 kW	0 kWh	0 Mg CO ₂
DOE	K778	El Puente H.S. - BK	250 Hooper St	Brooklyn	33	15.30 kW	20,058 kWh	6 Mg CO ₂
DOE	K805	Science Skills Center H.S.	49 Flatbush Ave Ext	Brooklyn	33	5.67 kW	7,330 kWh	2 Mg CO ₂
NYPD		94th Precinct	100 Meserole Ave	Brooklyn	33	1.53 kW	1,796 kWh	0.55 Mg CO ₂
NYPD		Service Shop #1	11 Front St	Brooklyn	33	24.11 kW	28,301 kWh	9 Mg CO ₂
BPL		Dekalb Branch Library	790 Bushwick Ave	Brooklyn	34	6.10 kW	7,635 kWh	2 Mg CO ₂
BPL		Leonard Branch Library	82 Devoe St	Brooklyn	34	15.30 kW	20,051 kWh	6 Mg CO ₂
DOE	K017	P.S. 17 - BK	208 North 5th St	Brooklyn	34	27.50 kW	35,799 kWh	11 Mg CO ₂
DOE	K049	I.S. 49 - BK	223 Graham Ave	Brooklyn	34	193.70 kW	259,014 kWh	79 Mg CO ₂
DOE	K084	P.S. 84 - BK	250 Berry St	Brooklyn	34	82.40 kW	107,356 kWh	33 Mg CO ₂
DOE	K132	P.S. 132 - BK	320 Manhattan Ave	Brooklyn	34	15.30 kW	20,080 kWh	6 Mg CO ₂
FDNY		Greenpoint EMT Station	332 Metropolitan Ave	Brooklyn	34	3.05 kW	3,992 kWh	1 Mg CO ₂
DOE	Q245	P.S. 305 - Q	378 Seneca Ave	Queens	34	6.10 kW	8,007 kWh	2 Mg CO ₂
DOE	Q848	P.S. 81 - Q (Q848)	511 Seneca Ave	Queens	34	45.80 kW	59,915 kWh	18 Mg CO ₂
DOE	Q849	I.S. 77 - Q (With I.S. 93 -Q)	976 Seneca Ave	Queens	34	97.30 kW	128,095 kWh	39 Mg CO ₂
BPL		Eastern Parkway Branch Library and Learning Center	1044 Eastern Pkwy	Brooklyn	35	15.30 kW	20,293 kWh	6 Mg CO ₂
BPL		Central Library And Learning Center	10 Grand Army Plz	Brooklyn	35	170.80 kW	223,542 kWh	68 Mg CO ₂
DCLA	BAM	Brooklyn Academy Of Music (BAM Richard B. Fisher Building)	321 Ashland Place	Brooklyn	35	0.00 kW	0 kWh	0 Mg CO ₂
DHS		Atlantic Ave Men's Shelter (Armory)	1322 Bedford Ave	Brooklyn	35	378.20 kW	471,843 kWh	145 Mg CO ₂
DHS		Auburn Family Residence	39 Auburn Place	Brooklyn	35	36.60 kW	48,550 kWh	15 Mg CO ₂
DOE	K020	P.S. 20 - BK	225 Adelphi St	Brooklyn	35	54.90 kW	72,365 kWh	22 Mg CO ₂
DOE	K221	P.S. 221 - BK	791 Empire Blvd	Brooklyn	35	67.10 kW	88,600 kWh	27 Mg CO ₂
DOE	K287	P.S. 287 - BK	50 Navy St	Brooklyn	35	136.60 kW	184,708 kWh	57 Mg CO ₂
DOE	K430	Brooklyn Technical H.S. - BK	29 Fort Greene Pl.	Brooklyn	35	62.20 kW	81,838 kWh	25 Mg CO ₂
DOE	K813	District Office #13 - BK	355 Park Place	Brooklyn	35	1.22 kW	1,432 kWh	0.44 Mg CO ₂

SOLAR-READY SITES BY DISTRICT

AGENCY	CAMPUS NAME	SITE	ADDRESS	BOROUGH	CITY COUNCIL DISTRICT	ESTIMATED CAPACITY	ESTIMATED ANNUAL kWh PRODUCTION	ESTIMATED ANNUAL EMISSIONS REDUCTIONS
DOHMH		Fort Greene Health Center	295 Flatbush Ave Ext	Brooklyn	35	2.14 kW	2,825 kWh	1 Mg CO ₂
FDNY		Brooklyn Central Office	35 Empire Blvd	Brooklyn	35	6.10 kW	7,629 kWh	2 Mg CO ₂
DOE	K003	P.S. 3 - BK	50 Jefferson Ave	Brooklyn	36	111.60 kW	151,205 kWh	46 Mg CO ₂
DOE	K025	P.S. 25 - BK	787 Lafayette Ave	Brooklyn	36	103.70 kW	135,603 kWh	42 Mg CO ₂
DOE	K029	P.S. 29 - BK	425 Henry St	Brooklyn	36	41.50 kW	55,096 kWh	17 Mg CO ₂
DOE	K210	I.S. 394/210 - BK	188 Rochester Ave	Brooklyn	36	103.70 kW	135,665 kWh	42 Mg CO ₂
DOE	K304	P.S. 304 - BK	280 Hart St	Brooklyn	36	115.90 kW	151,912 kWh	47 Mg CO ₂
DOE	K853	P.S. 93 - BK	234 Herkimer St	Brooklyn	36	81.40 kW	109,193 kWh	33 Mg CO ₂
DPR		Prospect Park Maintenance Facility	Prospect Park West at 7th St	Brooklyn	36	3.97 kW	5,144 kWh	2 Mg CO ₂
DPR		St. Johns Recreation Center	1251 Prospect Place	Brooklyn	36	28.40 kW	41,446 kWh	13 Mg CO ₂
BPL		Arlington Branch Library	203 Arlington Ave	Brooklyn	37	1.22 kW	1,432 kWh	0.44 Mg CO ₂
DOE	K086	P.S. 86 - BK	220 Irving Ave	Brooklyn	37	2.84 kW	3,356 kWh	1 Mg CO ₂
DOE	K151	P.S. 151 - BK	763 Knickerbocker Ave	Brooklyn	37	53.10 kW	70,640 kWh	22 Mg CO ₂
DOE	K155	P.S. 155 - BK	1355 Herkimer St	Brooklyn	37	43.90 kW	58,107 kWh	18 Mg CO ₂
DOE	K345	P.S. 345 - BK	111 Berriman St	Brooklyn	37	131.20 kW	156,782 kWh	48 Mg CO ₂
DOE	K798	Cesiah Toro Mullane School - BK	696 Jamaica Ave	Brooklyn	37	42.40 kW	51,362 kWh	16 Mg CO ₂
DOE	K814	P.S. 89 - BK	265 Warwick St	Brooklyn	37	6.10 kW	8,018 kWh	2 Mg CO ₂
DOE	K094	P.S. 94 - BK	5010 6th Ave	Brooklyn	38	64.10 kW	83,789 kWh	26 Mg CO ₂
DOE	K105	P.S. 105 - BK	1031 59th St	Brooklyn	38	82.40 kW	107,302 kWh	33 Mg CO ₂
DOE	K231	P.S. 231 - BK	360 36th St	Brooklyn	38	54.90 kW	72,077 kWh	22 Mg CO ₂
DOE	K314	P.S. 314 - BK	330 59th St	Brooklyn	38	79.30 kW	103,642 kWh	32 Mg CO ₂
DOE	K371	P.S. 371 - BK	355 37th St	Brooklyn	38	70.80 kW	94,151 kWh	29 Mg CO ₂
DOE	K564	Sunset Park H.S. - BK	153 35th St	Brooklyn	38	56.70 kW	74,524 kWh	23 Mg CO ₂
DOE	K845	P.S. 295/M.S. 443 - BK	330 18th St	Brooklyn	38	207.40 kW	271,334 kWh	83 Mg CO ₂
DOE	K971	P.S. 971 - BK	6218 4th Ave	Brooklyn	38	3.05 kW	4,018 kWh	1 Mg CO ₂
DPR		Red Hook Recreation Center	155 Bay St	Brooklyn	38	36.60 kW	33,170 kWh	10 Mg CO ₂

SOLAR-READY SITES BY DISTRICT

AGENCY	CAMPUS NAME	SITE	ADDRESS	BOROUGH	CITY COUNCIL DISTRICT	ESTIMATED CAPACITY	ESTIMATED ANNUAL kWh PRODUCTION	ESTIMATED ANNUAL EMISSIONS REDUCTIONS
NYPD		68th Precinct	333 65th St	Brooklyn	38	27.50 kW	36,034 kWh	11 Mg CO ₂
BPL		Park Slope Branch Library	431 6th Ave	Brooklyn	39	0.92 kW	1,074 kWh	0.33 Mg CO ₂
DOE	K039	P.S. 39 - BK	417 6th Ave	Brooklyn	39	24.40 kW	27,504 kWh	8 Mg CO ₂
DOE	K142	J.H.S. 142 - BK	610 Henry St	Brooklyn	39	131.20 kW	92,464 kWh	28 Mg CO ₂
DOE	K321	P.S. 321 - BK	180 7th Ave	Brooklyn	39	94.60 kW	123,950 kWh	38 Mg CO ₂
DOE	K781	West Brooklyn Community H.S. - BK	1053 41st St	Brooklyn	39	28.20 kW	36,806 kWh	11 Mg CO ₂
DSNY		Brooklyn South 6 Garage	127 2nd Ave	Brooklyn	39	103.70 kW	135,648 kWh	42 Mg CO ₂
BPL		Flatbush Branch Library and Learning Center	22 Linden Blvd	Brooklyn	40	12.20 kW	16,286 kWh	5 Mg CO ₂
DOE	K217	P.S. 217 - BK	1100 Newkirk Ave	Brooklyn	40	75.00 kW	99,940 kWh	31 Mg CO ₂
DOE	K249	P.S. 249 - BK	18 Marlborough Rd	Brooklyn	40	88.50 kW	115,898 kWh	35 Mg CO ₂
DOE	K470	George W. Wingate - BK	600 Kingston Ave	Brooklyn	40	298.90 kW	391,523 kWh	120 Mg CO ₂
HHC	Kings County Hospital Campus	Buildings A, B, C	451 Clarkson Ave	Brooklyn	40	121.10 kW	163,621 kWh	50 Mg CO ₂
DHS		Dean St Family Residence	2155 Dean St	Brooklyn	41	2.14 kW	2,824 kWh	1 Mg CO ₂
DHS		East New York Ave SRO (Single Room Occupancy) Residence	1385 East New York Ave	Brooklyn	41	61.00 kW	80,363 kWh	25 Mg CO ₂
DOE	K005	P.S. 5 - BK	820 Hancock St	Brooklyn	41	45.80 kW	60,605 kWh	19 Mg CO ₂
DOE	K091	P.S. 91 - BK	532 Albany Ave	Brooklyn	41	56.40 kW	74,865 kWh	23 Mg CO ₂
DOE	K135	P.S. 135 - BK	684 Linden Blvd	Brooklyn	41	54.90 kW	72,945 kWh	22 Mg CO ₂
DOE	K191	P.S. 191 - BK	1600 Park Place	Brooklyn	41	79.90 kW	107,132 kWh	33 Mg CO ₂
DOE	K232	I.S. 232 - BK	905 Winthrop St	Brooklyn	41	112.90 kW	148,312 kWh	45 Mg CO ₂
DOE	K284	P.S. 284 - BK	213 Osborn St	Brooklyn	41	65.60 kW	87,895 kWh	27 Mg CO ₂
DOE	K309	P.S. 309 - BK	794 Monroe St	Brooklyn	41	219.90 kW	297,630 kWh	91 Mg CO ₂
DOE	K391	I.S. 391 - BK	790 East New York Ave	Brooklyn	41	290.10 kW	392,596 kWh	120 Mg CO ₂
HRA		Brownsville Multi Service Center	444 Thomas Boyland St	Brooklyn	41	18.30 kW	24,461 kWh	7 Mg CO ₂
NYPD		73rd Precinct	1470 East New York Ave	Brooklyn	41	27.50 kW	36,177 kWh	11 Mg CO ₂
DHS		FMD Warehouse	101-07 Farragut Rd	Brooklyn	42	64.10 kW	84,229 kWh	26 Mg CO ₂
DOE	K149	P.S. 149 - BK	700 Sutter Ave	Brooklyn	42	42.70 kW	55,705 kWh	17 Mg CO ₂

SOLAR-READY SITES BY DISTRICT

AGENCY	CAMPUS NAME	SITE	ADDRESS	BOROUGH	CITY COUNCIL DISTRICT	ESTIMATED CAPACITY	ESTIMATED ANNUAL kWh PRODUCTION	ESTIMATED ANNUAL EMISSIONS REDUCTIONS
DOE	K159	P.S. 159 - BK	2781 Pitkin Ave	Brooklyn	42	30.50 kW	40,316 kWh	12 Mg CO ₂
DOE	K165	P.S. 165 - BK	76 Lott Ave	Brooklyn	42	36.60 kW	48,815 kWh	15 Mg CO ₂
DOE	K174	P.S. 174 - BK	574 Dumont Av	Brooklyn	42	64.10 kW	83,512 kWh	26 Mg CO ₂
DOE	K190	P.S. 190 - BK	590 Sheffield Ave	Brooklyn	42	24.40 kW	32,299 kWh	10 Mg CO ₂
DOE	K213	P.S. 213 - BK	580 Hegeman Ave	Brooklyn	42	173.90 kW	224,093 kWh	69 Mg CO ₂
DOE	K275	I.S. 275 - BK	985 Rockaway Ave	Brooklyn	42	271.50 kW	353,246 kWh	108 Mg CO ₂
DOE	K292	I.S. 292 - BK	300 Wyona St	Brooklyn	42	170.80 kW	221,956 kWh	68 Mg CO ₂
DOE	K422	Spring Creek Educational Campus	1065 Elton St	Brooklyn	42	149.50 kW	194,983 kWh	60 Mg CO ₂
DPR		Brownsville Recreation Center	1555 Linden Blvd	Brooklyn	42	21.40 kW	28,414 kWh	9 Mg CO ₂
DOE	K163	P.S. 748 - BK	1664 Benson Ave	Brooklyn	43	27.50 kW	36,024 kWh	11 Mg CO ₂
DOE	K201	P.S. 201 - BK	8010 12th Ave	Brooklyn	43	97.90 kW	130,061 kWh	40 Mg CO ₂
DOE	K485	Telecommun. Arts & Tech H.S. - BK	350 67th St	Brooklyn	43	30.50 kW	40,139 kWh	12 Mg CO ₂
BPL		Kensington Branch Library	4207 18th Ave	Brooklyn	44	3.05 kW	4,043 kWh	1 Mg CO ₂
DOE	K048	P.S. 48 - BK	6015 18th Ave	Brooklyn	44	36.60 kW	48,823 kWh	15 Mg CO ₂
DOE	K177	P.S. 177 - BK	346 Ave P	Brooklyn	44	89.70 kW	120,086 kWh	37 Mg CO ₂
DOE	K192	P.S. 192 - BK	4715 18th Ave	Brooklyn	44	29.60 kW	39,651 kWh	12 Mg CO ₂
DOE	K244	P.S. 244 - BK	5404 Tilden Ave	Brooklyn	45	79.30 kW	104,043 kWh	32 Mg CO ₂
DOE	K395	P.S. 109 - BK	1001 East 45th St	Brooklyn	45	115.90 kW	152,076 kWh	47 Mg CO ₂
DOE	K415	Samuel J. Tilden - BK	5800 Tilden Ave	Brooklyn	45	289.90 kW	378,721 kWh	116 Mg CO ₂
DOE	K729	P.S. 207 Annex - BK	3920 Flatlands Ave	Brooklyn	45	27.10 kW	35,688 kWh	11 Mg CO ₂
DOE	K114	P.S. 114 - BK	1077 Remsen Ave	Brooklyn	46	64.40 kW	85,306 kWh	26 Mg CO ₂
DOE	K203	P.S. 203 - BK	5101 Ave M	Brooklyn	46	93.90 kW	125,884 kWh	39 Mg CO ₂
DOE	K207	P.S. 207 - BK	4011 Fillmore Ave	Brooklyn	46	75.60 kW	100,860 kWh	31 Mg CO ₂
DOE	K211	I.S. 211 - BK	1001 East 100th St	Brooklyn	46	186.10 kW	142,632 kWh	44 Mg CO ₂
DOE	K222	P.S. 222 - BK	3301 Quentin Rd	Brooklyn	46	85.40 kW	112,170 kWh	34 Mg CO ₂
DOE	K236	P.S. 236 - BK	6302 Ave U	Brooklyn	46	105.20 kW	142,225 kWh	44 Mg CO ₂

SOLAR-READY SITES BY DISTRICT

AGENCY	CAMPUS NAME	SITE	ADDRESS	BOROUGH	CITY COUNCIL DISTRICT	ESTIMATED CAPACITY	ESTIMATED ANNUAL kWh PRODUCTION	ESTIMATED ANNUAL EMISSIONS REDUCTIONS
DOE	K272	P.S. 272 - BK	101-24 Seaview Ave	Brooklyn	46	180.00 kW	235,207 kWh	72 Mg CO ₂
DOE	K366	Shirley Chisholm Campus - BK	965 East 107th St	Brooklyn	46	8.54 kW	11,279 kWh	3 Mg CO ₂
DPR		Marine Park Golf Clubhouse	2880 Flatbush Ave	Brooklyn	46	30.80 kW	38,489 kWh	12 Mg CO ₂
DCLA	New York Aquarium	Aquatic Animal Health Center (AAHC)	600 Surf Ave	Brooklyn	47	0.00 kW	0 kWh	0 Mg CO ₂
DOE	K095	P.S. 95 - BK	345 Van Sicklen St	Brooklyn	47	30.50 kW	40,606 kWh	12 Mg CO ₂
DOE	K097	P.S. 97 - BK	1855 Stillwell Ave	Brooklyn	47	89.70 kW	118,188 kWh	36 Mg CO ₂
DOE	K128	P.S. 128/721 - BK	2075 84th St	Brooklyn	47	96.10 kW	126,902 kWh	39 Mg CO ₂
DOE	K186	P.S. 186 - BK	7601 19th Ave	Brooklyn	47	42.70 kW	55,210 kWh	17 Mg CO ₂
DOE	K216	P.S. 216 - BK	350 Ave X	Brooklyn	47	62.50 kW	83,210 kWh	25 Mg CO ₂
DOE	K400	Lafayette - BK	2630 Benson Ave	Brooklyn	47	148.80 kW	201,153 kWh	62 Mg CO ₂
DOE	K410	Abraham Lincoln - BK	2800 Ocean Pkwy	Brooklyn	47	359.90 kW	470,444 kWh	144 Mg CO ₂
DOE	K728	H.S. for Sports Management - BK	2865 West 19th St	Brooklyn	47	8.80 kW	11,070 kWh	3 Mg CO ₂
HHC		New Ida G. Israel Community Health Center	2925 West 19th St	Brooklyn	47	6.10 kW	7,981 kWh	2 Mg CO ₂
BPL		Kings Highway Branch Library	2115 Ocean Ave	Brooklyn	48	4.05 kW	3,134 kWh	1 Mg CO ₂
BPL		Brighton Beach Branch Library	16 Brighton 1st Rd	Brooklyn	48	79.30 kW	86,646 kWh	27 Mg CO ₂
CUNY	Kingsborough Community College	Leon M. Goldstein Perf. Arts Ctr	2001 Oriental Blvd	Brooklyn	48	100.70 kW	131,838 kWh	40 Mg CO ₂
CUNY	Kingsborough Community College	Robert J. Kibee Lib & Media Ctr	2000 Oriental Blvd	Brooklyn	48	76.30 kW	100,246 kWh	31 Mg CO ₂
CUNY	Kingsborough Community College	Temporary Building T8	2101 Oriental Blvd	Brooklyn	48	195.20 kW	248,170 kWh	76 Mg CO ₂
DOE	K052	P.S. 52 - BK	2675 East 29th St	Brooklyn	48	140.30 kW	183,373 kWh	56 Mg CO ₂
DOE	K197	P.S. 197 - BK	1599 East 22nd St	Brooklyn	48	103.10 kW	139,710 kWh	43 Mg CO ₂
DOE	K206	P.S. 206 - BK	2200 Gravesend Neck Rd	Brooklyn	48	100.70 kW	136,053 kWh	42 Mg CO ₂
DOE	K254	P.S. 254 - BK	1801 Ave Y	Brooklyn	48	42.70 kW	55,943 kWh	17 Mg CO ₂
DOE	R020	P.S. 20 - SI	161 Park Ave	Staten Island	49	33.90 kW	43,974 kWh	13 Mg CO ₂
DOE	R040	P.S. 737 - SI	91 Henderson Ave	Staten Island	49	70.20 kW	91,945 kWh	28 Mg CO ₂
DOE	R045	P.S. 45 - SI	58 Lawrence Ave	Staten Island	49	79.30 kW	102,740 kWh	31 Mg CO ₂

SOLAR-READY SITES BY DISTRICT

AGENCY	CAMPUS NAME	SITE	ADDRESS	BOROUGH	CITY COUNCIL DISTRICT	ESTIMATED CAPACITY	ESTIMATED ANNUAL kWh PRODUCTION	ESTIMATED ANNUAL EMISSIONS REDUCTIONS
DOE	R065	P.S. 65 - SI	98 Grant St	Staten Island	49	0.00 kW	0 kWh	0 Mg CO ₂
DOE	R450	Curtis - SI	105 Haimilton Ave	Staten Island	49	85.40 kW	113,735 kWh	35 Mg CO ₂
DOE	R831	P.S. 74 - SI	211 Daniel Low Ter	Staten Island	49	14.20 kW	18,167 kWh	6 Mg CO ₂
DOE	R861	Elizabeth A. Connelly Campus - SI	280 Regis Drive	Staten Island	49	91.50 kW	119,922 kWh	37 Mg CO ₂
DPR		Clove Lake Garage and Shops	21 Slosson Ave	Staten Island	49	3.05 kW	3,981 kWh	1 Mg CO ₂
DPR		Lyons Pool And Recreation Center	317 Bay St	Staten Island	49	88.50 kW	118,784 kWh	36 Mg CO ₂
DSNY		Staten Island Lot Cleaning	66 Swan St	Staten Island	49	23.80 kW	27,328 kWh	8 Mg CO ₂
NYPD		121st Precinct	970 Richmond Ave	Staten Island	49	6.10 kW	8,046 kWh	2 Mg CO ₂
NYPL		Mariner's Harbor Library	206 South Ave	Staten Island	49	21.40 kW	27,937 kWh	9 Mg CO ₂
DOE	R046	P.S. 46 - SI	41 Reid Ave	Staten Island	50	48.80 kW	64,607 kWh	20 Mg CO ₂
DOE	R051	I.S. 51 - SI	20 Houston St	Staten Island	50	107.70 kW	105,949 kWh	32 Mg CO ₂
DOE	R054	P.S. 54 - SI	1060 Willowbrook Rd	Staten Island	50	103.70 kW	134,840 kWh	41 Mg CO ₂
DOE	R440	Staten Island Tech H.S. - SI	485 Clawson St	Staten Island	50	76.50 kW	98,603 kWh	30 Mg CO ₂
DOE	R460	Susan E. Wagner - SI	1200 Manor Rd	Staten Island	50	592.00 kW	778,336 kWh	238 Mg CO ₂
DPR		Greenbelt Native Plant Center	3808 Victory Blvd	Staten Island	50	8.24 kW	11,081 kWh	3 Mg CO ₂
DPR		Midland Beach Maintenance Facility	950 Father Capodanno Blvd	Staten Island	50	9.15 kW	11,851 kWh	4 Mg CO ₂
DOE	R001	P.S. 1 - SI	58 Summit St	Staten Island	51	27.50 kW	35,888 kWh	11 Mg CO ₂
DOE	R043	I.S. 43 - SI	100 Essex Drive	Staten Island	51	205.90 kW	275,935 kWh	85 Mg CO ₂
DOE	R072	I.S. 72 - SI	33 Ferndale Ave	Staten Island	51	347.70 kW	457,351 kWh	140 Mg CO ₂
DOE	R848	P.S. 42 - SI	25 Augusta Ave	Staten Island	51	97.60 kW	129,088 kWh	40 Mg CO ₂

429
TOTAL
SITES

30,576.94
kW
ESTIMATED
CAPACITY

39,530,721
kWh
ESTIMATED
ANNUAL KWH
PRODUCTION

12,107
Mg CO₂
ESTIMATED
ANNUAL EMISSIONS
REDUCTIONS

ENDNOTES

1.

City of New York (2014).
One City: Built to Last
(Transforming New York City's
Buildings for a Low-Carbon
Future), p. 34.
Retrieved from:
[http://www.nyc.gov/html/
builttolast/assets/downloads/
pdf/OneCity.pdf](http://www.nyc.gov/html/builttolast/assets/downloads/pdf/OneCity.pdf)

2.

**New York City Mayor's Office
of Sustainability (2016).**
New York City's Roadmap to
80 x 50, p. 17.
Retrieved from:
[http://www1.nyc.gov/site/
sustainability/index.page](http://www1.nyc.gov/site/sustainability/index.page)

3.

**Norman, Kim, Frontier
Group. Rob Sargent and
Bret Fanshaw, Environment
America Research and
Policy Center (2016).**
Shining Cities 2016: How Smart
Local Policies Are Expanding
Solar Power in America.
Retrieved from:
[http://www.environmentamerica.
org/sites/environment/files/
reports/EA_shiningcities2016_
scrn.pdf](http://www.environmentamerica.org/sites/environment/files/reports/EA_shiningcities2016_scrn.pdf)

4.

**Private solar market
research obtained from
Sustainable CUNY.**

5.

**The City's solar portfolio
to date, as of December
2016.**

6.

EPA (2016).
The Social Cost of Carbon.
Retrieved from:
[https://www.epa.gov/climate
change/social-cost-carbon](https://www.epa.gov/climate-change/social-cost-carbon)

7.

**Established in Local
Law 6 of 2016, the
social cost of carbon
is \$128 per metric ton
of CO₂e for 2017.**

8.

**NYC Office of Management
and Budget (OMB) assess-
ment of City assets with
a replacement cost of \$10
million or greater and a useful
life in excess of ten years.**

9.

**Buildings over 10,000 sq. ft.
without solar PV previously
installed.**

10.

**An off-taker is a purchaser
of the electricity produced
by a solar PV system, which
may be located either onsite
or offsite the purchaser's
property.**

GLOSSARY

ENTITIES

CUNY	City University of New York
DCAS	Department of Citywide Administrative Services
DDC	Department of Design and Construction
DEM	Division of Energy Management
DEP	Department of Environmental Protection
DHS	Department of Homeless Services
DOE	Department of Education
DPR	Department of Parks and Recreation
DSF	Division of School Facilities
FDNY	Fire Department of the City of New York
MOS	Mayor's Office of Sustainability
NYPD	New York City Police Department
The City	The City of New York, municipal government

ACRONYMS

CO ₂ e	carbon dioxide equivalent
GHG	greenhouse gas
kW	kilowatt
kWh	kilowatt-hour
LL24	Local Law 24 of 2016
LL84	Local Law 84 of 2009
Mg CO ₂	megagram (1 metric ton) of carbon dioxide
MW	megawatt
MWh	megawatt-hour
PM2.5	particulate matter 2.5
PPA	power purchase agreement
PV	photovoltaic
sq. ft.	square feet
WWTP	wastewater treatment plant

DEFINITIONS

80 x 50
the goal established in 2014 to reduce New York City’s greenhouse gas emissions 80% below 2005 levels by 2050.

Carbon dioxide equivalent (CO₂e)
the measurement of greenhouse gases’ global warming potential.

Particulate matter 2.5 (PM2.5)
particulate matter with a diameter of less than 2.5 micrometers, commonly pollutants which can be attributed to respiratory conditions such as asthma.

Solar Power Purchase Agreement (PPA)
a contract in which a developer finances, installs, owns and operates a solar PV system on a host customer’s property, selling the electricity generated to the host customer.

Social cost of carbon
a dollar value per metric ton of carbon dioxide equivalent that represents avoided economic impacts from reducing greenhouse gas emissions. A social cost of carbon for New York City was established in Local Law 6 of 2016. The value for 2017 was used in the analysis for this report. The social cost of carbon values through 2021 are as follows:

YEAR	DOLLAR VALUE per metric ton of carbon dioxide equivalent
2017	128
2018	132
2019	136
2020	140
2021	142

Solar-ready
as defined by LL24, a building that is 10,000 gross sq. ft. or more, has a roof that is 10 years old or newer, and is in good structural condition.

REPORTS REFERENCED

PlaNYC
PlaNYC: A Greener, Greater New York was released in 2007 as a strategy to address New York City’s long-term sustainability and resiliency challenges surrounding population growth, aging infrastructure, the city’s economy, and climate change.

One City
One City: Built to Last was released in September 2014 as the City’s plan to reduce private-building greenhouse gas emissions 30%, and public-building greenhouse gas emissions 35%, below 2005 levels by 2025, through building retrofits and investments in renewable energy, and put the City on the trajectory to achieve 80 x 50. Within this plan, the City set the goal to install 100 MW of solar on City-owned buildings by 2025.

80 x 50
New York City’s Roadmap to 80 x 50 was released in September of 2016 as a comprehensive strategy to reduce city-wide greenhouse gas emissions by 80% of 2005 levels by 2050.

ACKNOWLEDGEMENTS

Solar100 shares the City's strategy to ensure solar energy grows and thrives in New York City, in the support of our collective sustainability vision. This report is the product of the dedication and contributions of the following individuals:

**New York City Department of
Citywide Administrative Services**
Lisette Camilo, Commissioner

Division of Energy Management

Anthony J. Fiore
Deputy Commissioner
Chief Energy Management Officer

Ellen Zielinski
*Director of Clean Energy &
Innovative Technologies*

Luke Clause
Clean Energy Resources
Program Manager

Caitlin White
Clean Energy Analyst

Kelsey Prieur
Clean Energy Intern

Gabriel Schloss
Clean Energy Project Engineer

Hamid Lekic
Clean Energy Project Engineer

Steven Lochner
IDEA Program Manager

Val Slobodyan
*Director of Performance
Tracking & Analytics*

Michael Roos
Building Performance Analyst

Karla Cordero
Chief of Staff

Rebecca Isacowitz
Client Agency Engagement
Program Manager

Report design by
Onethread, Design Inc.

ACKNOWLEDGEMENTS

We would especially like to thank the Energy Managers and partners across City agencies, for their contributions and support of this study, the DEM Clean Energy Program, and each of DEM's initiatives:

Administration for Children's Services, Brooklyn Public Library, City University of New York, Department for the Aging, Department of Citywide Administrative Services, Department of Corrections, Department of Cultural Affairs, Department of Design and Construction, Department of Education, Department of Environmental Protection, Department of Health and Mental Hygiene, Department of Homeless Services, Department of Parks and Recreation, Department of Sanitation, Department of Transportation, Fashion Institute of Technology, Fire Department of New York, Human Resources Administration, Mayor's Office of Sustainability, New York City Police Department, New York Public Library, NYC Health + Hospitals, Office of Management and Budget, School Construction Authority, Queens Public Library

Albert Palmaccio, Ana Colares, Andrea Metz, Annette Ben-Habib, Anisur Rahman, Anthony Andreano, Artie Rollins, Ben Mandel, Blake Boyer, Brenda Burbach, Brian Russell, Caitlin Churchill, Cyril Toussaint, Dan Zarrilli, Daniel Donovan, Dennis Stanford, Donna Brathwaite, Eric Pyzowski, Erika Jozwiak, Eugene Kurek, Filippo Toscano, Frank Uvino, George Jefremow, Georgiana Rios, Gurpreet Singh Hans, Hardee Saini, Hassan Kholdi, Helen Bennett, Hyeji Kim, James Lawler, Jeffrey Irvine, Jessica Wurwarg, Jill Woller, Joe Chavez, Jose Adames, Joseph Notaro, Joseph Santino, Karoline Mariorano, Ken Mahadeo, Keshwar Kemraj, Laura Iannaccone, Lay Cheng Lee, Lee Boyes, Louise Woehrle, Marcus Lewis, Mark Cupkovic, Meredith Mcdermott, Mikael Amar, Omer Cabuk, Peter Sansone, Qihua Cho Lu, Rafael Sarmiento, Rebecca Massey, Richard Milano, Robert Gavlik, Ron Spalter, Ruby Cruz, Rudy Rudloff, Simon Kong, Susan DesRoches, Susan Yang, Tameka Pierre-Louis, Terry Michaud, Thomas Wasiak, Timothy Ellis, Tria Case

Cover photo: NYC Lab School for Collaborative Studies in Manhattan.

Back cover photo: Hillcrest High School in Queens.



Website

nyc.gov/html/dem/html/Programs_and_Projects/renewable.shtml



facebook.com/EnergyNYC



twitter.com/energy_NYC

Testimony of Anne Bove'- NYC Council Oversight Hearing on Public Solar – Jan. 23, 2017

I am Anne Bove' and I am a registered nurse at Bellevue Hospital Center and Secretary, Board of Directors of the New York State Nurses Association, the largest union and association of registered nurses in New York. I am also president of NYSNA's Health and Hospitals/Mayorals Executive Council.

No one at Bellevue will ever forget October 31, 2012, two days after Super Storm Sandy struck the city. With back-up generators down, we did what had never been done in the entire history of Bellevue, an institution founded in 1736, the oldest public hospital in the United States.

We shut it down.

That meant evacuating more than 250 patients, including critically ill infants. It was harrowing. But, miraculously, no one died. Still, it is nothing any of us would ever want to repeat.

Extreme Weather Events, like Sandy, are linked directly to carbon emissions. These super storms are becoming more and more common, with threats, like Sandy, very real and dangerous.

Awareness *is* growing.

Climate Works for All is a coalition of New Yorkers drawn from labor, community, faith and environmental justice groups. We are a manifestation of the growing awareness and an expression of the necessity to work together to provide solutions to carbon emissions and their effects on human health.

There is more to our concern than the threat Extreme Weather Events. Carbon emissions are the source of air pollution, counted by the World Health Organization as the killer of more than 50,000 Americans a year. New York City is hardly immune.

Nurses in the public hospitals see adults *and children* with serious asthma and lung ailments resulting from air pollution, as residential neighborhoods sit atop major highways and alongside depots of buses and trucks.

If we can lessen the carbon load, we can turn back the tide of sickness and disease, and lessen the death toll.

The Health and Hospitals of NYC are truly the backbone of care for the city: one in five New York residents received treatment at the public hospitals last year. No one is denied care in our public system, no matter their economic or immigration status or whether they are covered by insurance. Our service is greatest for the city's low-income population and in communities of color.

Nurses are all about solutions: meeting problems head on: making assessments and carrying out treatments. We are, by the terms of our licensure, patient advocates.

Public solar touches many bases.

First and foremost: it lessens the carbon footprint and that protects our patients.

It also translates into savings on energy costs inside the many facilities in operation in the NYC H+H system. These are sizable dollar amounts, as city energy costs are substantial. Every dollar saved on energy means a continuation of the high level of care provided patients throughout our public system.

Nurses also believe that good jobs at good wages are absolutely integral to achieving and sustaining a healthy life.

The city's public solar program could and should be the source of good, union jobs. This is the route to opportunity for low income New Yorkers seeking a good living and assuring a healthier life.

This is a win-win for the city, for the public hospitals and for the communities we serve.

Public solar underscores the commitment of our public hospital system to the many diverse communities we serve.

Good jobs. Good health. A clean environment. A public system leading by example.

Thank you.

January 23, 2017

NYC Council Oversight Hearing
DCAS Solar Power Purchase Agreement

Testimony of Lee Smith, American Solar Partners

Chairperson Rosenthal, Chairperson Kallos, members of the Committees, thank you for the opportunity to testify at your oversight hearing on the DCAS solar on schools program.

My name is Lee Smith. I run a solar power company called American Solar Partners. We design, supply, and install solar power systems for commercial and residential customers in New York City and New York State, as well as other states. I have been in the solar power business for 15 years. I am also a principal in an investment company, Charlestown Capital, a boutique merchant bank that invests in special situations and early stage companies.

My solar company has installed solar power systems on public schools, including Brandeis High School in NYC. We have practical experience with contracting agencies and the solar installation process in NYC. Plus, we undertook a study for the United Federation of Teachers on the potential savings available by installing solar power on NYC schools and outlined a plan to design and finance a large scale deployment of solar power on school buildings.

Lastly, I have experience in the rules the govern public sector contracting from my service as the general counsel of the State Labor Department under Governor Mario M. Cuomo. The State Labor Department is responsible for the enforcement of the state prevailing wage. As the agency's chief legal officer I made numerous findings of what constitutes public work and brought enforcement actions against contractors who failed to pay the prevailing wage.

From my various experiences, I believe I have gained a good understanding of the economic and legal aspects of the process of putting solar power systems on public schools.

Today, I want to make two points: First, having a private solar company install and own solar power systems on school buildings and then sell the output to the City

under a power purchase agreement or lease will most likely result in significantly less savings for the City than if they owned the systems. Second, long term permanent capital improvements to public buildings, such as solar power systems, are public works and covered by the State prevailing wage law.

Let me return to the first point. Once New York City decided that it wanted to power its school buildings with solar power, it was faced with the question of whether to lease or own the solar power equipment. The own or lease question is not unique to solar power; all types of equipment can be leased or owned.

If you own the equipment you have to maintain it, either with your own employees or through a maintenance contract. Solar leasing companies cite their willingness to maintain the system as a selling point. However, the 25 year equipment warranties and simplicity of solar technology make this benefit largely illusory. Solar power systems are very reliable and require very little maintenance. The City can maintain the system through a low cost maintenance contract with an electrical contractor or use electricians on the city payroll.

The more important question is the economic one: which approach – own or lease – will produce the most savings for the City.

The owner of a solar power system enjoys 100% of the utility cost savings produced by the system whereas a lease or ppa usually provides a 10% to 20% savings on normal utility costs. So that is not a close call. That is why in the residential market, independent experts, such as Consumer Reports, advise homeowners to own their system rather than lease.⁽¹⁾

For public agencies wishing to install large systems, it is the challenge of meeting the upfront cost that entices them to consider a lease. They want to avoid making the capital investment and probably the internal process of competing with other agencies for a share of the City's capital budget. Indeed, one of the main selling points of solar leasing companies is that they incur the capital cost of the system, not the public agency. Further, because the solar power system will be owned by a private company, either a corporate investor such as a bank, or the leasing company, it is eligible for significant federal tax incentives.

Several years ago we analyzed the question of leasing or owning solar power systems on NYC schools in connection with a study we prepared for the United Federation of Teachers and a proposal we made to the investment staff of the NYC Comptroller's Office. We estimated the savings over 30 years that would be produced by installing 150 MW of solar power systems on City school buildings. We included in our calculations the capital costs, the incentives, the financing costs, and the long term value of the power produced. We also described how to use an innovative financial structure pioneered by the Southern California Public Power Authority to bring public and private capital to the projects. (2)

What we found was that if the systems are financed and owned by the City, the net savings in electricity costs would be approximately \$705 m. The savings from leasing, assuming a 20% discount, would be approximately \$232 m. That means the City would save \$400 m more if they owned the systems rather than leasing them. While this analysis is several years old, the basic costs and benefits have not changed dramatically. A current analysis would likely reach similar conclusions.

It is undeniable that entering into a power purchase agreement or lease is simpler than financing the projects through a bond financing and outside investors. However, what is expedient and convenient for the agency may not be the best solution for taxpayers.

The second question I want to address is whether the installation of a solar power system that is owned by a third party with the output sold to the agency through a power purchase agreement or lease is to be considered public work and thus covered by the State's prevailing wage law. As you may know, the State Department of Labor has ruled that solar projects using power purchase agreements are public work. That means the workers installing the systems should be paid the prevailing wage. While the State's view is certainly influential, it is not controlling for New York City projects because the enforcement of the prevailing wage law in NYC is the responsibility of the NYC Comptroller. If the NYC Comptroller were to issue a ruling similar to the one issued by the State Labor Department, then solar projects on schools, whether owned by the city or a third party, would be deemed public work, subject to the prevailing wage law, and I believe, subject to the City's project labor agreement.

In closing, thank you again for this opportunity to share my thoughts on the best way to purchase solar power for the NYC Schools. As I am sure you know, 2016 was the warmest year on record, as were the two prior years. As the temperature rises, so will the sea level and the threat to NYC. So it is imperative to seize every opportunity to reduce the emission of greenhouse gases by increasing the use of renewable energy. And, I firmly believe that if the City takes the time and makes the effort do it the right way, the City, the taxpayers, and workers will all benefit as the City acts to meet the challenge of climate change.

Thank you.

Notes

1. Consumer Reports. "Shedding Light on Solar Power" August 2016, p. 10
2. See the offering statement: Southern California Public Power Authority. Windy Point/Windy Flats Project, Revenue Bonds, 2010-11
3. See: <https://labor.ny.gov/workerprotection/publicwork/PWContents.shtml>

CONTACT INFORMATION

Lee Smith
lee@americansolarpartners.com
212-581-4030
<http://www.americansolarpartners.com>





**Statement of Samantha Wilt
Energy Policy Analyst, Natural Resources Defense Council**

Before the New York City Council

January 23, 2017

Good afternoon Committee Chairs Rosenthal and Reynoso and members of the Committees on Contracts and Governmental Operations. My name is Samantha Wilt and I am an Energy Policy Analyst at the Natural Resources Defense Council. Thank you for the opportunity to testify at this hearing regarding DCAS' solar Power Purchase Agreement (PPA).

As OneNYC highlights, clean distributed generation, such as solar PV, is essential for meeting the nine million metric ton reduction in CO₂ necessary to reach our 80 x '50 greenhouse gas reduction target. The increased deployment of this renewable resource also creates good local jobs, provides enhanced grid reliability, and can bring significant public health benefits when displacing dirty, old and inefficient fossil fuel-powered energy generation. The City has already done a great deal to facilitate increased deployment of solar PV, including efforts to streamline governmental processes, providing assistance to ensure that the benefits of solar energy are available to all New Yorkers, and scaling up solar on its own buildings. New York's citywide solar goal of 1,000 MW of solar by 2030, in conjunction with its goal of 100 MW on City-owned buildings by 2025, are critical pieces of achieving the 80 x '50 target and demonstrate the important role the City plays in also "leading by example".

Indeed, the City has made significant strides, both in scaling up solar on private buildings and on its own facilities. The amount of solar installed citywide has nearly quadrupled over the last few years, and the City has already installed nearly 9 MW of solar on its own facilities. So, though tremendous progress has been made, much more remains to be done over the next eight years to achieve the 100 MW target.

The City has multiple tools in its arsenal to achieve this goal, including the installation of solar PV using its own capital expenditures and direct ownership of the systems, as well as through the use of third-party financing models, such as PPAs. PPAs have been utilized by a multitude of municipalities and other entities across the state and country to install solar. Under a PPA, the system host pays the solar developer a set price for the electricity the system produces over a certain time period (usually 15 – 20 years) and is able to leverage federal tax credits (including the 30% Solar Investment Tax Credit (ITC)) that, for a government entity, would otherwise not be available through direct ownership of solar. The ITC, which has been instrumental in solar PV's enormous growth over the last 11 years, will soon be ratcheted down to 26% in 2020, and then to 10% for commercial properties in 2024. Therefore, time is of the essence to utilize mechanisms that access this crucial incentive.

Other key benefits of PPAs, beyond often favorable financial terms as compared to self-ownership, include reduced operational risk, avoided operations and maintenance responsibilities and costs, and guaranteed electricity rates over a certain period. It is thus not surprising that PPAs have become one of the most popular avenues for entities to access the benefits of solar energy.

In addition to its significant carbon-reduction and local air quality benefits, solar is a tremendous job creator; there are over 200,000 people employed in the solar industry nationwide. Thus there is great potential to create good, quality jobs that cannot be outsourced and to tie the increased deployment of this renewable resource in New York City to workforce development and other programs, particularly in low-income and disadvantaged communities. We encourage the City to continue to look for opportunities to advance economic development and improved quality-of-life through its solar PV and other efforts to address climate change.

New York City's solar PV strategies, including those related to installing solar on its own buildings, have played a critical role in the significant increase of this important renewable resource over the last several years. We commend the City and Council's leadership on this topic and look forward to continuing to work with you to achieve the City's solar and climate goals.

Thank you.



City Council Oversight Hearing on DCAS' Solar Power Purchase Agreements
Committees on Contracts and Governmental Operations
January 23, 2017

Thank you for the opportunity to testify. My name is Josh Kellermann, and I'm a Senior Researcher and Policy Analyst at ALIGN: The Alliance for a Greater New York. ALIGN is a community-labor coalition dedicated to creating good jobs, vibrant communities, and an accountable democracy for all New Yorkers.

ALIGN coordinates, along with the NYC Environmental Justice Alliance and the NYC Central Labor Council, the Climate Works for All coalition. We have been advocating for several years now for a robust public solar program in NYC that places equity at its center. Accordingly, we were thrilled with Mayor de Blasio's OneNYC plan in 2015, which stated: "We have made equity an explicit guiding principle—a lens through which we view all of our planning, policymaking, and governing. Equity means we ensure that every New Yorker has equal access to opportunities to reach his or her full potential and to succeed."

However, we have been much less thrilled with the implementation of these equity principles in the City's public solar program, and this is what I would like to address today. Let me be clear: we fully support the rapid deployment of renewable energy in NYC to combat the climate crisis. However, NYC cannot ignore another crisis that communities face day in and day out, and that is the deep crisis of inequality. The policy decisions and investments that we choose to make to address emissions must be connected with opportunities to invest in people. If NYC is truly committed to being a global leader on addressing climate change, then it must put into deep and intentional practice the principle of equity.

There is no way around the fact that our problems are interconnected, as Hurricane Sandy, the People's Climate March, and even this weekend's historic Women's March, has shown us. If we continue to act small and in siloes, our solutions will never achieve the vision we have for a just and sustainable world.

Now, of course, is the moment to think big. Accordingly, we demand the following:

1. A Project Labor Agreement incorporated into any future renewable energy contracting, regardless of the financing mechanism.
2. A comprehensive workforce development program that recruits, trains, supports and refers workers from disadvantaged backgrounds into new jobs in clean energy. HireNYC is an important step, but only one part of a comprehensive workforce development program.
3. Utilize and train public sector workers to oversee, operate and maintain renewable energy systems, regardless of the financing mechanism.
4. Creating a set of criteria alongside roof size, roof age, and solar access to select future solar installations that prioritizes community and environmental justice concerns. Such criteria must

be developed through an inclusive and participatory process with impacted communities, and criteria are likely to include income levels, energy burden, asthma rates, and more.

5. A study of whether roof age of public buildings correlates to race and income in NYC. If it does, a commitment to address this inequity to ensure these communities aren't left out of renewable energy opportunities due to historical disinvestments in their local infrastructure.
6. A commitment to maximize savings from renewable energy installations and to work with local communities and/or impacted institutions to share these savings.
7. Conduct a true cost-benefit analysis of Power Purchase Agreements versus Capital funding that uses criteria that reflect the City's commitment to equity, including social benefits such as job quality, training and career-track job opportunities, access to benefits, and local hiring programs, as well as the use of a 30 year time frame, which is the useful life of solar panels.
8. Keep public solar public; avoid giving the most lucrative solar contracts to private solar developers while leaving the smallest and least lucrative projects to the public sector to finance.

Our coalition has focused its energies advocating for improvements to the public solar program because there is more at stake than the implementation of the City's 100MW goal. We believe that a public solar program that responds to the needs of working people and low-income communities can set the precedent and foundation for how we massively expand renewable energy and energy efficiency in NYC in the years to come. If we can't get a public solar program right, it's hard to see how more complex renewable and energy efficiency programs will succeed for both planet and people. This is also a critical arena for the city to set the tone for the private sector. When we get this program on the right track--and I hope this is soon while we are still in the early stages of implementation--we can replicate this program as a model for our City's transition to a low-carbon economy and reach a scale that significantly moves the dial on equity and climate protection.

Now is the time for bolder action by implementing a vision of climate justice with solutions that address the dual crises of climate change and inequality. We look forward to collaborating with the City, DCAS, and the Council on this important issue.

Thank you.

ALIGN: The Alliance for a Greater New York
50 Broadway, 29th FL
New York, NY 10004
T: 212-631-0886
F: 888-370-3085
www.ALIGNny.org
ALIGN is a local affiliate of Jobs with Justice and the Partnership for Working Families



166A 22nd Street
Brooklyn, NY 11232 | NYC-EJA.org

On the ground — and at the table.

New York City Environmental Justice Alliance testimony to the New York City Council Committee on Contracts and Committee on Government Operations regarding the implementation of public solar on city-owned property in relation to reducing greenhouse gas that disproportionately affect environmental justice communities.

January 23, 2017

Good afternoon Chairperson Rosenthal and Members of the City Council. My name is Annel Hernandez and I am here to testify in support of improving the City's public solar strategy on behalf of the New York City Environmental Justice Alliance (NYC-EJA). Founded in 1991, NYC-EJA is a non-profit citywide membership network linking grassroots organizations from low-income neighborhoods and communities of color in their struggle for environmental justice. NYC-EJA empowers its member organizations to advocate for improved environmental conditions and against inequitable environmental burdens. Through our efforts, member organizations coalesce around specific common issues that threaten the ability of low-income and communities of color to thrive, and coordinate campaigns designed to affect City and State policies – including energy policies that directly affect these communities.

Our organization is a key advocate for the City's 80x50 emission reduction goals, because NYC-EJA's member organizations come from communities overburdened by greenhouse gas emissions and co-pollutants from power plants clustered in their neighborhoods. NYC-EJA also co-coordinates the Climate Works for All coalition with ALIGN and the NYC Central Labor Council with the goal of reducing emissions and creating good jobs – with equity as a central focus. NYC-EJA commends the New York City Council Committee on Contracts for having this hearing to hold the City accountable as they work toward the goal of installing 100MW of solar power on public buildings by 2025.

We need to prioritize solar power in environmental justice communities. Large-scale rooftop solar on public buildings is an opportunity to address the inequitable burdens facing environmental justice communities. Low-income neighborhoods and communities of color in New York City deal with the siting and clustering of polluting fossil fuel-based energy infrastructure that emit high levels of greenhouse gases and co-pollutants that cause many public health issues. Environmental justice communities are also the most vulnerable to climate change impacts – including extreme heat, flooding, and storm surge. Our recent report, the NYC Climate Justice Agenda, highlights that heat-related deaths are more likely to occur in these vulnerable communities. Some neighborhoods in Central Brooklyn have a particularly high heat vulnerability index, which fall into Con Edison's Brooklyn Queens Demand Management program area. This area has a projected energy demand shortfall within the next few years. This limited energy infrastructure capacity in communities most vulnerable to heat will be exacerbated by increased energy demands due to the need for cooling during heat waves. This energy shortfall is a critical and technical requirement that should be prioritized in the next rounds of solar installations on public buildings.

Additionally, neighborhoods burdened by the clustering of polluting sites in the City-designated Significant Maritime and Industrial Areas (or SMIA's) are currently not prioritized by this initiative. For example, there are no solar sites in Bushwick and only one in Sunset Park. Many of the City's peaker plants are large sources of greenhouse gas emissions and co-pollutants in these neighborhoods. Therefore, by prioritizing solar power in these areas we can reduce the need for dirty energy and in turn reduce public health disparities. Neighborhoods within a half-mile of SMIA's – including North Brooklyn, Sunset Park, Red Hook, and the South Bronx – need to be prioritized for future solar projects.

Furthermore, in this latest contract, less than 25 percent of the 88 designated public buildings are located in low-income areas with a median household income below the City's poverty threshold (\$31,156), and only about 50 percent of the sites are located in areas with a median household income of \$50,000 or less. For a successful and equitable solar energy initiative in New York City, low-income communities must be at the forefront of the transition to a renewable energy economy. We demand that NYC Department of Administrative Service (DCAS) prioritize equitable solar siting and investments in low-income communities, as it selects more sites for solar installation.

Additionally, DCAS needs to ensure that additional buildings in low-income neighborhoods and communities of color become solar ready. Currently, only buildings that have relatively new or recently renovated roofs are eligible for solar panels, which serves to perpetuate the cycle of disinvestment. The City must ensure that public solar projects are implemented equitably by intentionally prioritizing installations on public buildings in low-income communities and communities of color. If barriers exist, then they should be actively removed to ensure equitable investment. For example, now that DCAS's assessment of every City-owned building is complete there must be a coordinated effort to upgrade the roofs of public buildings in communities of color.

NYC-EJA and allies will continue to hold the City accountable on this important, *OneNYC* and 80x50 renewable energy milestone by ensuring that the focus on equity highlighted by *OneNYC* is real. As we take bolder steps to reduce our carbon footprint, the City should guarantee equity and opportunity in low-income neighborhoods and communities of color. A just energy policy is central to NYC-EJA's work, and we look forward to a continued collaboration with the City to mitigate the threats of climate change.



EL PUENTE
GREEN LIGHT DISTRICT

211 South 4th St.

Brooklyn, NY 11211

El Puente de Williamsburg, Inc. testimony to the New York City Council Committee on Contracts and Committee on Government Operations. This testimony regards the implementation of public solar on city-owned property to reduce greenhouse gas emissions through renewable energy strategies. The goal is to decrease citywide emissions while prioritizing communities fighting for environmental justice and who are disproportionately affected by pollution.

January 23, 2017

Good afternoon Chairperson Rosenthal and Members of the City Council. My name is Luisa Diaz de Leon. I am the Green-Jobs Green New York manager in El Puente's Green Light District program and a member of the Climate Works for All Coalition.

Founded in 1982, El Puente is a community-based organization in the Southside of Williamsburg. For over 30 years, El Puente has been inspiring and nurturing leaders for peace and justice, engaging community members in the arts, education, wellness and environmental justice action. El Puente currently has six leadership centers located in Williamsburg and Bushwick in Brooklyn, the first high school in the country dedicated to human rights and a partnership with the city's Community School program for MS-50.

Due to gentrification and displacement fluxes in Williamsburg, an important part of our constituency now lives in Bushwick, so it is a strategic decision for El Puente to study what is happening in this neighborhood. And Bushwick has serious energy challenges. This neighborhood will be affected by the high demand of energy projected by Con Edison, which has indicated that the area located in the border of Brooklyn and Queens called BQDM (including Bushwick), will not have the capacity to meet the peak needs of energy demand. The installation of solar panels in the BQDM area, currently more vulnerable to blackouts, is indispensable. It is crucial we pay attention to the communities that have higher barriers of access to renewable energy. Solar panels will make communities not only more sustainable but will contribute to making them more resilient to climate change. Residents, developers and the city will benefit from this.

El Puente Green Light District has also been studying the air quality around main streets, parks and playgrounds along the Brooklyn Queens Expressway and other areas of the Southside of Williamsburg. Youth and mother volunteers from our partner organization Mothers Out Front went to these open spaces with air monitors, surveys and observed traffic loads. According to our preliminary results, the particulate matter levels (2.5) in these areas is 5x and 6x higher than the average. We're talking about highly polluted open spaces, where mothers, fathers, children, brothers and sisters living in these polluted areas have been suffering from asthma, and this chronic condition isn't going anywhere. In fact, Brooklyn neighborhoods are among the highest asthma-affected



EL PUENTE
GREEN LIGHT DISTRICT

211 South 4th St.


Brooklyn, NY 11211

neighborhoods in the city. According to city studies, from 2013 to 2014, children of ages 5-14 in the neighborhoods of Bedford Stuyvesant, Crown Heights, East New York, Williamsburg and Bushwick had a higher rate of children with asthma than other NYC neighborhoods.

In addition, El Puente is also helping homeowners and multifamily building owners in Brooklyn become more energy efficient so they can lower their energy consumption, boost the creation of job opportunities in the green industry and reduce greenhouse gas emissions. However, reducing energy consumption in the homes and buildings won't be enough to achieve reduced levels of emissions. Only the combination of energy efficiency and solar panels will bring greater benefits and meet the city's goals faster.

Currently, there is only one site in Williamsburg with solar panels, while there are none in Bushwick, being one of the neighborhoods more susceptible to blackouts. It is important to increase the access of solar power for lower income communities as it will make their neighborhoods more sustainable and improve the economy with the creation of green jobs.

El Puente supports the city's OneNYC plan to reduce 80% of greenhouse gas emissions by 2050 and we support the city's goal to install solar on public buildings. But it is vital to have the commitment of the city to prioritize low-income, highly polluted and vulnerable communities for solar power in order to improve their environmental conditions and boost their economy with the installation of solar panels. El Puente along with other community organizations will continue to advocate and bring issues that are over looked and that affect our people.



Lolita Molina Testimony


Good afternoon, my name is Lolita Molina and I live in Elmhurst, Queens and I am a member of Make the Road New York. I lived in Elmhurst, Queens for three decades and I love my neighborhood.

Just like I care about the planet, this one Earth that we all live in, and we need to do our part in NYC to fight climate change. So I fully support solar to address this problem. But at the end of the day, I care about saving our planet because of the people I love and the community that I care for. I am concerned about climate change because I see so many children in my neighborhood who are sick because they have asthma, and I am scared of what another Hurricane Sandy can mean for people, especially low-income people, across our city.

There are also other things that could be better for the people in my community, which is a diverse, working class, immigrant neighborhood. As the city decides to put solar in the five boroughs, I believe it is necessary to give priority to the communities that have been neglected or affected by climate change the most. These are low-income communities and communities of color like mine. That is how we get on the path to more justice in our city. But in Elmhurst, only a couple of public schools have been identified as “ready for solar” in the new report released by the City.

We need more economic opportunities – a lot of people in my community are struggling with jobs that don’t pay much or are unemployed. Forget about benefits in most cases. Everything is getting so expensive in this city, like rent and transportation, but mostly there are jobs with low wages and there aren’t many opportunities to get training and qualifications for better jobs. What our community members need are careers. Solar work is an opportunity to create not just good jobs, but careers for our people.

Our community also needs more resources and investments from the city – we are proud of our community, but so many things can be improved. Our children don’t have nice parks to play in. Our schools need more resources. So I was very alarmed when I learned how much the city spends on utilities--\$700 million just



last year!--and know that even if a part of that money could be directed to other needs in our communities, our families and children will benefit from that. Solar energy presents an opportunity to save on funds that go to utilities, so we must make sure that the city, not corporations, are benefiting from these deals.

I hope that the city can work together with communities to make our public solar program the best it can be. Solar can be a solution to take care of our planet and the needs of our communities. Thank you for your time and consideration.



NEW YORK CITY CENTRAL LABOR COUNCIL AFL-CIO

President
VINCENT ALVAREZ

Secretary-Treasurer
JANELLA T. HINDS



Testimony of Alex Gleason, Policy Associate New York City Central Labor Council, AFL-CIO

New York City Council Committee(s) on Contracts and Government Operations January 23, 2017

Good afternoon, my name is Alex Gleason, and I am the Policy Associate at the New York City Central Labor Council, AFL-CIO. Comprised of 1.3 million workers across 300 affiliated unions, the Central Labor Council is a partner in the coalition Climate Works for All. Encompassing community groups, labor unions, and environmentalists, Climate Works for All champions sensible action aimed at tackling both environmental resiliency and income inequality. I would like to take a few moments to highlight important objectives to improving our city's public solar program, including cost/benefit analysis of financing solar installations; supplementing budgets of vital public programs and services with utility savings; and requiring workforce standards for all public renewable energy projects. The City has an opportunity to not only invest in renewable energy for the future, but if done in a thoughtful, holistic way, can lift up communities and workers in the process.

Nothing leads to strong and sustainable communities like the creation of well-paying jobs. The City's public solar program is not only a path to addressing climate change, but presents a perfect opportunity as an employment program. The City could utilize the well-trained public workforce to conduct comprehensive assessments; the skilled electricians of Local 3 to install and upkeep the hardware; and highly-trained building service workers and operating engineers to maintain the daily operation of the system. With local hire programs and pipelines to apprenticeship, the City could connect our local residents and youth to career-track jobs right in their neighborhoods. These are goals that cannot be overlooked – we have an opportunity right now to tackle income inequality and unemployment with our climate investments.

Climate Works For All is concerned the City is currently engaging in what seems to be de facto privatization of energy generation on our public buildings. Since announcing the City's goal of 100 megawatts of solar on public buildings, the Department of Citywide Administrative Services has now chosen to effectively outsource solar work through power purchase agreements. In this scenario, a vendor comes, installs, maintains, and owns the system, locking the City in a twenty-year contract, where DCAS cuts the utility check to the third-party vendor in return for some purported savings. The problem with this is the lack of public oversight and accountability: jobs get outsourced, costs get hidden, accountability becomes conflated, and the public loses. At the very least, the City must conduct a comprehensive cost/benefit analysis—available to the public—to ensure we are making the best decisions with the greatest returns to the city and the public. We should not bet against ourselves in the medium-to-long run for short-term gains.

Another concern with power purchase agreements is the lack of clarity as to the amount of savings retained after accounting for all the costs. We urge the City to retain as much savings as possible so these dollars can be invested back into public programs and services. For example, extra funds could help supplement the budgets of our public schools, which are already in need of more resources to do their jobs. The idea of sharing utility savings isn't new or radical; it was implemented amongst the agencies of the Bloomberg Administration, where savings would be shared between the City and agency itself. In the long-run, a larger, upfront investment could build more sustainable public institutions and communities.

We applaud the City for tackling the crisis of climate change by committing to invest in renewable energy. But there are several ways the City could make this program even better—comprehensive cost benefit analysis, retained savings, and high-road workforce development—that could transform the lives of workers and community members. We can tackle not only climate change, but also economic inequality. Please read more in our full report, Restart Solar, located on our coalition partner ALIGN's website. Thank you for your time and consideration.

Testimony of Allison Ziogas

Member, Local 3 IBEW

Public Hearing Power Purchase Agreement for large scale rooftop Solar PV on public buildings.

January 23, 2017

My name is Allison Ziogas and I'm a Local Union #3 electrician, Foreman, and solar installer. I have been a proud member of local 3 for the last 10 years, and have spent the majority of my career working with solar PV (photovoltaic) systems. The projects I've worked on have played an important role in leading New York City towards a transition to renewable energy, including PS62R, the first "Net-Zero" energy school in our City.

Each one of the workers that built PS62R were drawn from Local 3s highly trained community workforce, having received training through the union's apprenticeship program, which focuses on solar power, including installation, electrical wiring, and maintenance of solar systems. Local 3 has been, and will continue to play a significant role in the recruitment, training, and placement of community residents in green jobs. The effort that went into constructing PS62R, is evidence that Local 3 is the right choice for delivering cutting edge, green jobs with a level of professionalism and craftsmanship that is unmatched anywhere in our city.

In a time of soaring unemployment, growing income inequality, and deteriorating conditions in America's workplaces, the need to ensure green jobs are good jobs is more pressing than ever. Our City can help lead the way towards economic justice for working men and women by ensuring that every single public solar project is done with not only the highest labor standards, but also connected to workforce development programs that can train and recruit even more local women and disadvantaged workers for good jobs.

As we build this sector of government-promoted green industry, we must ensure that green jobs are Union jobs by requiring Project Labor Agreements to cover solar installation.

Investment in sustainable energy shouldn't displace the city residents currently doing this work by outsourcing these jobs to non-union contractors that undercut hard fought battles for fair wages and safe working conditions. NYC's public solar program is a chance for the city to make an investment in New York's most valuable resource--its people.

I'm proud of how many sustainable projects are built union, which demonstrates that we as a community can create not only green jobs, but solid Union jobs with health and retirement benefits, worker protections, and a voice for workers on the job. I hope that the City and its agencies will heed our call to make sure that we don't let the solar industry become another low road industry in our city.

Testimony of Benjamin Arana

Business Representative Local 3 IBEW

Public Hearing Power Purchase Agreement for large scale roof top Solar PV on public buildings.

January 23, 2017

Thank you Council Committee for giving me the opportunity to give my testimony.

My name is Benjamin Arana and I am a Business Representative for Local Union #3 International Brotherhood of Electrical Workers. The Climate Works for All Coalition is an unprecedented alliance of labor, community, faith, and environmental justice organization working to create good jobs and healthy communities by reducing our City's emissions.

First, I would like to see all present and future solar PV projects falling under the terms of a Project Labor Agreement, also known as a PLA. PLAs set important standards that protect working people in our city by ensuring good wages, benefits, safety, and training requirements. They also provide cost savings and unsurpassed craftsmanship on these projects. If all City work were to be performed under the terms of a Project Labor Agreement our communities would be enjoying all of the benefits of being part of our Building Trades Unions, starting with good wages, medical benefits, and pension plans, not to mention a lifelong profession and career.

The most recently completed installations of Solar PV on public buildings by DCAS were 24 locations on public schools. While these projects were funded with public capital dollars, I was very surprised to learn that they did not fall under the terms of the City PLA. Solar Liberty and Standard Solar were the responsible companies and did not build all of these projects to our area standards. The vast majority of the work performed under this \$28 million project was done by non-union subcontractors, and it's unclear how many of these jobs went to local NYC residents.

I ask that all new installations of solar PV on public property be built under the terms of the city agency Project Labor Agreement, regardless of whether the work is directly funded with public dollars or via public-private partnerships like Power Purchase Agreements (PPAs), which is the route that the city is currently taking. At the very least, there should be an addendum to any contract, including PPAs, to adopt the terms of the City Agency Project Labor Agreement. Public work should never undermine our communities and workers. The City needs to ensure that regardless of the financing mechanism or agency, all renewable energy work, and specifically public solar installations, are covered by the City Agency PLA.

In addition, there seems to be no local hire programs that are connected to solar installation projects. Local 3 IBEW has been in NYC for over 100 years and we have programs through the Building Trades Council that provide direct entry into our program, including Nontraditional Employment for Women (NEW), Construction Skills which is entry from our City's trade schools, Helmets to Hard Hats, which is entry for our nation's Military, and the NYCHA PLA. If these jobs go

forward using the Building Trades, NYC communities would have good career jobs available to them and would help bring their standard of living to a better place. This is a path to help many in our communities obtain economic stability and address unemployment and poverty.

Our industry has over 2000 members trained in Solar PV installations. Local 3 has always stayed on the pulse of electrical technology and has provided the education and training to supply the industry with the best electricians in the market for all electrical installations. We are willing and ready for the future solar and renewable work that is coming to NYC.

In conclusion, I would like to ask that the City Agency Project Labor Agreements be used for the future public solar installations regardless of any Public-Private Partnerships. We are ready to collaborate with the City and its agencies to ensure these projects are connected to our high quality training programs to create local hire opportunities and increase minority participation.

Thank you for your time and consideration and allowing me to express these comments on this matter.

**THE COUNCIL
THE CITY OF NEW YORK**

Appearance Card

I intend to appear and speak on Int. No. _____ Res. No. _____

☐ in favor ☐ in opposition

Date: _____

(PLEASE PRINT)
Name: Anthony Pina

Address: Albion St Dr 100 St, 10th

I represent: New York 10004

Address: Albion

**THE COUNCIL
THE CITY OF NEW YORK**

Appearance Card

I intend to appear and speak on Int. No. _____ Res. No. _____

☐ in favor ☐ in opposition

Date: 1/23/17

(PLEASE PRINT)
Name: Ellen Zielinski

Address: Dir. of Clean Energy & Innovative

I represent: Technologies Program at DCA

Address: _____

**THE COUNCIL
THE CITY OF NEW YORK**

Appearance Card

I intend to appear and speak on Int. No. _____ Res. No. _____

☐ in favor ☐ in opposition

Date: 1/23/16

(PLEASE PRINT)
Name: Annel Hernandez

Address: _____

I represent: New York City Environmental

Address: Justice Alliance

166 A 22nd Street BK, NY

Please complete this card and return to the Sergeant-at-Arms

**THE COUNCIL
THE CITY OF NEW YORK**

Appearance Card

I intend to appear and speak on Int. No. _____ Res. No. _____

☒ in favor ☐ in opposition

Date: 1/23/17

(PLEASE PRINT)

Name: Lolita Molina

Address: 92-10 Roosevelt Avenue

I represent: Make the Road NY

Address: _____

**THE COUNCIL
THE CITY OF NEW YORK**

Appearance Card

I intend to appear and speak on Int. No. _____ Res. No. _____

☐ in favor ☐ in opposition

Date: _____

(PLEASE PRINT)

Name: LEE SMITH

Address: _____

I represent: AMERICAN SOLAR PARTNERS

Address: 1155 Macomber M/V NY 10530

**THE COUNCIL
THE CITY OF NEW YORK**

Appearance Card

I intend to appear and speak on Int. No. _____ Res. No. _____

☒ in favor ☐ in opposition

Date: 2/11/2017

(PLEASE PRINT)

Name: Jessica He

Address: _____

I represent: OMB

Address: 255 Greenwich St

Please complete this card and return to the Sergeant-at-Arms

**THE COUNCIL
THE CITY OF NEW YORK**

Appearance Card

I intend to appear and speak on Int. No. _____ Res. No. _____

☒ in favor ☐ in opposition

Date: 1/23/2017

(PLEASE PRINT)

Name: Anne Bove, PN

Address: 48-53 45th St, Astor, NY

I represent: NYCNA

Address: 131 W 33rd St NYC

**THE COUNCIL
THE CITY OF NEW YORK**

Appearance Card

I intend to appear and speak on Int. No. _____ Res. No. _____

☒ in favor ☐ in opposition

Date: _____

(PLEASE PRINT)

Name: Jeanne Bergman

Address: _____

I represent: People's Climate Movement

Address: _____

**THE COUNCIL
THE CITY OF NEW YORK**

Appearance Card

I intend to appear and speak on Int. No. _____ Res. No. _____

☐ in favor ☐ in opposition

Date: _____

(PLEASE PRINT)

Name: Anthony Fiore

Address: _____

I represent: DCAS

Address: _____

Please complete this card and return to the Sergeant-at-Arms

**THE COUNCIL
THE CITY OF NEW YORK**

Appearance Card

I intend to appear and speak on Int. No. _____ Res. No. _____

☐ in favor ☐ in opposition

Date: _____

(PLEASE PRINT)

Name: Luisa Diaz de Leon

Address: 211 South 4th St.

I represent: El Puente and Climate Works for All

Address: 211 South 4th St.

**THE COUNCIL
THE CITY OF NEW YORK**

Appearance Card

I intend to appear and speak on Int. No. _____ Res. No. _____

☒ in favor ☐ in opposition

Date: _____

(PLEASE PRINT)

Name: Ish Kellermann

Address: 50 Broadway

I represent: ALIGN

Address: _____

**THE COUNCIL
THE CITY OF NEW YORK**

Appearance Card

I intend to appear and speak on Int. No. _____ Res. No. _____

☐ in favor ☐ in opposition

Date: _____

(PLEASE PRINT)

Name: Benjamin Mandel

Address: 253 Broadway

I represent: Mayor's Office of Sustainability

Address: _____

Please complete this card and return to the Sergeant-at-Arms

**THE COUNCIL
THE CITY OF NEW YORK**

Appearance Card

I intend to appear and speak on Int. No. _____ Res. No. _____

☐ in favor ☐ in opposition

Date: 1/23/17

(PLEASE PRINT)

Name: ALLISON ZIOGAS

Address: 85-10 34th AVE QUEENS NY 11372

I represent: LOCAL 3 IBEW

Address: 158-11 Jewel Ave. Queens

Please complete this card and return to the Sergeant-at-Arms

**THE COUNCIL
THE CITY OF NEW YORK**

Appearance Card

I intend to appear and speak on Int. No. _____ Res. No. _____

☒ in favor ☐ in opposition

Date: 1-23-17

(PLEASE PRINT)

Name: Ben Arana

Address: 65-25 160th Street #3A

I represent: Local Union #3 IBEW

Address: 158-11 HVA JR AVE. Flushing

Please complete this card and return to the Sergeant-at-Arms

**THE COUNCIL
THE CITY OF NEW YORK**

Appearance Card

I intend to appear and speak on Int. No. _____ Res. No. _____

☐ in favor ☐ in opposition

Date: 1/23/17

(PLEASE PRINT)

Name: Samantha Wilt

Address: 40 West 20th St NYC 10011

I represent: Natural Resources Defense Council

Address: 40 W. 20th St NYC 10011

Please complete this card and return to the Sergeant-at-Arms

**THE COUNCIL
THE CITY OF NEW YORK**

Appearance Card

I intend to appear and speak on Int. No. _____ Res. No. _____

☒ in favor ☐ in opposition

Date: 1/23/16

(PLEASE PRINT)

Name: Alex Gleason, NYC Central Labor Council, AFL-CIO

Address: 275 7th Ave

I represent: NYC Central Labor Council

Address: agleason@nycclc.org

Please complete this card and return to the Sergeant-at-Arms