

# THE COUNCIL OF THE CITY OF NEW YORK

Hon. Melissa Mark-Viverito  
Speaker of the Council

Hon. Carlos Menchaca  
Chair, Committee on Immigrant Services



## **Report on the Fiscal 2017 Preliminary Budget and the Fiscal 2016 Preliminary Mayor's Management Report**

**Mayor's Office of Immigrant Affairs**

**Human Resources Administration**

**Department of Youth and Community Development**

**City University of New York**

**March 28, 2016**

Cirilhien R. Francisco, Unit Head

### **Finance Division**

Latonia McKinney, Director  
Regina Poreda Ryan, Deputy Director  
Nathan Toth, Deputy Director  
Paul Scimone, Deputy Director  
Emre Edev, Assistant Director

## Table of Contents

Report Overview .....	1
A City of Immigrants .....	1
Financial Summary .....	3
Council Initiatives .....	4
2016-2017 State Executive Budget Highlights .....	6
Federal Level Highlights .....	7
Mayor’s Office of Immigrant Affairs .....	9
ActionNYC .....	9
Service Model .....	10
ActionNYC Partners .....	11
DACA Education Initiative .....	11
Department of Youth and Community Development .....	13
Adult Literacy .....	13
Human Resources Administration .....	15
Municipal Identification Card .....	15
Legal Services .....	16
Immigrant Opportunities Initiative (IOI) .....	16
New York Family Unity Program (NYIFUP) .....	16
Department of Citywide Administrative Services .....	18
Immigration Plan .....	18
Language Access Services .....	18
Appendix A: CUNY Citizenship NOW – FY16 Service Schedule .....	20
Appendix B: Immigrant Health Initiative Service Overview .....	21

## Report Overview

For the first time, the City Council will host a budget hearing to discuss major budgetary actions that impact immigrant New Yorkers. With the majority of immigrant services in several large agencies and spanning a few City Council committees, budgetary oversight of vital services for foreign-born New Yorkers has been limited and has not allowed for a cohesive conversation on the needs of immigrants, until now.

This report provides a review of the City's Fiscal 2017 Preliminary Budget for services for immigrant and foreign-born New Yorkers. This report reviews funding in the Mayor's Office of Immigrant Affairs (MOIA), who coordinates with City agencies, as well as funding for programs and services structurally found within other City agencies.

The first section of this report presents highlights of immigration spending in the Fiscal 2017 Preliminary Budget expense budget, followed by an analysis of major initiatives by agency, initiatives funded by the Council, and the impact of State budget and federal actions.

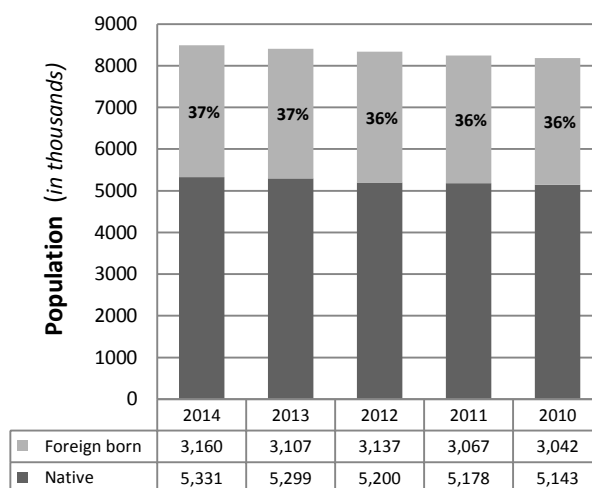
The report then presents the City's spending on services that impact foreign-born New Yorkers by agency and provides analysis of significant program areas, discusses initiatives included in the November and Preliminary Financial Plans and reviews relevant sections of the Preliminary Mayor's Management Report for Fiscal 2016.

## A City of Immigrants

The population for New York City is estimated at approximately 8.5 million people as of July 2014, and expected to grow to 9 million by 2040.<sup>1</sup> The current immigrant share of the population, 3.16 million or 37 percent, has nearly doubled since the 1965 amendments to the Immigration and Nationality Act and the abolition of quotas. Since then, the countries from which immigrants originated shifted from southern and eastern Europe to Latin America, Asia, and the Caribbean. Below are some characteristics of the City's foreign-born population:

- **Share of Foreign-Born:** The share of foreign-born New Yorkers has increased from 20 percent in 1960 to 37 percent in 2011, as the share of immigrants from Europe saw a decline from 64 percent in 1970 to just 16 percent in 2011.
- **Origins:** Latin America is now the largest area of origin for foreign-born New Yorkers, comprising nearly one-third of the City's foreign-born population. Asia

Foreign Born New Yorkers



2014 American Community Survey.

<sup>1</sup> New York City Population Projections by Age/Sex & Borough, 2010-2040. [http://www.nyc.gov/html/dcp/html/census/projecting\\_future.shtml](http://www.nyc.gov/html/dcp/html/census/projecting_future.shtml)

follows at 28 percent, non-Hispanic Caribbean at 19 percent and Africa accounting for 4 percent.

- **Births by Foreign-Born Mothers:** Foreign-born mothers accounted for 51 percent of all births in 2011, with majority of mother hailing from China, the Dominican Republic and Mexico.<sup>2</sup>
- **Economic Impact:** Over the past few decades, the influx of immigrants has prevented catastrophic population losses (1970s), stabilized the City's population (1980s), was a major stimulus for growth that helped New York cross the 8 million mark in 2000, and propelled the City to a new population peak of 8.34 million in 2012.
- **Housing:** Approximately half of all housing units occupied for the first time after 2000 had an immigrant householder; share rises to more than 60 percent if you add the second generation.<sup>3</sup>
- **Employment:** Immigrants accounted for the majority of residents employed in construction; accommodation, food, and other services; transportation, warehousing and utilities; and manufacturing.
- **Language Proficiency:** While only six percent of native-born persons ages 5 and over were not proficient in English, close to one-half of the foreign-born were not proficient in English.<sup>4</sup>

---

<sup>2</sup> Sources: Department of Health and Mental Hygiene, New York City, 2011 Population Division-New York City Department of City Planning

<sup>3</sup> U.S. Census Bureau, 2011 American Community Survey-Public Use Microdata Sample Population Division-New York City Department of City Planning

<sup>4</sup> U.S. Census Bureau, 2011 American Community Survey-Public Use Microdata Sample. Population Division-New York City Department of City Planning

## Financial Summary

### Immigrant Services Funding

The City's Fiscal 2017 Preliminary Budget is \$82.1 billion, \$3.6 billion more than the Fiscal 2016 Adopted Budget of \$78.5 billion. The Fiscal 2017 Preliminary Budget includes \$28.9 million for major immigration services spanning across several initiatives and agencies. When compared to the budget at Adoption, the Fiscal 2017 Preliminary Budget is \$7.8 million, or 21 percent less. Regarding Fiscal 2016, the City's budget includes approximately \$38 million for services for major immigration service, showing an increase of \$1.26 million, or four percent since the budget was adopted in June of 2015.

Funding For Immigrant Services By Agency							
<i>Dollars in Thousands</i>							
Agency	Program	2014	2015	2016	Preliminary Plan		*Difference
		Actual	Actual	Adopted	2016	2017	2016 - 2017
MOIA	Multiple	\$583	\$861	\$779	\$901	\$823	\$44
DYCD	Literacy	12,643	15,783	9,158	10,272	9,189	31
HRA	IDNYC	430	19,639	24,530	24,530	18,707	(5,823)
DCAS	Outreach	0	695	2,312	2,338	204	(2,108)
<b>TOTAL</b>		<b>\$14,456</b>	<b>\$36,978</b>	<b>\$36,779</b>	<b>\$38,041</b>	<b>\$28,923</b>	<b>(\$7,856)</b>

*\*The difference of Fiscal 2016 Adopted Budget compared to Fiscal 2017 Preliminary Budget.*

This overview does not include all services tailored to immigrant New Yorkers, but focuses on the major initiatives of this Administration.

- **Mayor's Office of Immigrant Affairs (MOIA).** The Fiscal 2017 Preliminary Budget allocates \$823,000 for MOIA, an increase of \$44,000 or six percent, when compared to the budget at Adoption of \$779,000. (See page 9 for more details).
- **Department of Youth and Community Development (DYCD).** The Fiscal 2017 Preliminary Budget includes \$9.19 million in Fiscal 2017 for Adult Literacy Services, a slight increase of \$31,000, or less than one percent when compared to the budget at Adoption. (See page 13 for more details).
- **Human Resources Administration (HRA).** The Fiscal 2017 Preliminary Budget allocates \$18.7 million for the Municipal ID program, \$5.8 million less than the \$24.5 million proposed in the Fiscal 2016 Adopted Budget. (See page 15 for more details).
- **Department of Citywide Administrative Services (DCAS).** The Fiscal 2017 Preliminary Budget allocates \$204,000 for activities related to the citywide response to the President's Executive Order on immigration. This is \$2.1 million less than the \$2.3 million budget at Adoption. (See page 18 for more details).

The following are major financial plan actions for Fiscal 2017 included in the Preliminary Plan:

- **Municipal Identification Card (IDNYC) Staffing.** The Fiscal 2017 Preliminary Plan includes \$7.6 million in Fiscal 2017 and \$5.8 million in Fiscal 2018 and in the outyears for staffing related to the Municipal ID program. Launched in Fiscal 2015, the Administration underestimated the high level interest in the program and the increase in staffing will work on meeting demands. HRA added additional per diem staff to

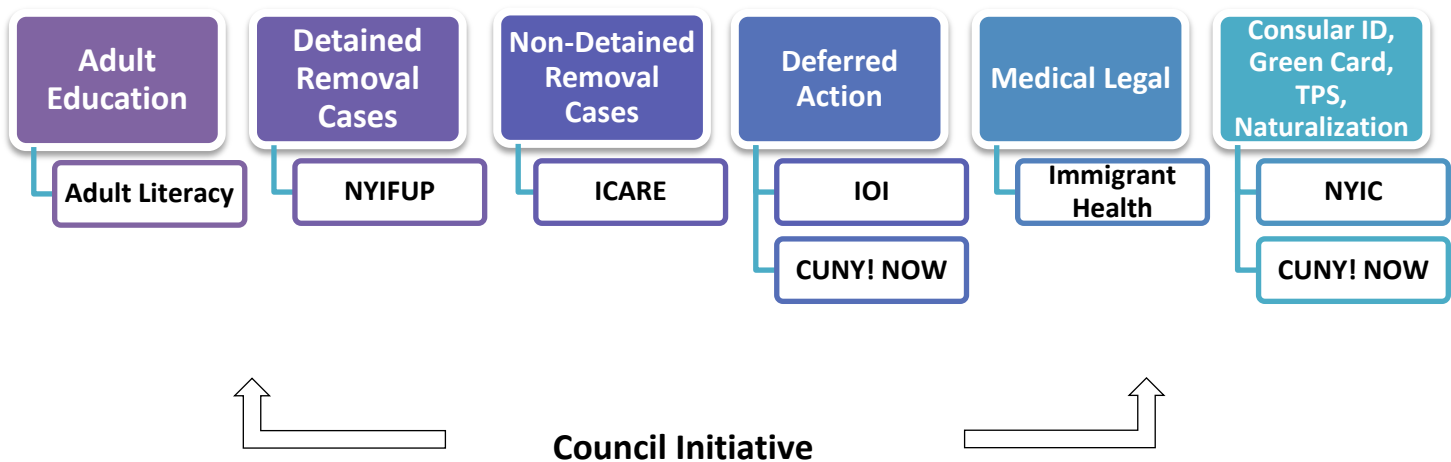
support the administration of the program at designated enrollment centers. Given the continued success and demand of the IDNYC program, HRA will baseline funding for 80 positions that were previously per diem personnel.

- **CEO Funding Adjustment.** The Fiscal 2017 Preliminary Plan includes \$2.63 million in City funds for the Young Adult Literacy (YAL) program which provides targeted instruction, work readiness, and support services for young adults. A key priority of the Center for Economic Opportunity (CEO), the Department of Youth and Community Development (DYCD) created the YAL program to provide services for youth between the ages of 16 and 24.

### Council Initiatives

For Fiscal 2016, the City Council included \$13.78 million for immigrant services that reflect the Council's continued commitment to ensuring that immigrant New Yorkers have access to legal assistance, educational services, and other services. This includes a continued commitment to the nation's first government-funded legal representation program for detained and non-detained immigrants, consular identification services, legal and social services for children in removal proceedings, and free legal services to assist immigrants on their paths to U.S. citizenship. In addition, the City Council included \$1.5 million for services focused on reducing health disparities among foreign-born New Yorkers and \$500,000 to expand services to adults with children in removal proceedings in New York's immigration courts.

### Type of Services



In Fiscal 2014, the Bloomberg Administration baselined funding for Council Initiatives that support hundreds of programs operated by CBOs throughout the City. Baselined Immigrant Initiatives include Adult Literacy and Immigrant Opportunities Initiative. Baselined funding for immigrant services will go towards providing services under the City's ActionNYC.

FY 2016 Council Initiatives				
<i>Dollars in Thousands</i>				
Agency	Initiative	Fiscal 2015	Fiscal 2016	Difference
DYCD	Adult Literacy Initiative*	\$750	\$1,380	\$630
CUNY	CUNY Citizenship NOW! Expansion	1,000	1,000	0
DOHMH	Immigrant Health Initiative	0	1,500	1,500
DYCD	Immigrant Opportunities Initiative*	0	3,300	3,300
HRA	New York Immigrant Family Unity Project	4,900	4,900	0
DYCD	New York Immigration Coalition	200	200	0
HRA	Unaccompanied Minors and Families	1,000	1,500	500
<b>TOTAL</b>		<b>\$7,850</b>	<b>\$13,780</b>	<b>\$5,930</b>

\* Baselined Initiative

- Adult Literacy Initiative.** The \$1.38 million allocation creates additional basic literacy, English for Speakers of Other Languages (ESOL) and Graduate Equivalent Degree (GED) classes for adults who cannot read, write or speak English, in addition to funding support services such as counseling and case management. For Fiscal 2016, the Council supported 38 organizations through New York City, including the public libraries. The Fiscal 2017 Preliminary Budget includes \$2.5 million in baselined funding for adult literacy services.
- CUNY Citizenship NOW! Expansion.** The \$1 million allocation supports the expansion of the CUNY Citizenship Now! program which provides free immigration law services to assist immigrants on their path to U.S. citizenship. As of January 31, 2016, the program has served 3,789 constituents through 4,458 interactions with follow-up phone calls, in person consultations, and referrals. The service schedule by Council district is included in Appendix B.
- Immigrant Health Initiative.** The \$1.5 million initiative focuses on decreasing health disparities among foreign born New Yorkers by focusing on the following three goals: improving access to health care; addressing cultural and language barriers; and targeting resources and interventions. For Fiscal 2016, the Council supported 16 organizations, including the City's public hospital system. Service overview of this initiative can be found in Appendix B.
- Immigrant Opportunities Initiative (IOI).** The \$3.3 million allocation provides funding for legal services for recent immigrants to assist with applications for citizenship or permanent residency, and various other immigrant related legal services. The Fiscal 2017 Preliminary Budget includes \$4.3 million in baselined funding for the IOI program, with \$3.3 million for legal services in the Human Resources Administration's budget and \$1 million in DYCD's budget.
- New York Immigrant Family Unity Project.** First funded in Fiscal 2014, the \$4.9 million allocation supports the New York Immigrant Family Unity Project (NYIFUP), the

nation's first government-funded legal representation program for detained immigrants. The program provides high-quality, holistic representation to New Yorkers detained and facing deportation who cannot afford an attorney.

- **New York Immigration Coalition.** The \$200,000 allocation supports consulate identification services to overcome barriers to schools, financial institutions, higher education, and public safety; financial empowerment and access to sound financial services and college readiness workshops; and other programs as determined by demand.
- **Unaccompanied Minors and Families.** The \$1.5 million in funding supports the Immigrant Children Advocates Relief Effort (ICARE) initiative, which focuses primarily on providing counsel for children in removal proceedings. The organizations provide direct representation, leverage high quality pro bono representation, and offer social services to children appearing on the Juvenile and Surge Dockets in New York Immigration court to ensure due process for minors who are struggling to maneuver the immigration system alone.

The enhancement of \$500,000 for this initiative between Fiscal 2015 and Fiscal 2016 goes towards providing services to "Adults with Children," allowing service providers to expand capacity and ensuring that the adults and their children have access to critical educational, health and mental health services, and, ultimately, the opportunity to become fully integrated members of our community.

### 2016-2017 State Executive Budget Highlights

The Fiscal 2016-2017 State Executive Budget supports the advancement of undocumented immigrants by enabling them to apply for state financial assistance under a DREAM Act. Below is a list of items that highlights a series of top-priority items for New York's immigrant communities.

Item	SFY 2015-2016	2016-2017 Executive Proposal	Advocacy Ask
Minimum Wage	\$9/hr	\$15/hr	\$15/hr
Adult Literacy	\$6.3 million	\$6.3 million	\$17.2 million
Dream Act	\$0	\$27 million	\$27 million
Essential Plan <i>Health coverage for residual PRUCOL immigrants</i>	\$0	\$0	\$10.3 million
Community Health Advocates	\$3 million (9 months, \$2.5M from the state, with additional \$500,000 from Assembly)	\$2.5M	\$4M (12 months, maintaining program)
Civil Legal Services	\$85 million	100 million	\$100 million
NYIFUP	\$0	\$0	\$3.6 million



**NYS DREAM Act (A4311A/S1251)**

In the Council's State Agenda, the City Council urged the State Legislature to pass the NYS Dream Act, which would make higher education more accessible to immigrant families by allowing undocumented immigrants to access existing state financial aid and other critical resources to help pay for their higher education. This legislation would also create a special commission responsible for raising private dollars to establish a scholarship program for eligible college-bound students who are the children of immigrants. The NYS Dream Act would also eliminate the requirement that an applicant for a general or academic performance award be a U.S. citizen, a lawful permanent resident, or a refugee. In order to be eligible for these programs, applicants would need to establish, among other things, that they have taken steps to legalize their status or would do so if given the opportunity. Lastly, the NYS DREAM Act would allow undocumented parents with valid tax identification numbers to participate in the 529 family tuition account under the State's College Tuition Savings Program.

**NYS Violence Against Women Act (A72/S3189)**

Undocumented immigrant women are especially vulnerable to domestic violence; such women are often reluctant to report such violence for fear that disclosing their immigration status could lead to deportation and separation from their families. Therefore, the City Council called in its Stated Agenda for legislation that would protect domestic violence victims by maintaining the confidentiality of their immigration status. Under this legislation, law enforcement agencies and officers, government social service agencies and their staff, political subdivisions of the State, and peace officers would be prohibited from inquiring about a domestic violence victim's immigration status, except as may be necessary to investigate the offense. If they inadvertently learn the victim's immigration status, they would be prohibited from reporting it to local, state or federal law enforcement. Additionally, a judge in a domestic violence case would be able to take the perpetrator's threats of deportation against the victim as an aggravating factor when issuing a sentence.

**Federal Level Highlights**

Though immigrants have been a constant source of economic vitality and demographic vitality throughout our nation's history, the current immigration system is fragmented and overdue for an overhaul. Without comprehensive immigration action, New York City and other municipalities are dictated by what happens at the federal level.

**Executive Action**

The Supreme Court is currently reviewing a case that determines whether President Obama's 2014 executive actions on immigration may move forward. The executive actions provide important, temporary relief to an estimated four million undocumented immigrants through an expanded Deferred Action for Childhood Arrivals program (DACA) and the Deferred Action for Parents of Americans and Lawful Permanent Residents (DAPA) program.

- An expanded DACA will allow more undocumented immigrants to qualify for work authorization and temporary protection from deportation.

- DAPA program would grant this protection to the parents of U.S. citizen children and permanent residents.

Due to the legal challenges to President Obama's overhaul of the nation's immigration rules, the federal government is not accepting expanded DACA and DAPA applications. However, due to the limited window of opportunity to apply for these programs in they move forward, the Administration has launched ActionNYC.

### **Sanctuary Cities Act**

In October 2015, the United States Senate Democrats blocked legislation that would have withheld federal funding from cities that shield residents from federal immigration officials, such as New York City. The law attempts to punish so-called "sanctuary cities" by taking away millions of dollars in federal funding, including the Community Development Block Grant (CDBG) and the Community Oriented Policing Services (COPS) grants, from any city, state or county that does not fully comply with Immigration and Customs Enforcement (ICE) detainer and notification requests.

The bill, which includes a provision known as Kate's Law, named after 32-year-old Kathryn Steinle who was fatally shot in San Francisco on July 1, 2015, was introduced as a punishment to cities that prevent local authorities from shielding residents from ICE. The City Council passed legislation in Fiscal 2015 that significantly limits the City's cooperation with ICE. These local laws prohibit the New York City Department of Correction and the New York Police Department from honoring civil immigration detainer requests issued by ICE unless a federal judge issues a warrant and the subject of the detainer has been convicted of a violent or serious crime or is a possible match on a terrorist watch list.

### **Fair Day in Court Act**

In February 2016, Nevada Senator Harry Reid introduced the "Fair Day in Court for Kids" Act, which would mandate that the government appoint a counsel to unaccompanied children and other vulnerable individuals, such as those who are victims of abuse, torture or violence. This bill would also require the Department of Homeland Security to make legal orientation programs available at all detention centers, so people know their rights and responsibilities under immigration law, services currently offered in New York City by the Council's Unaccompanied Minor Children Initiative.

## Mayor's Office of Immigrant Affairs

The Mayor's Office of Immigrant Affairs (MOIA or the Office) promotes the well-being of immigrant communities by recommending policies and programs that facilitate successful integration of immigrant New Yorkers into the civic, economic, and cultural life of the City. MOIA serves as a key bridge between immigrant communities and City government by functioning as a partner to City Hall and MOIA's partner agencies on immigrants' integration needs.

In Mayor de Blasio's Administration, the Office has been charged with two major initiatives, IDNYC, NYC's municipal identification card program; and ActionNYC, local and national work on President Obama's Executive Action.

<b>MOIA Financial Summary</b> <i>Dollars in Thousands</i>						
	<b>2014</b>	<b>2015</b>	<b>2016</b>	<b>Preliminary Plan</b>		<b>*Difference</b>
	<b>Actual</b>	<b>Actual</b>	<b>Adopted</b>	<b>2016</b>	<b>2017</b>	<b>2016 - 2017</b>
<b>Spending</b>						
<b>Personal Services</b>						
Full-Time Salaried	\$557	\$808	\$752	\$855	\$820	\$68
Fringe Benefits	26	49	24	37	0	(24)
<b>Subtotal</b>	<b>\$583</b>	<b>\$857</b>	<b>\$776</b>	<b>\$892</b>	<b>\$820</b>	<b>\$44</b>
<b>Other Than Personal Services</b>						
Supplies and Materials	\$0	\$0	\$3	\$0	\$3	\$0
Other Services and Charges	0	4	0	\$9	0	0
<b>Subtotal</b>	<b>\$0</b>	<b>\$4</b>	<b>\$3</b>	<b>\$9</b>	<b>\$3</b>	<b>\$0</b>
<b>TOTAL</b>	<b>\$583</b>	<b>\$861</b>	<b>\$779</b>	<b>\$901</b>	<b>\$823</b>	<b>\$44</b>
<b>Funding</b>						
City Funds			\$700	\$722	\$722	\$22
Other Categorical			75	179	101	26
State			4	0	0	(4)
<b>TOTAL</b>	<b>\$583</b>	<b>\$861</b>	<b>\$779</b>	<b>\$901</b>	<b>\$823</b>	<b>\$44</b>
<b>Budgeted Headcount</b>						
Full-Time Positions	<b>7</b>	<b>11</b>	<b>8</b>	<b>11</b>	<b>8</b>	<b>0</b>

*\*The difference of Fiscal 2016 Adopted Budget compared to Fiscal 2017 Preliminary Budget.*

The Fiscal 2017 Preliminary Budget allocates \$823,000 for MOIA, an increase of \$44,000, or six percent, when compared to the budget at adoption of \$779,000. This increase is attributable to increases in City and other categorical funds, offset slightly by a reduction in State funding.

For Fiscal 2017, MOIA's headcount totals eight, the same budgeted headcount from the Fiscal 2016 Adopted Budget. However, the current modified Fiscal 2016 budget includes three additional positions associated with MOIA's Immigration Integration project and which is not funded in Fiscal 2017.

## ActionNYC

In December 2015, Mayor Bill de Blasio and the MOIA Commissioner Nisha Agarwal announced the creation of ActionNYC, the nation's largest investment by a municipality to prepare for executive action and in response to the need for nationwide comprehensive immigration reform. The \$7.9 million initiative, supported by the Administration and in

partnership with the City Council, is a citywide system rooted in immigrant community organizations to provide high quality immigration-related information and legal support to thousands of New Yorkers.

### Service Model

ActionNYC provides a free comprehensive legal screening to all of its clients and provides application assistance for a wide-range of cases, including green card renewals as well as citizenship and DACA applications, and it will help prepare New Yorkers for expanded DACA (Deferred Action or Childhood Arrivals) and DAPA (Deferred Action for Parents of Americans), if those programs move forward.

The ActionNYC model is based on three pillars: (1) Outreach and marketing; (2) Community navigation; and (3) Legal services.

- **Outreach and Marketing.** Composed of community-based organizers, along with MOIA's outreach team. Outreach will engage traditionally underserved immigrant communities to provide information about ActionNYC services and schedule appointments.
  - For the first year, MOIA expects for the City to provide in-person interactions with an estimated 70,000 New Yorkers and scheduling approximately 23,000.
  - MOIA expects to work with nine community based organizations (CBOs) and employ eight community organizers and one technical assistance provider. Each organizer will make approximately 1,000 touches a month and fill 300 appointments.
- **Navigators.** Based in community-based organizations. These individuals will screen ActionNYC clients for eligibility for immigration relief; when applicable, provide application assistance; and connect individuals to relevant social services such as IDNYC, DACA education/ workforce credentials, and Medicaid.
  - Navigators will be employed by CBOs, with each navigator conducting approximately 100 appointments. ActionNYC will support a maximum of 23 individual navigators and one staff to provide technical assistance.
- **Legal.** Composed of immigration attorneys who will review the legal work conducted by the navigators; provide legal advice to clients; represent straightforward cases; and decide next steps with all cases.
  - ActionNYC attorneys will be employed by legal service, with a third estimated to work on straightforward filed cases, a third on complex legal services and the remainder on individuals with no relief available.
  - ActionNYC will support up to eight legal service providers for a maximum of seven attorneys and one clinic coordinator.

ActionNYC Partners

Below is a list of ActionNYC partners and service providers.

Arab American Association of New York	DRUM – Desis Rising Up & Moving
Asian Americans for Equality	Legal Aid Society
Atlas: DIY	Little Sisters of the Assumption Family Health Services
BronxWorks	Lutheran Social Services of New York
CAMBA	Make the Road New York
Catholic Charities Community Services	New York Immigration Coalition
Center for Family Life	Northern Manhattan Improvement Corp.
Center for Popular Democracy	Research Foundation of CUNY

ActionNYC Clinics Schedule– Fiscal 2016

ActionNYC Clinics are large-scale weekend events providing screenings for immigration benefits and referrals. Clinics occur about once a month in different locations throughout the city. The next upcoming ActionNYC Clinics are as follows:

April 2016  
**April 23, 2016**  
**Bronx Clinic**  
 Location: TBD

May 2016  
**May 21, 2016**  
**Queens Clinic**  
 Location: TBD

June 2016  
**June 18, 2016**  
**Manhattan Clinic**  
 Location: TBD

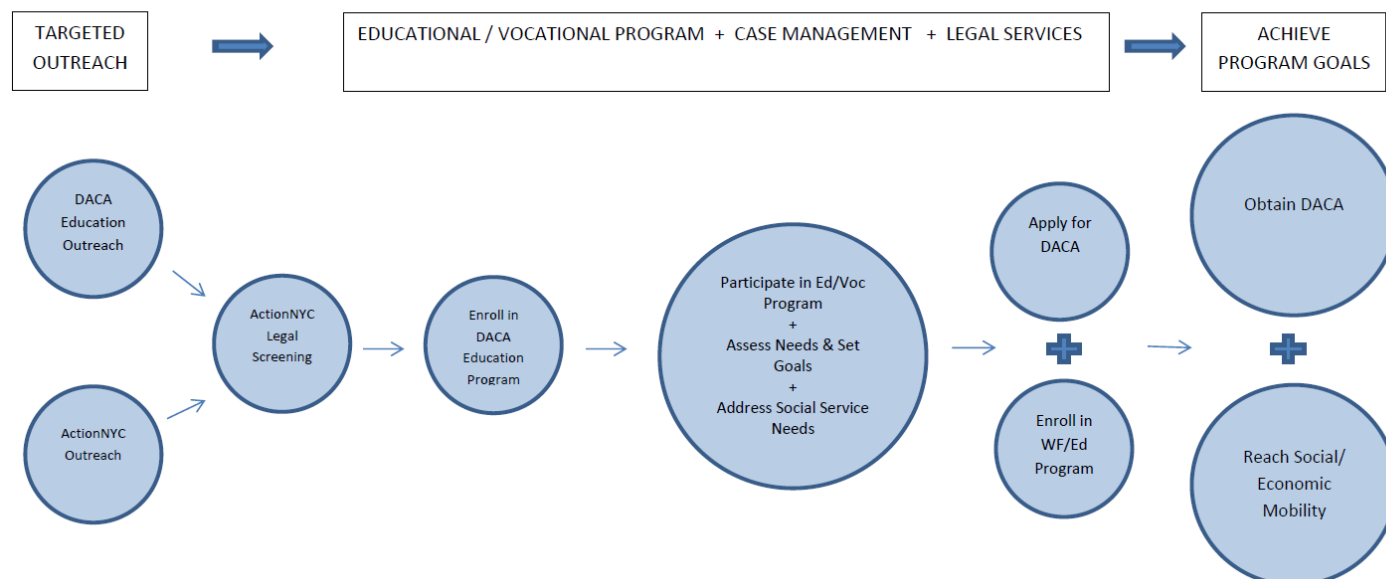
**DACA Education Initiative**

The DACA Education Initiative is a new program that will serve as the educational component to ActionNYC, the City's community-based model for immigration legal services. Through the DACA Education Initiative, immigrants who potentially qualify for Deferred Action for Childhood Arrivals (DACA), but have not yet fulfilled the educational requirement, will be able to enroll in educational programs that will enable them to qualify for and obtain DACA.

The DACA Education Initiative is expected to will start in Fiscal Year 2017 (July 2016). MOIA and the City University of New York (CUNY) will seek to fund:

- a. qualified educational or vocational programs that fulfill the U.S. Citizenship and Immigration Services (USCIS) DACA educational requirement; and
- b. outreach providers with a direct connection to the target population.

**ActionNYC DACA Education Initiative**  
Program Cycle for Participants in Target Population



The primary goals of the DACA Education Initiative are to (1) Provide educational and vocational services that allow participants to fulfill the USCIS educational requirement so that they may qualify for and obtain DACA; and (2) Allow participants opportunities for social mobility (e.g., workforce development and further education). In order to reach this goal, funded organizations will provide the following service delivery goals:

1. **Outreach.** Organizations that work with a population with similar demographics to the DACA Education Initiative's target population will be charged with reaching out to their members and other individuals who may be eligible for DACA but for the educational requirement and referring them to ActionNYC navigation sites.
2. **Education.** Existing educational or vocational programs within or in close proximity to the eight ActionNYC navigation sites or DACA Education Initiative outreach sites will provide classes designed or adjusted with the needs of this particular population in mind.
3. **Case Management.** Every educational or vocational program will have a case manager who will conduct needs assessments with each student and refer as appropriate to workforce and educational programs, as well as other programs that provide social services.

### Performance Measures

Performance Indicator	Actual			Target		4 Month Actual	
	FY 12	FY 13	FY 14	FY 15	FY 16	FY 14	FY 15
Participants in immigration assistance programs	4,263	5,422	7,058	*	*	NA	NA
Participants achieving positive outcomes in immigration assistance programs (%)	53%	58%	59%	50%	50%	42%	31%

## Department of Youth and Community Development

The New York City Department of Youth and Community Development (DYCD) contracts with community-based organizations across all five boroughs to provide a wide range of services and support to immigrant New Yorkers. Additionally, DYCD provides services designed to help immigrant parents of English Language Learners (ELL) in grades 6 through 12 understand the New York City school system and take an active role in their children's education; and provides services designed to help immigrants develop their ability to read, write, and speak in English. In Fiscal 2014 and Fiscal 2015, DYCD managed programs which directly served DACA applicants and provided services for U.S. Citizenship including the U.S. Citizenship & Civics test.

### Adult Literacy

DYCD is a partner in the New York City Adult Literacy Initiative (NYCALI), the City's system of coordination for all adult literacy services. Working in collaboration with the New York State Education Department, NYCALI offers more than 50,000 classes and tutorials at over 150 locations throughout the City. DYCD offers full instructional and support services to anyone over the age of 16 who is not enrolled in school and who is unable to speak, read and/or write in English well enough to participate in English education or job training programs. Program focus areas include Adult Base Education (ABE), GED/TASC preparation to acquire high school equivalency diplomas, and English for Speakers of Other Languages (ESOL).

Also funded under Adult Literacy Services is the Young Adult Literacy Program (YALP), which is offered in partnership with other members of NYCALI and CEO. This programming targets youth ages 16 to 24 who lack reading, writing and/or math skills required to earn a high school equivalency diploma, with participants receiving pre-GED/TASC basic skills training, as well as full support services. Services are offered by eight CBOs and nine public library program sites.

<b>Adult Literacy Budget</b>						
	<b>2014</b>	<b>2015</b>	<b>2016</b>	<b>Preliminary Plan</b>		<b>*Difference</b>
<i>Dollars in Thousands</i>	<b>Actual</b>	<b>Actual</b>	<b>Adopted</b>	<b>2016</b>	<b>2017</b>	<b>2016 - 2017</b>
<b>Spending</b>						
<b>Personal Services</b>						
Full-Time Salaried	\$437	\$702	\$945	\$690	\$976	\$31
Other	5	17	2	1	2	0
<b>Subtotal</b>	<b>\$442</b>	<b>\$719</b>	<b>\$947</b>	<b>\$691</b>	<b>\$978</b>	<b>\$31</b>
<b>Other Than Personal Services</b>						
Contractual Services	\$10,833	\$13,360	\$6,801	\$8,110	\$6,801	\$0
Other Services and Charges	1,368	1,704	1,405	1,466	1,405	0
Property and Equipment	0	0	5	4	5	0
<b>Subtotal</b>	<b>\$12,201</b>	<b>\$15,064</b>	<b>\$8,211</b>	<b>\$9,580</b>	<b>\$8,211</b>	<b>\$0</b>
<b>TOTAL</b>	<b>\$12,643</b>	<b>\$15,783</b>	<b>\$9,158</b>	<b>\$10,272</b>	<b>\$9,189</b>	<b>\$31</b>
<b>Funding</b>						
City Funds			\$6,738	\$8,017	\$6,769	\$31
Federal - Community Development			1,561	1,561	1,561	0
Federal - Other			859	694	859	0
<b>TOTAL</b>	<b>\$12,643</b>	<b>\$15,783</b>	<b>\$9,158</b>	<b>\$10,272</b>	<b>\$9,189</b>	<b>\$31</b>
<b>Budgeted Headcount</b>						
Full-Time Positions	<b>7</b>	<b>11</b>	<b>8</b>	<b>11</b>	<b>8</b>	<b>0</b>

\*The difference of Fiscal 2016 Adopted Budget compared to Fiscal 2017 Preliminary Budget.

The Fiscal 2017 Preliminary Budget includes \$9.18 million in Fiscal 2017 for Adult Literacy Services, representing nearly two percent of DYCD's overall budget of \$542.6 million. Compared to the Fiscal 2016 Adopted Budget of \$9.15 million, the Fiscal 2017 budget sees a small increase of \$31,000, or less than one percent. This increase is entirely City funds.

Compared to the actual spending in previous years, funding for literacy services has decreased by \$6.6 million or 42 percent from a high of \$15.8 million in Fiscal 2015 to proposed spending of \$9.2 million in Fiscal 2017. Much of this decrease is tied to the DYCD's activities in relation to Deferred Action for Childhood Arrivals (DACA), the 2012 federal program granting temporary protection from deportation to undocumented immigrants who came to the United States prior to their 16<sup>th</sup> birthdays. Support for DACA programs was originally allocated across two years in Fiscal 2014 and Fiscal 2015 and is not funded in Fiscal 2016 and outyears.

### Performance Measures

The following table outlines performance measures associated with the Adult Literacy Services program area, as given in the Fiscal 2016 Preliminary Mayor's Management Report. Importantly, the indicators below only refer to some of the services provided under this program area. Specifically, items focused on immigration and legal services are excluded. Additional performance measures would be needed to accurately assess the Department's activities.

Performance Indicator	Actual			Target		4 Month Actual	
	FY 12	FY 13	FY 14	FY 15	FY 16	FY 14	FY 15
Participants in DYCD-funded English literacy programs	4,647	4,643	4,306	6,500	6,500	2,474	2,447
*Participants in DYCD-funded English literacy programs meeting federal standards of improvement in their ability to read, write and speak English (%)	56	59	54	55	55	N/A	N/A

*\*Critical indicator*



## Human Resources Administration

The New York City Human Resources Administration/ Department of Social Services (HRA/DSS) provides temporary help to individuals and families with social service and economic needs to assist them in reaching self-sufficiency. Services include: temporary cash assistance, public health insurance, food stamps, home care for seniors and the disabled, child care, adult protective services, domestic violence assistance, HIV/AIDS support services and child support enforcement.

In terms of services for immigrant New Yorkers, HRA oversees the IDNYC program and legal services related to ActionNYC and assists IOI providers with benefit coordination and emergency homelessness prevention assistance when needed. The provision of legal assistance to low-income New Yorkers, including immigrants, is a key component of HRA's mission to fight poverty and income inequality and prevent homelessness.

## Municipal Identification Card

The New York City Council created IDNYC in the spring of 2014 in an effort to provide every New York City resident with an affordable, safe and legitimate government issued identification. The program was established pursuant to Local Law 35 of 2014, sponsored by Council Members Daniel Dromm and Carlos Menchaca, and Speaker Melissa Mark-Viverito. Under this program, every New York City resident can obtain an IDNYC, regardless of his or her race, color, creed, age, national origin, alienage or citizenship status, gender, sexual orientation, disability, marital status, partnership status, any lawful source of income, housing status, status as a victim of domestic violence or status as a victim.

<b>Muni ID Budget – Financial Summary</b>						
<i>Dollars in Thousands</i>						
	<b>2014</b>	<b>2015</b>	<b>2016</b>	<b>Preliminary Plan</b>		<b>*Difference</b>
	<b>Actual</b>	<b>Actual</b>	<b>Adopted</b>	<b>2016</b>	<b>2017</b>	<b>2016 - 2017</b>
<b>Spending</b>						
<b>Personal Services</b>						
Full-Time Salaried	\$180	\$6,489	\$13,496	\$13,496	\$11,868	(\$1,628)
Unsalaries	0	1,203	1,443	1,443	0	(1,443)
<b>Subtotal</b>	<b>\$180</b>	<b>\$7,692</b>	<b>\$14,939</b>	<b>\$14,939</b>	<b>\$11,868</b>	<b>(\$3,071)</b>
<b>Other Than Personal Services</b>						
Advertising	\$0	\$2,058	\$0	\$2,130	\$0	\$0
Contractual Services	250	6,981	2,929	4,062	1,734	(1,195)
Other Services and Charges	0	2,908	6,662	3,398	5,105	(1,557)
<b>Subtotal</b>	<b>\$250</b>	<b>\$11,947</b>	<b>\$9,591</b>	<b>\$9,590</b>	<b>\$6,839</b>	<b>(\$2,752)</b>
<b>TOTAL</b>	<b>\$430</b>	<b>\$19,639</b>	<b>\$24,530</b>	<b>\$24,530</b>	<b>\$18,707</b>	<b>(\$5,823)</b>
<b>Funding</b>						
City Funds	\$430	\$19,639	\$24,530	\$24,530	\$18,707	(\$5,823)
<b>TOTAL</b>	<b>\$430</b>	<b>\$19,639</b>	<b>\$24,530</b>	<b>\$24,530</b>	<b>\$18,707</b>	<b>(\$5,823)</b>
<b>Budgeted Headcount</b>						
Full-Time Positions	<b>4</b>	<b>160</b>	<b>212</b>	<b>212</b>	<b>241</b>	<b>29</b>

*\*The difference of Fiscal 2016 Adopted Budget compared to Fiscal 2017 Preliminary Budget.*

The Fiscal 2017 Preliminary Budget includes \$18.7 million in Fiscal 2017 for the IDNYC program, representing less than one percent of HRA's overall budget of \$9.8 billion. Compared to the Fiscal 2016 Adopted Budget of \$24.5 million for the program, the Fiscal

2017 budget sees a decrease of \$5.8 million or nearly 24 percent. This decrease is entirely City funds.

### Performance Measures

The following table outlines performance measures associated with the IDNYC program, as reported in the Fiscal 2016 Preliminary Mayor's Management Report.

Performance Indicator	Actual			Target		4 Month Actual	
	FY 12	FY 13	FY 14	FY 15	FY 16	FY 14	FY 15
IDNYC - number of applications processed	NA	NA	366,473	*	*	NA	259,042
IDNYC - total number of cards issued	NA	NA	334,794	*	*	NA	270,901
IDNYC application timeliness (%)	NA	NA	95%	*	*	NA	98%

### Legal Services

HRA's Office of Legal Services Initiatives offers programmatic oversight for the Immigrant Opportunities Initiative (IOI) program, which funds civil immigration legal services, and the New York Immigrant Family Unity Program (NYIFUP), which funds the nation's first universal, public defender program for immigrants in federal immigration detention.

#### Immigrant Opportunities Initiative (IOI)

First funded in Fiscal 2002 by the City Council, the IOI program existed for several years in DYCD's discretionary funding budget, but the City moved the IOI program to the baseline budget of the HRA in Fiscal 2015.

The IOI program provides legal services to non-citizens to assist with applications for citizenship, permanent residence, and many other immigration-related legal services. The primary goals of the IOI program are to:

1. Provide legal services to low-income immigrants related to gaining and maintaining immigration status and moving along the path towards citizenship, such that low-income immigrants may benefit from increased stability and better access economic empowerment opportunities;
2. Strengthen immigrant families and communities;
3. Address poverty and inequality through facilitating immigrant access to justice, including legal assistance for low-wage immigrant workers;
4. Support immigrant workers' rights and ensure equal workplace standards for all workers; and
5. Build and strengthen partnerships between community immigrant service providers and legal services agencies while increasing the knowledge and use of IOI programs.

#### New York Family Unity Program (NYIFUP)

The New York Immigrant Family Unity Project (NYIFUP) provides representation to all detained immigrants facing deportation in the City of New York (at the Varick Street Immigration Court) who are not otherwise represented and whose household income does not exceed 200 percent of the federal poverty guidelines. NYIFUP also represents detained New York City residents facing deportation in the Newark and Elizabeth (New Jersey) immigration courts, who meet the same financial eligibility standard and who are not otherwise represented.

Case Load

During the third and fourth quarters of Fiscal 2015, the NYIFUP legal service providers accepted representation of adults with children at 26 Federal Plaza and immigrants with old orders of deportation who are in or facing detention and deportation without the intervention of a lawyer. Of the cases newly accepted for representation in Fiscal 2016, 295 were at Varick Street, ten in Elizabeth, and six in Newark.

<b>Fiscal 2016 Case Summary</b> <i>(As of 12/31/15)</i>		
Cases carried over from FY15 (pending cases)		679
<b>Q1</b>	New Cases	192
<b>Q2</b>	New Cases	121
<b>Q3</b>	New Cases	-
<b>Q4</b>	New Cases	-
<b>Total</b>		992

Length of Cases

Favorable dispositions in immigration court cases generally take far longer than removal orders to occur. This is particularly true for cases where the clients are released or were never detained, where it typically takes several years for cases to conclude. As of December 31, 2015, the NYIFUP providers were handling 760 pending cases. During the first two quarters of Fiscal 2016, NYIFUP obtained relief, termination, or administrative closure for 50 clients who may now remain in the United States. Including the 50 successful outcomes, NYIFUP obtained the release of 220 clients (27 percent of the detained cases it handled during those two quarters), most of whom would otherwise still be in detention separated from their families. As the cases progress, the number of clients released during the pendency of their cases and the number who win their cases and are permitted to remain in the country will substantially increase.

NYIFUP representation is not restricted to immigration court. Rather, when necessary, NYIFUP brings proceedings in federal, family, and criminal courts, as well as administrative proceedings before U.S. Citizenship and Immigration Services (USCIS), which must be litigated to eventually try to defeat the deportation case. During the first two quarters, NYIFUP brought or procured representation for 105 of these ancillary proceedings: 18 post-conviction proceedings, 16 federal habeas corpus proceedings, 19 proceedings in Family Court, and 52 USCIS applications.

## Department of Citywide Administrative Services

The Department of Citywide Administrative Services (DCAS) ensures that New York City agencies have the critical resources they need to provide the best possible services to the public.

### Immigration Plan

As a result of the President Obama's Executive Order on immigration announced on November 23, 2014, the City Council and the de Blasio Administration added \$2.5 million in Fiscal 2015 to focus on the coordination of outreach and legal services, education and fraud prevention and marketing as it relates. This initiative is directed by DCAS and MOIS, and in partnership with foundations and community organizations. Funding for this initiative is not included in Fiscal 2017 and beyond.

<b>DCAS Budget – Financial Summary</b>						
<i>Dollars in Thousands</i>						
	<b>2014</b>	<b>2015</b>	<b>2016</b>	<b>Preliminary Plan</b>		<b>*Difference</b>
	<b>Actual</b>	<b>Actual</b>	<b>Adopted</b>	<b>2016</b>	<b>2017</b>	<b>2016 - 2017</b>
<b>Spending</b>						
<b>Personal Services</b>						
Full-Time Salaried	\$0	\$164	\$762	\$1,055	\$204	(\$558)
Unsalariated	0	0	0	70	0	0
<b>Subtotal</b>	<b>\$0</b>	<b>\$164</b>	<b>\$762</b>	<b>\$1,125</b>	<b>\$204</b>	<b>(\$558)</b>
<b>Other Than Personal Services</b>						
Advertising	\$0	\$22	\$326	\$326	\$0	(\$326)
Contractual Services	0	178	1,098	735	0	(1,098)
Other Services and Charges	0	331	125	152	0	(125)
<b>Subtotal</b>	<b>\$0</b>	<b>\$530</b>	<b>\$1,550</b>	<b>\$1,213</b>	<b>\$0</b>	<b>(\$1,550)</b>
<b>TOTAL</b>	<b>\$0</b>	<b>\$695</b>	<b>\$2,312</b>	<b>\$2,338</b>	<b>\$204</b>	<b>(\$2,108)</b>
<b>Funding</b>						
City Funds	\$0	\$695	\$2,312	\$2,338	\$204	(\$2,108)
<b>TOTAL</b>	<b>\$0</b>	<b>\$695</b>	<b>\$2,312</b>	<b>\$2,338</b>	<b>\$204</b>	<b>(\$2,108)</b>
<b>Budgeted Headcount</b>						
Full-Time Positions	0	11	12	14	2	(10)

*\*The difference of Fiscal 2016 Adopted Budget compared to Fiscal 2017 Preliminary Budget.*

The Fiscal 2017 Preliminary Budget includes \$204,000 in Fiscal 2017 for the Immigration Plan program in DCAS, representing less than one percent of DCAS's overall budget of \$1.19 billion. Compared to the Fiscal 2016 Adopted Budget of \$2.3 million for the program, the Fiscal 2017 budget sees a decrease of \$2.1 million or nearly 90 percent. This decrease is entirely City funds due to the loss of the program.

### Language Access Services

The New York City has been a leader in ensuring that limited English proficiency is not a barrier for City residents. Under the de Blasio Administration, agency language access coordinators are senior-level officials who lead teams within their agencies to facilitate language access. The City maintains a volunteer language bank of certified interpreters and translators and is in the midst of recruiting community volunteers for the language bank. Major outreach campaigns are multilingual, and the Administration is reviewing its

community and ethnic media investments to ensure that the City is reaching immigrant communities in their language.

In addition, agencies such as HRA have a centralized unit that manages contracts with language service vendors, provides trainings for staff, works across the agency to ensure that policies, procedures, and new initiatives are rolled out in a way that complies with relevant laws, and tracks relevant data to monitor compliance.

Entities such as the Mayor's Office to Combat Domestic Violence conduct cultural competency trainings for all front-line staff to further facilitate access by diverse immigrants.

DYCD also includes linguistically appropriate and cultural competence requirements in its requests for proposals and evaluates service providers who receive funding from the agency on language access and cultural competence.

### Performance Measures

Agency	Performance Indicator	Actual			Target		4-Month Actual	
		FY 12	FY 13	FY 14	FY 15	FY 16	FY 14	FY 15
311	Calls handled in languages other than English (%)	2.1%	1.8%	2.5%	*	*	2.3%	3.2%
311	Completed requests for interpretation	421,839	392,759	531,194	*	*	132,791	191,959
NYPD	Completed requests for interpretation	264,803	263,035	273,575	*	*	131,535	96,263
FDNY	Completed requests for interpretation	2,891	3,721	4,501	*	*	NA	NA
DOP	Completed requests for interpretation	16,505	16,520	15,859	*	*	NA	NA
CCRB	Completed requests for interpretation	525	613	591	*	*	NA	NA
Law	Completed requests for interpretation	705	860	762	*	*	NA	NA
DOI	Completed requests for interpretation	38	17	24	*	*	NA	NA
CCHR	Completed customer requests for interpretation	1,515	1,097	1,126	*	*	500	430
OATH	Completed customer requests for interpretation	8,734	9,240	9,419	*	*	3,509	3,231
BIC	Completed customer requests for interpretation	109	56	26	*	*	NA	NA
DSNY	Completed requests for interpretation	0	8	17	*	*	NA	NA
DPR	Completed customer requests for interpretation	45	60	81	*	*	NA	NA
DCA	Completed customer requests for interpretation	1,611	2,536	3,377	*	*	NA	NA

## Appendix A: CUNY Citizenship NOW – FY16 Service Schedule

City Council Report by District				
#	City Council Member	District	Borough	Neighborhood
<b>2 Day Weekly Services</b>				
1	Fernando Cabrera	14	Bronx	University Heights
2	Maria del Carmen Arroyo	17	Bronx	Mott Haven
3	Margaret Chin	1	Manhattan	Chinatown & Lower East Side
4	Robert Cornegy	36	Brooklyn	Bedford-Stuyvesant
5	Mathieu Eugene	40	Brooklyn	Flatbush District
6	Julissa Ferreras-Copeland	21	Queens	East Elmhurst
7	Carlos Menchaca	38	Brooklyn	Sunset Park
8	Ydanis Rodriguez	10	Manhattan	Washington Heights
9	Eric Ulrich	32	Queens	Ozone Park
10	Ruben Wills	28	Queens	Jamaica
<b>1 Day Weekly Services</b>				
1	Elizabeth Crowley	30	Queens	Glendale
2	Laurie Cumbo	35	Brooklyn	Fort Green
3	Rafael Espinal	37	Brooklyn	Bushwick
4	Andy King	12	Bronx	Williamsbridge
5	Peter Koo	20	Queens	Flushing
6	Vanessa L Gibson	16	Bronx	High Bridge
7	Mark Levine	7	Manhattan	Hamilton Heights
8	Melissa Mark-Viverito	8	Manhattan	East Harlem
9	Darlene Mealy	41	Brooklyn	Crown Heights
10	Annabel Palma	18	Bronx	Castle Hill
11	Deborah Rose	49	Staten Island	St. George
12	Ritchie Torres	15	Bronx	Belmont
13	Mark Treyger	47	Brooklyn	Coney Island
14	Jumaane D. Williams	45	Brooklyn	East Flatbush
<b>Bi-Monthly Services</b>				
1	Daniel Dromm	25	Queens	Forest Hills
2	Vincent Gentile	43	Brooklyn	Bay Ridge
3	David G. Greenfield	44	Brooklyn	Borough Park
4	Barry Grodenchik	23	Queens	Hollis
5	Karen Koslowitz	29	Queens	Forest Hills
6	James Vacca	13	Bronx	Border Throgs Neck & Pelham Bay
<b>Citizenship Event</b>				
1	Andrew Cohen	11	Bronx	
2	Daniel R. Garodnick	4	Manhattan	
3	I. Daneek Miller	27	Queens	
5	Jimmy Van Bramer	26	Queens	
8	Stephen Levin	33	Brooklyn	

## Appendix B: Immigrant Health Initiative Service Overview

